

# Effectiveness of interventions designed to reduce the prevalence of female genital mutilation/cutting

Report from Kunnskapssenteret (Norwegian Knowledge Centre for the Health Services)

No 25-2009

Systematic Review



 **kunnskapssenteret**  
Norwegian Knowledge Centre for the Health Services

**Background:** In November 2008, the Norwegian Knowledge Centre for Violence and Traumatic Stress Studies commissioned the Norwegian Knowledge Centre for the Health Services to do a systematic review about the effectiveness of interventions to prevent female genital mutilation/cutting (FGM/C). The review would answer the question: What is the effectiveness of interventions designed to reduce the prevalence of female genital mutilation/cutting compared to no or any other intervention? **Method:** We searched systematically for relevant literature in international scientific databases, in databases of international organisations that are engaged in projects concerning FGM/C, and in reference lists of relevant reviews and included studies. We selected studies according to pre-specified criteria and appraised the methodological quality using checklists. We summarized the results using tables and calculated effect estimates in outcomes for which pre- and post scores for both intervention and comparison groups were reported. **Results:** We included and summarized results from six controlled before-after-studies. All studies were set in Africa and compared an *(continued)*

Norwegian Knowledge Centre for the Health Services (Kunnskapssenteret)  
PO Box 7004, St. Olavs plass  
N-0130 Oslo  
(+47) 23 25 50 00  
www.kunnskapssenteret.no  
Report: ISBN 978-82-8121-300-5 ISSN 1890-1298

no 25–2009

 kunnskapssenteret

*(continued from page one)* intervention with no intervention. There was great variation in prevalence, ethnicity, religion, and education among these settings. All studies were judged to have weak methodological quality and the quality of the evidence was low. **Conclusion:** There is a paucity of high quality evidence regarding the effectiveness of interventions to prevent FGM/C and the evidence base is insufficient to draw solid conclusions. While first generation anti-FGM/C intervention studies are informative, there is an urgent need for additional studies. Such second generation studies should be randomized or at a minimum secure similar distribution of prognostic factors in the intervention and comparison groups; long term to ensure viability and reliable assessment of changes in prevalence; take into account regional, ethnic and socio demographic variation in the practice of FGM/C; focus on prevalence – assessed by physical examinations – behaviours, and intentions; and they should be cross disciplinary, if possible through international collaborative initiatives.

Title	Effectiveness of interventions designed to reduce the prevalence of female genital mutilation/cutting
Norwegian title	Effekt av intervensjoner for å redusere forekomsten av kjønnslemlestelse
Institution	Nasjonalt kunnskapssenter for helsetjenesten (Norwegian Knowledge Centre for the Health Services) John-Arne Røttingen, <i>director</i>
Authors	Denison, Eva, <i>researcher (project leader)</i> Berg, Rigmor C, <i>researcher</i> Lewin, Simon, <i>senior researcher</i> Fretheim, Atle, <i>research director (project responsible)</i>
ISBN	978-82-8121-300-5
ISSN	1890-1298
Report	Nr 25 – 2009
Project number	518
Type of report	Systematic review
No. of pages	63 (75 pages appendices included)
Client	Norwegian Centre for Violence and Traumatic Stress Studies (Nasjonalt kunnskapssenter om vold og traumatisk stress)
Keywords	Female genital mutilation/cutting, effectiveness
Citation	Denison E, Berg RC, Lewin S, Fretheim, A. Effectiveness of interventions designed to reduce the prevalence of female genital mutilation/cutting. Report from Kunnskapssenteret nr 25–2009. Oslo: Nasjonalt kunnskapssenter for helsetjenesten, 2009.

Norwegian Knowledge Centre for the Health Services summarizes and disseminates evidence concerning the effect of treatments, methods, and interventions in health services, in addition to monitoring health service quality. Our goal is to support good decision making in order to provide patients in Norway with the best possible care. The Centre is organized under The Directorate for Health and Social Affairs, but is scientifically and professionally independent. The Centre has no authority to develop health policy or responsibility to implement policies.

We would like to thank Jan Odgaard-Jensen, Sari Ormstad, Brynjar Landmark, Gunn Vist, Liselott Dellenborg, and Owolabi Bjälkander for their expertise in this project. We are grateful for helpful comments from members of *Fagrådet*. Norwegian Knowledge Centre for the Health Services assumes final responsibility for the content of this report.

Norwegian Knowledge Centre for the Health Services  
Oslo, November 2009

---

# List of abbreviations

AR	Alternative rights.
FGM/C	Female Genital Mutilation/Cutting.
HIV	Human Immunodeficiency Virus.
NKVTS	Nasjonalt Kunnskapssenter om Vold og Traumatisk Stress/ The Norwegian Knowledge Centre for Violence and Traumatic Stress studies.
NOKC	Nasjonalt Kunnskapssenter for Helsetjenesten/ Norwegian Knowledge Centre for the Health Services.
PRB	Population Reference Bureau.
RCT	Randomized Controlled Trial.
UNFPA	United Nations Population Fund.
UNICEF	United Nations Children's Fund.
USAID	U.S. Agency for International Development.
WHO	World Health Organization.

---

# Key messages

## **Effectiveness of interventions designed to reduce the prevalence of female genital mutilation/cutting**

**Background:** In November 2008, the Norwegian Knowledge Centre for Violence and Traumatic Stress Studies (NKVTS) commissioned the Norwegian Knowledge Centre for the Health Services (NOKC) to do a systematic review about the effectiveness of interventions to prevent female genital mutilation/cutting (FGM/C). The review would answer the question: What is the effectiveness of interventions designed to reduce the prevalence of female genital mutilation/cutting compared to no or any other intervention?

**Methods:** We searched systematically for relevant literature in international scientific databases, in databases of international organisations that are engaged in projects concerning FGM/C, and in reference lists of relevant reviews and included studies. We selected studies according to pre-specified criteria and appraised the methodological quality using checklists. We summarized the results using tables and calculated effect estimates (adjusted absolute risk difference and risk ratio) in outcomes for which pre- and post scores for both intervention and comparison groups were reported.

**Results:** We included and summarized results from six controlled before-and-after studies. All studies were set in Africa and compared an intervention with no intervention (except one study which included an educational module). There was great variation in prevalence, ethnicity, religion, and education among these settings. All studies were judged to have weak methodological quality and the quality of the evidence was low. The effect estimates suggest that 1) training health personnel likely produced no effects in knowledge or beliefs/attitudes about FGM/C; 2) educating female students may possibly have led to a small increase in knowledge/awareness about FGM/C; 3) multifaceted community activities may possibly have increased the proportion of participants having favourable cognitions and intentions about FGM/C; 4) community empowerment through education may possibly have positively affected prevalence of FGM/C, participants' knowledge about the consequences of FGM/C, and regrets about having had daughter cut. However, the low quality of the body of evidence affects the interpretation of results and raises doubts about the validity of the findings.

**Conclusion:** There is a paucity of high quality evidence regarding the effectiveness of interventions to prevent FGM/C and the evidence base is insufficient to draw

solid conclusions. While first-generation anti-FGM/C intervention studies are informative, there is an urgent need for additional studies. Such second-generation studies should be randomized or at a minimum secure similar distribution of prognostic factors in the intervention and comparison groups; long-term to ensure viability and reliable assessment of changes in prevalence; take into account regional, ethnic and sociodemographic variation in the practice of FGM/C; focus on prevalence – assessed by physical examinations – behaviours, and intentions; and they should be cross-disciplinary, if possible through international collaborative initiatives.

---

# Executive summary

---

## BACKGROUND

---

Female genital mutilation/cutting (FGM/C) is a traditional practice that involves the partial or total removal of or other injury to the female genital organs for cultural or other non-therapeutic reasons. FGM/C is practised in more than 28 countries in Africa and in immigrant communities in a number of countries, including Australia, Canada, France, New Zealand, Norway, Sweden, Switzerland, the United Kingdom, and the United States. The practice of FGM/C is rooted in religious, personal and societal beliefs within a frame of psycho-sexual and social reasons such as control of women's sexuality and family honour which is enforced by community mechanisms.

FGM/C is recognized as a harmful practice which violates human rights. It is prohibited by law in several African and Western countries. The current classification describes four types of FGM/C: Type 1, *clitoridectomy*, involves partial or total removal of the clitoris and/or the prepuce. Type 2, *excision*, involves partial or total removal of the clitoris and the labia minora, with or without excision of the labia majora. Type 3, *infibulation*, involves narrowing of the vaginal orifice with creation of a covering seal by cutting and appositioning the labia minora and/or the labia majora, with or without excision of the clitoris. Type 4, *other*, involves all other harmful procedures to the female genitalia for non-medical purposes, for example: pricking, piercing, incising, scraping and cauterization. There is great variation in prevalence, reflecting ethnicity, tradition, and sociodemographic factors. Countries with very high prevalence, over 70%, include Egypt, Ethiopia, Mali, and Somalia. FGM/C is associated with several health risks such as severe pain, bleeding, and shock, difficulty in passing urine and faeces, and infections. Caesarean section, blood loss, low birth weight and increased perinatal mortality are associated birth risks. Several psychological, social, and sexual consequences such as anxiety, depression, memory loss, loss of libido, and dyspareunia are associated with FGM/C.

Efforts to abandon the practice of FGM/C in Africa have used several different approaches, including those based on human rights frameworks, a health risk approach, training health workers as change agents, and the use of comprehensive social development approaches. Although there are indications of the effectiveness of some anti-FGM/C interventions in achieving changes in knowledge, beliefs, attitudes, behaviours and practices related to FGM/C, systematic appraisal of the

evidence is lacking. Further, much research has used observational designs that make it difficult to draw causal inferences, thus hampering valid conclusions about the effects of these interventions.

We asked the following question: What is the effectiveness of interventions designed to reduce the prevalence of female genital mutilation/cutting compared to no or any other intervention?

---

## **METHODS**

---

In February 2009, we searched systematically for literature in the following scientific databases: African Index Medicus, Anthropology Plus, British Nursing Index and Archive, The Cochrane Library (CENTRAL, Cochrane Database of Systematic Reviews, Database of Abstracts of Reviews of Effects), EMBASE, EPOC, MEDLINE, PILOTS, POPLINE, PsychINFO, Social Services Abstracts, Sociological Abstracts, and WHOLIS. We also searched in databases of international organisations that are engaged in projects concerning FGM/C, and manually in reference lists of relevant reviews and studies included in this systematic review. We searched for studies that used the following study designs: systematic reviews, randomized controlled studies, and controlled before-and-after studies.

Two of the authors independently assessed studies for inclusion according to pre-specified criteria and the methodological quality of the studies using checklists. We summarized the results in text and tables and calculated effect estimates (adjusted absolute risk difference and risk ratio) in outcomes for which pre- and post scores for both intervention and comparison groups were reported.

---

## **RESULTS**

---

We identified 3,667 publications and after having assessed titles, abstracts, and articles in full text we included six studies that fulfilled the inclusion criteria. All studies were controlled before-and-after studies that were carried out in African countries. We failed to obtain two potentially relevant publications, despite extensive retrieval efforts.

All the included studies were judged to have weak methodological quality and the quality of the evidence was low. Collectively, the studies involved a total of 6,803 participants at entry. All studies compared an intervention with no intervention (except one which included an education module). Each study was set in a different country in Africa: Burkina Faso, Egypt, Ethiopia / Kenya, Mali, Nigeria, and Senegal. There was great variation in prevalence, ethnicity, religion, and education among these settings. Two of the studies were directed at the individual level, and four at the community level. The first individually-based study consisted of educational activities delivered to health personnel in Mali, who learned about context and local rationale of FGM/C as well as the different types of cutting and its health complications. The other individually-based study took place in Egypt and



involved female university students, who received information about reproductive health aspects, including FGM/C. The multifaceted, community-based intervention in Kenya was delivered in a Somali refugee camp, and six village communities in Ethiopia received a nearly identical intervention, consisting of community meetings, theatre performances, video sessions, and mass media activities. In Nigeria, the multifaceted community activities, involving programmes such as multimedia and development of action plans to improve women's situation, was delivered at three community levels. The community empowerment intervention took place first in Senegal and then it was replicated in Burkina Faso. It consisted of educational sessions in human rights, problem solving, environmental hygiene, and women's health.

The most frequently reported outcomes were beliefs/attitudes, knowledge/awareness, and intentions concerning FGM/C. Less frequently reported outcomes were self-reported prevalence, behaviours such as talking to others about FGM/C, perceptions regarding spouse's disapproval of FGM/C, and regrets of having had daughter cut. The effect estimates suggest that 1) training health personnel likely produced no effects in knowledge or beliefs/attitudes about FGM/C; 2) educating female students may possibly have led to a small increase in knowledge/awareness about FGM/C; 3) multifaceted community activities may possibly have increased the proportion of participants having favourable cognitions and intentions about FGM/C; 4) community empowerment through education may possibly have positively affected prevalence of FGM/C, participants' knowledge about the consequences of FGM/C, and regrets about having had daughter cut. However, the low quality of the body of evidence affects the interpretation of results and raises doubts about the validity of the findings.

---

## **CONCLUSION**

---

There is a paucity of high quality evidence regarding the effectiveness of interventions to reduce the prevalence of FGM/C and the evidence base is insufficient to draw solid conclusions. While first-generation anti-FGM/C intervention studies are informative, there is an urgent need for additional studies. Such second-generation studies should be randomized or at a minimum secure similar distribution of prognostic factors in the intervention and comparison groups; long-term to ensure viability and reliable assessment of changes in prevalence; take into account regional, ethnic and sociodemographic variation in the practice of FGM/C; focus on prevalence – assessed by physical examinations – behaviours, and intentions; and they should be cross-disciplinary, if possible through international collaborative initiatives.

The Norwegian Knowledge Centre for the Health Services (NOKC) summarizes and disseminates evidence concerning the effect of treatments, methods, and interventions in health services, in addition to monitoring health service quality. Our

goal is to support good decision making in order to provide patients in Norway with the best possible care. The Centre is organized under The Directorate for Health and Social Affairs, but is scientifically and professionally independent. The Centre has no authority to develop health policy or responsibility to implement policies.

Norwegian Knowledge Centre for the Health Services

PB 7004 St. Olavs plass

N-0130 Oslo, Norway

Telephone: +47 23 25 50 00

E-mail: [post@kunnskapssenteret.no](mailto:post@kunnskapssenteret.no)

Full report (pdf): [www.kunnskapssenteret.no](http://www.kunnskapssenteret.no)

---

# Hovedfunn

**Bakgrunn:** I november 2008 gav Nasjonalt kunnskapssenter om vold og traumatisk stress (NKVTS) Nasjonalt kunnskapssenter for helsetjenesten (NOKC) i oppdrag å utføre en systematisk kunnskapsoppsummering av effektiviteten av tiltak for å redusere forekomsten av kjønnslemlestelse. Oppsummeringen skulle besvare spørsmålet: Hva er effekten av tiltak for å redusere forekomsten av kjønnslemlestelse sammenlignet med ingen eller annet tiltak?

**Metode:** Vi søkte systematisk etter relevant litteratur i internasjonale databaser, i databaser til internasjonale organisasjoner som driver prosjekter om kjønnslemlestelse, og i referanselistene til kunnskapsoppsummeringer og de inkluderte studiene. Vi valgte ut studier som oppfylte våre predefinerte inklusjonskriterier og brukte sjekklister for å vurdere den metodiske kvaliteten til studiene. Vi oppsummerte resultatene i tabeller og beregnet effektestimater (justert absolutt risikoforskjell og relativ risiko) for utfall som hadde før- og etterskår for både intervensjons- og kontrollgruppene.

**Resultater:** Vi inkluderte og oppsummerte resultatene for seks kontrollerte før- og etter studier. Alle var gjennomført i afrikanske land og sammenlignet et tiltak med ingen tiltak (med unntak av én studie som inkluderte en utdanningsmodul). Det var stor variasjon i forekomst, etnisitet, religion og utdanning blant disse stedene. Alle studiene ble vurdert å ha lav kvalitet etter to forskjellige kvalitetsvurderings-systemer, og kvaliteten på evidensen var lav. Effektestimaterne tyder på at 1) trening av helsepersonell muligens ikke gav noen forbedringer av kunnskaper om eller holdninger til kjønnslemlestelse 2) undervisning av kvinnelige studenter kan muligens ha ført til litt økt kunnskap om kjønnslemlestelse 3) sammensatte samfunnsaktiviteter kan muligens ha økt andelen deltakere som hadde holdninger og intensjoner om å oppgi kjønnslemlestelse 4) samfunn "empowerment" gjennom undervisning kan muligens ha minsket andelen mødre som rapporterte omskjæring av datter og økt andelen deltakere som hadde kunnskaper om følger av kjønnslemlestelse, og som følte anger over å ha omskåret datter. Imidlertid påvirker den lave kvaliteten på kunnskapsgrunnlaget tolkningen av resultatene og reiser tvil om gyldigheten av funnene.

**Konklusjon:** Det mangler dokumentasjon av høy kvalitet når det gjelder effekten av tiltak for å redusere forekomsten av kjønnslemlestelse, og kunnskapsgrunnlaget er utilstrekkelig for å dra sikre konklusjoner. Førstegenerasjonsstudiene som er oppsummert her er informative, men det er et presserende behov for ytterligere

studier. Slike andregenerasjonsstudier bør være randomiserte eller minimum sikre lignende fordeling av prognostiske faktorer i tiltaks- og sammenligningsgruppene; være langsiktige for å sikre levedyktighet og reliabel måling av forekomst; ta i betraktning regional, etnisk, sosial og demografisk variasjon i utøvelsen av kjønnslemlestelse; fokusere på forekomst – bedømt ved fysisk undersøkelse – atferd og intensjoner; og tverrfaglige, gjerne gjennom internasjonale samarbeid på flere felter.

---

# Sammendrag

---

## BAKGRUNN

---

Kjønnslemlestelse er en tradisjonell praksis som innebærer att hele eller deler av de kvinnelige kjønnsorganene fjernes eller skades av ikke-terapeutiske grunner. Kjønnslemlestelse praktiseres i mer enn 28 land i Afrika og i immigrantsamfunn i vestlige land som Australia, Canada, Frankrike, Norge, New Zealand, Storbritannia, Sveits, Sverige, og USA. Kjønnslemlestelse er grunnet i religiøse, personlige, og sosiale forestillinger, der kontroll av kvinnelig seksualitet og vern av familiens ære er viktige normer. Kjønnslemlestelse er anerkjent som en skadelig praksis som krenker menneskerettigheter og er uttrykkelig forbudt i mange afrikanske og vestlige land. Kjønnslemlestelse klassifiseres i fire kategorier: Type 1, *klitoridektomi*, delvis eller total fjerning av klitoris og/eller forhuden; Type 2, *eksisjon*, delvis eller total fjerning av klitoris og de små kjønnsleppene; Type 3: *infibulasjon*, delvis eller fullstendig fjerning av ytre kjønnslepper og gjensyng slik at urinrørsåpningen dekkes av et hudseil og skjedeåpningen forsnevres til ca. 1 cm i diameter; Type 4: *alle andre former*, inklusive prikking og stikking i klitoris, strekking av klitoris og/eller kjønnslepper, etsning eller brenning av klitoris og omliggende vev, og innføring av etsende stoffer i skjeden for å minske hulrommets størrelse.

Forekomsten av kjønnslemlestelse i Afrika varierer sterkt, avhengig av kulturelle, etniske, sosiale og demografiske forhold. Land med meget høy forekomst, over 70 %, er for eksempel Egypt, Etiopia, Mali og Somalia. Kjønnslemlestelse settes i sammenheng med flere helsefarer som for eksempel alvorlige smerter, blødning, og sjokk, vanskeligheter med avføring, og infeksjoner. Keisersnitt, blodtap, lav fødselsvekt og økt perinatal dødelighet er risikofaktorer i sammenheng med fødsel. Flere psykologiske, sosiale og seksuelle konsekvenser som engstelse, depresjon og hukommelsestap, tap av libido og smerter ved samleie er også dokumentert i sammenheng med kjønnslemlestelse.

Mange prosjekter med hensikt å redusere forekomsten av kjønnslemlestelse er blitt gjennomført. Tiltakene har hatt ulike tilnærminger, for eksempel undervisning om menneskerettigheter, informasjon om helsefarer, opplæring av helsepersonell for å fremme forandring, og omfattende tiltak for sosial utvikling på samfunnsnivå. Selv om det finnes indikasjoner på at noen tiltak er effektive for å oppnå forandring av kunnskaper, holdninger og praksis når det gjelder kjønnslemlestelse, så mangler det en systematisk vurdering av kunnskapsgrunnlaget. I tillegg er det meste av

forskningen gjennomført med metoder som gjør det vanskelig å trekke sikre konklusjoner om årsak og virkning.

Vi stilte følgende spørsmål: Hva er effekten av tiltak for å redusere forekomsten av kjønnslemlestelse sammenlignet med ingen eller annet tiltak?

---

## **METODE**

---

I februar 2009 søkte vi systematisk etter litteratur i følgende 13 internasjonale databaser: African Index Medicus, Anthropology Plus, British Nursing Index and Archive, The Cochrane Library (CENTRAL, Cochrane Database of Systematic Reviews, Database of Abstracts of Reviews of Effects), EMBASE, EPOC, MEDLINE, PILOTS, POPLINE, PsychINFO, Social Services Abstracts, Sociological Abstracts, og WHOLIS. Vi søkte også i databaser til internasjonale organisasjoner som driver prosjekter om kjønnslemlestelse, og manuelt i referanselister til oversiktsartikler og inkluderte studier. Vi søkte etter litteratur med følgende studiedesign: systematiske kunnskapsoppsummeringer, randomiserte kontrollerte studier og kontrollerte før-og-etter studier.

To prosjektmedarbeidere gjorde uavhengige vurderinger av studier for inklusjon, og av de inkluderte studienes metodiske kvalitet. Til dette brukte vi et inklusjonsskjema og sjekklister. Vi oppsummerte resultatene i tekst og tabeller og i kalkulerte effektestimater der det var mulig.

---

## **RESULTAT**

---

Vi identifiserte 3667 publikasjoner og etter å ha vurdert titler, sammendrag og artikler i fulltekst fant vi seks studier som oppfylte inklusjonskriteriene. Alle studiene var kontrollerte før-og-etter studier og gjennomført i afrikanske land. To muligens relevante publikasjoner fikk vi ikke tak i, på tross av omfattende forsøk. Alle inkluderte studier ble vurdert å ha lav metodisk kvalitet.

Alle studiene sammenlignet et tiltak med ingen tiltak, unntatt en studie der et tiltak ble sammenlignet med et annet tiltak i en del av studien. Til sammen deltok 6803 personer i de seks studiene, som var gjennomførte i syv ulike afrikanske land: Burkina Faso, Egypt, Etiopia / Kenya, Mali, Nigeria, og Senegal. Det var stor variasjon i forekomst av kjønnslemlestelse, etnisitet, religion og utdanning mellom de ulike studieområdene. To av studiene var rettet mot individnivå og fire var rettet mot samfunnsnivå. Det første individrettede tiltaket inkluderte helsepersonell i Mali som fikk opplæring i lokale årsaker til kjønnslemlestelse, samt de ulike typene av kjønnslemlestelse og behandling av fysiske skader som følge av kjønnslemlestelse. Det andre individrettede tiltaket inkluderte kvinnelige studenter i Egypt som mottok undervisning om reproduksjon fra et helseperspektiv, som inkluderte kjønnslemlestelse. Tiltaket som kan kalles sammensatte samfunnsaktiviteter ble gitt til Somaliere i Kenya, seks landsbyer i Etiopia, og en delstat i Nigeria. Intervensjonstiltakene varierte fra holdningskampanjer, teateroppsetninger, video, fellesmøter, til bruk av massemedier. Samfunn "empowerment" gjennom

undervisning er et tiltak som inneholdt undervisning i menneskerettigheter, problemløsning, miljøhygiene, og kvinners helse. Tiltaket ble først gitt til flere samfunn i Senegal og dernest i Burkina Faso.

De hyppigst rapporterte utfallsmålene var holdninger, kunnskaper/bevissthet, og intensjoner angående kjønnslemlestelse. Mindre hyppig rapporterte utfallsmål var forekomst, atferd som å snakke sammen med andre om kjønnslemlestelse, oppfatning om ektefelles uvilje mot kjønnslemlestelse, og anger over å ha latt datter bli omskåret. Effektestimatene antyder at 1) opplæring av helsepersonell muligens ikke hadde noen effekt på kunnskaper eller holdninger om kjønnslemlestelse; 2) undervisning av kvinnelige studenter kan muligens ha ført til en liten økning av kunnskaper om kjønnslemlestelse; 3) sammensatte samfunnsaktiviteter kan muligens ha økt andelen deltakere som hadde holdninger og intensjoner om å oppgi kjønnslemlestelse; 4) samfunn "empowerment" gjennom undervisning kan muligens ha minsket andelen mødre som rapporterte omskjæring av datter og økt andelen deltakere som hadde kunnskaper om følger av kjønnslemlestelse, og som følte anger over å ha omskåret datter. Imidlertid påvirker den lave kvaliteten på kunnskapsgrunnlaget tolkningen av resultatene og reiser tvil om gyldigheten av funnene.

---

## **KONKLUSJON**

---

Kunnskapsgrunnlaget i denne oppsummeringen er av lav kvalitet og ikke tilstrekkelig for å trekke sikre konklusjoner om effekten av tiltak for å redusere forekomsten av kjønnslemlestelse. Det er et presserende behov for studier som er randomiserte eller som et minimum sikrer lignende fordeling av prognostiske faktorer i intervensjons- og sammenligningsgruppene; bruker tilstrekkelig lang oppfølgingsperiode til å kunne bedømme forekomst på en sikker måte; tar i betraktning regional, etnisk, sosial og demografisk variasjon med hensyn til kjønnslemlestelse; fokuserer på forekomst – målt ved fysisk undersøkelse – atferd, og intensjoner; er tverrfaglig, gjerne gjennom internasjonale samarbeid på flere felter.

---

# Table of contents

<b>LIST OF ABBREVIATIONS</b>	<b>1</b>
<b>KEY MESSAGES</b>	<b>2</b>
<b>EXECUTIVE SUMMARY</b>	<b>4</b>
Background	4
Methods	5
Results	5
Conclusion	6
<b>HOVEDFUNN</b>	<b>8</b>
<b>SAMMENDRAG</b>	<b>10</b>
Bakgrunn	10
Metode	11
Resultat	11
Konklusjon	12
<b>TABLE OF CONTENTS</b>	<b>13</b>
<b>PREFACE</b>	<b>16</b>
<b>OBJECTIVE</b>	<b>17</b>
<b>BACKGROUND</b>	<b>18</b>
Classifications	19
Prevalence	20
Consequences	20
Physical consequences	20
Psychological consequences	21
Social consequences	21
Sexual consequences	21
Interventions to reduce the prevalence of FGM/C	22
<b>METHOD</b>	<b>24</b>
Literature search	24
Inclusion criteria	24
Exclusion criteria	25
Selection of studies	25



Data extraction and analysis	26
<b>RESULTS</b>	<b>28</b>
Description of included literature	28
Results of the search	28
Included studies	29
<i>Population</i>	31
<i>Intervention</i>	33
Intervention fidelity and reach	34
<i>Comparison</i>	35
<i>Outcomes</i>	36
Quality assessment	37
Study quality	37
Quality of the evidence	37
Results of training health personnel	39
Results of educating female students	40
Results of multifaceted community activities	41
Results of community empowerment through education	43
Results of the meta-analyses	46
<b>DISCUSSION</b>	<b>47</b>
Discussion of main results	47
Effectiveness of training health personnel	47
Effectiveness of educating female students	48
Effectiveness of multifaceted community activities	48
Effectiveness of community empowerment through education	50
The importance of context	51
Overall completeness of evidence	53
Quality of the evidence	54
Study strengths and limitations	56
<b>CONCLUSIONS</b>	<b>57</b>
Need for further research	57
<b>REFERENCES</b>	<b>59</b>
<b>APPENDICES</b>	<b>64</b>
1. Search for literature	64
2. Excluded studies	67
3. Quality assessment	68
4. Meta-analyses	72
Knowledge of harmful consequences of FGM/C	72
Intention not to cut daughter	72
Belief that FGM/C is against women's rights	72
Belief that FGM/C is necessary	73
Approval of FGM/C (women only)	73

Perception that partner approves of FGM/C (women only)	74
Regrets having had daughter cut	74
Prevalence of FGM/C	74

---

# Preface

In November 2008, the Norwegian Knowledge Centre for Violence and Traumatic Stress Studies (NKVTS) contacted the Norwegian Knowledge Centre for the Health Services (NOKC) with a request for assistance in establishing a competence centre on the topic of FGM/C. Specifically, the NKVTS commissioned the NOKC to conduct a series of systematic reviews about female genital mutilation/cutting (FGM/C), one of which assessed the effectiveness of interventions designed to reduce the prevalence of FGM/C.

The project team was composed of:

- Project coordinator, researcher, Eva Denison, NOKC
- Researcher, Rigmor C Berg, NOKC
- Senior researcher, Simon Lewin, NOKC
- Research librarian, Sari Ormstad, NOKC
- Statistician Jan Odgaard-Jensen, NOKC
- Research director, Atle Fretheim, NOKC

We are grateful for peer review by two internal and two external reviewers:

- Brynjar Landmark, researcher, NOKC
- Gunn Vist, researcher, NOKC
- Liselott Dellenborg, Ph.D., University of Gothenburg (Sweden)
- Owolabi Bjälkander, FGM/C expert, Socialstyrelsen (Sweden)

The aim of this report is to support well-informed decisions in health promotion that lead to reductions in FGM/C prevalence and improved quality of services related to FGM/C. The evidence should be considered together with other relevant issues, such as clinical experience and patient preferences.

Anne Karin Lindahl  
*Director*

Atle Fretheim  
*Research Director*

Eva Denison  
*Researcher*

---

# Objective

The present systematic review summarizes extant literature about interventions designed to reduce the prevalence of FGM/C and evaluates the effectiveness of such interventions.

NKVTS commissioned the NOKC to conduct a systematic review to support the organization's health promotion work concerning FGM/C among women subjected to and at risk for the practice in Norway, but the systematic review is of relevance in all countries where FGM/C may occur. The overall aim of the systematic review is to support well-informed decisions in health promotion that lead to the reduction of FGM/C prevalence and improved quality of services related to FGM/C.

The main research question was:

- What is the effectiveness of interventions designed to reduce the prevalence of female genital mutilation/cutting compared to no or any other intervention?

---

# Background

The terminology used for the cutting of female genital organs varies. It has been referred to as "female circumcision", "female genital mutilation", "female genital cutting" and "female genital mutilation/cutting" (1). We adopt the official terminology used by UNICEF and UNFPA "female genital mutilation/cutting" (FGM/C) throughout this report. FGM/C is a traditional practice that involves the partial or total removal or other injury to the female genital organs for cultural or other non-therapeutic reasons (2). FGM/C is practised in more than 28 countries in Africa, usually on girls under the age of 15 years, and in some countries in the Middle East and Asia (3;4). FGM/C is also practised by immigrant communities in a number of countries, including Australia, Canada, France, New Zealand, Norway, Sweden, Switzerland, the United Kingdom, and the United States (4). As Western governments become more aware of FGM/C among the immigrant communities, legislation has come into effect and European Union institutions and Member States have taken steps towards ending FGM/C (5).

The practice of FGM/C is rooted in religious, personal and societal beliefs within a frame of psycho-sexual and social reasons such as control of women's sexuality and family honour which is enforced by community mechanisms (6). While reasons for the practice vary across cultural groups, social reasons may include FGM/C as an initiation act for girls into womanhood, as an act of social integration and for the maintenance of social cohesion. Socio-economic reasons include beliefs that FGM/C is a prerequisite for marriage or an economic necessity in cases where women are largely dependent on men. Religious reasons rest on the belief that it is a religious requirement. Hygienic and aesthetic reasons for FGM/C include beliefs that the female genitalia are dirty and unsightly, and health reasons include beliefs that FGM/C enhances fertility and child survival. FGM/C may also be an important source of income for circumcisers (7).

FGM/C is recognized as a harmful practice which violates the human rights – civil, cultural, economic, political and social – of girls and women (1). Further, FGM/C is a manifestation of gender inequality and discrimination "related to the historical subjugation and suppression on women" (8). By extension, it is hypothesized that changing beliefs about women's rights is a key to its abandonment (1;9). There are laws that explicitly prohibit the practice of FGM/C in many African countries, e.g. in Burkina Faso, Egypt, Eritrea, Ethiopia, Kenya, and Senegal. In other countries, existing general provisions of criminal codes can be applied to FGM/C, e.g. in Mali and North Sudan, while there are no laws against FGM/C in Somalia and Nigeria

(10). There are laws prohibiting FGM in several Western countries including Australia, Canada, New Zealand, USA and at least 13 countries in Western Europe (4), among these Denmark, Norway, and Sweden (11). However, the implementation of anti-FGM laws and their impact on eliminating the practice has so far not been extensively studied (12).

According to the WHO and other leading health organizations, there are no known health benefits to FGM/C (1). Male circumcision on the other hand, provides some protection from certain infections, such as human immunodeficiency virus (HIV). Evidence from randomized, controlled clinical trials in South Africa, Kenya, and Uganda confirms that male circumcision can be efficacious for men in reducing their risk of HIV acquisition through sex with women (13-15). The implications of African trials on circumcision for HIV prevention programmes in the other parts of the world are less clear, due to the differences surrounding the HIV epidemics in Africa and other regions, such as North America and Europe (16). A 2007 WHO and Joint United Nations Programme on HIV/AIDS technical consultation on male circumcision resulted in a summary document which provides conclusions and recommendations relating to policy and programming on male circumcision and HIV prevention. The report explicitly states that, based on limited available data, promoting circumcision for HIV-positive men is not recommended (17). In sum, one main distinction between male circumcision and FGM/C is the potential medical benefits of male circumcision (18;19). Another important distinction between FGM/C and male circumcision is the degree of harm to the genital organs. Whereas in male circumcision the foreskin is cut off from the tip of the penis without damaging the organ itself, the degree of cutting in FGM/C is anatomically much more extensive (20). Toubia (20) writes that the male equivalent of clitoridectomy (in which all or part of the clitoris is removed) would be the amputation of most of the penis. The male equivalent of infibulation (which involves cutting the labia minora and/or the labia majora and the closing off of the tissue around the vagina) would be the removal of the penis; its root of soft tissue, and part of the scrotal skin.

---

## **CLASSIFICATIONS**

---

The current classification describes four types of FGM/C: Type 1, *clitoridectomy*, involves partial or total removal of the clitoris and/or the prepuce. Type 2, *excision*, involves partial or total removal of the clitoris and the labia minora, with or without excision of the labia majora. Type 3, *infibulation*, involves narrowing of the vaginal orifice with creation of a covering seal by cutting and appositioning the labia minora and/or the labia majora, with or without excision of the clitoris. Infibulation is considered the most invasive type of FGM/C. Defibulation, opening of the covering seal, is often necessary prior to childbirth. Reinfibulation refers to the recreation of an infibulation after defibulation. Type 4, *other*, involves all other harmful procedures to the female genitalia for non-medical purposes, for example: pricking, piercing, incising, scraping and cauterizing (2).

---

## PREVALENCE

---

Recent figures for African countries show a prevalence of FGM/C of more than 70% in Burkina Faso, Djibouti, Egypt, Eritrea, Ethiopia, Guinea, Mali, Mauretania, Northern Sudan, and Somalia (21). However, national rates do not reveal the magnitude of FGM/C among certain ethnic groups; there is great variation in prevalence between and within countries, reflecting ethnicity and tradition. Prevalence figures that are presented by geographical area show differing variation between areas with the highest and lowest prevalence within countries. UNICEF (22) has proposed that countries be categorized in three groups according to prevalence rates, which vary greatly between and within countries. In Table 1, we present prevalence data from countries which will be discussed in this systematic review. Group 1 consists of countries where prevalence rates are high (80% or more). In Group 2 countries, the prevalence rates are at intermediate levels (25-79%) and usually only certain ethnic groups practice FGM/C, at varying levels. Group 3 countries have low prevalence rates (1-24%) and only some ethnic groups practice FGM/C.

**Table 1: Prevalence of FGM/C between and within selected countries**

Country	Total prevalence <sup>1</sup>	2 lowest <sup>2</sup>	2 highest <sup>2</sup>	Group
Burkina Faso	76.6	41.5	86.9	1
Egypt	97.0	-	-	1
Ethiopia	79.9	100	0.8	1
Kenya	32.2	0.7	96.3	2
Mali	91.6	53.1	98.0	1
Nigeria	19.0	0.5	52.9	3
Senegal	28.2	1.6	78.2	2
Somalia <sup>3</sup>	88.0 <sup>3</sup>	-	-	1

Legend: 1= data from UNICEF (22). 2= "2 lowest" refers to the two ethnic groups in the country with the lowest FGM/C prevalence; "2 highest" refers to the two ethnic groups in the country with the highest FGM/C prevalence. 3= data from Yoder & Kahn (21).

---

## CONSEQUENCES

---

FGM/C is associated with numerous health risks and consequences, as well as psychological, social, and sexual consequences (1).

### Physical consequences

Girls exposed to FGM/C are at risk of immediate physical consequences such as severe pain, bleeding, and shock, difficulty in passing urine and faeces, and infections. Long term consequences can include chronic pain and infections (1). In general, the consequences are similar for FGM/C Type I, II, and III, but they tend to be more severe and more prevalent the more extensive the procedure (1).

A systematic review of the health complications of FGM/C (23) identified a range of obstetrical problems, the most common being prolonged labour and/or obstruction, episiotomies and perineal tears, post partum haemorrhage, and maternal and foetal

death. A recent study investigating 28,393 women attending 28 obstetric centres in several African countries (24) concluded that women with FGM/C are significantly more likely than those without to have adverse obstetric outcomes such as a caesarean, postpartum blood loss  $\geq 500$  mL, extended maternal hospital stay, birth weight  $< 2500$  g, infant resuscitation, and inpatient perinatal death. The authors also concluded that the risks seemed to be greater with more extensive FGM/C.

Research has found that medicalization of FGM/C has increased dramatically in recent years in some countries, such as Mali (22). The medical profession, led by the WHO and the World Medical Association, has condemned the medicalization of FGM/C (22). Although FGM/C that is performed by medical personnel in health clinics may reduce some short-term complications regularly seen when it is performed by traditional practitioners, medicalized FGM/C is not necessarily less severe or conditions sanitary, and there is no evidence that medicalization reduces obstetric or other long-term complications associated with FGM/C (1).

### **Psychological consequences**

For many girls and women, undergoing FGM/C is a traumatic experience that leaves a lasting psychological mark and may adversely affect their mental health. In fact, several psychological and psychosomatic disorders such as disordered eating and sleeping habits have been attributed to FGM/C. Disordered eating habits include loss of appetite, weight loss or excessive weight gain, and disordered sleeping habits include sleeplessness and recurring nightmares (4). There are also reports of post-traumatic stress disorder, anxiety, depression, and memory loss associated with FGM/C (1).

### **Social consequences**

FGM/C is a deeply entrenched social convention among some ethnic groups and as such carries consequences both when it is and when it is not practised. When girls and families conform to the practice they acquire social status and respect. For girls, undergoing FGM/C promotes honour and her full acceptance in the community, as well as imparts a sense of pride and of coming of age (22). In some societies, the link between FGM/C and value is explicit: girls who undergo FGM/C often receive rewards in the form of celebrations and gifts and the bride price for a girl who has been cut is much higher than that for one who has not (25). For families, fulfilling the cultural expectation that girls should be cut assigns status and community membership. Conversely, failure to conform leads to difficulty in finding a husband for the girl, shame, stigmatization, as well as loss of social status, honour and protection, resulting in the family's social exclusion in the community (22).

### **Sexual consequences**

Sexual consequences of FGM/C were recently summarized in a non-systematic literature review (26), which concluded that the available evidence does not support the notion that FGM/C automatically precludes sexual activity or the enjoyment of



sexual relations. However, adverse sexual consequences of FGM/C, such as loss of libido and dyspareunia are documented (27).

A systematic review of the psychosocial (psychological, social and sexual) consequences of FGM/C is underway at the NOKC.

---

## **INTERVENTIONS TO REDUCE THE PREVALENCE OF FGM/C**

---

Efforts to abandon the practice of FGM/C in Africa have used several different approaches which, in turn, have had implication for interventions. These approaches include those based on human rights frameworks, legal mechanisms, a health risk approach, training health workers as change agents, training and converting circumcisers, an alternative rites approach, the positive deviance approach, and the use of comprehensive social development approaches. Interventions based on these approaches have targeted stakeholders at individual, interpersonal, community and national levels (28).

Recently, the Population Reference Bureau (PRB) carried out an extensive survey of current intervention projects taking place in African countries (29). By applying criteria of 'best practice' defined by the United Nations, the authors arrived at a small number of projects (n=3) that 1) were evaluated by scientific methods, 2) had a demonstrable and tangible impact on improving people's quality of life, 3) were the result of effective partnerships between the public, private, and civic sectors of society, and 4) were socially, culturally, economically, and environmentally sustainable. The projects had in common a comprehensive community approach, building on the involvement of human resources in the community and the communication of messages relating to FGM/C through multiple channels. In total, the PRB identified 92 projects, 27 of which were evaluated, mostly by observational designs. Only four of the 27 evaluated projects used a controlled before-and-after design, and about a dozen of the evaluations used cross-sectional or pre-post intervention questionnaires or interviews without a control group. Results of such before-and-after studies (without a control group) were generally positive. For example, an assessment by Chege, Askew, and Liku (30) of the alternative rites (AR) approach for encouraging abandonment of FGM/C in Kenya suggested there were positive differences from the pretest to the posttest among community members who participated in the programme. At endline, more girls knew about reproductive health issues and expressed gender egalitarian attitudes; more AR families stated there were no benefits to FGM/C and had knowledge about health and social/psychological problems associated with FGM/C; and fewer girls and boys in AR households intended to circumcise their daughters. Similarly, a 2008 impact evaluation of a health education intervention in the Shao community in Nigeria found that at endline, there was an increase in the proportion of intervention participants who wanted the practice to be stopped and the proportion who intended to cut their daughters in the future decreased significantly among both Christians and Muslims (31).

Although such studies indicate the effectiveness of some anti-FGM/C interventions in achieving desired outcomes such as changes in knowledge, beliefs, attitudes, behaviours and practices related to FGM/C (28;29), systematic appraisal of the evidence is lacking. Further, much research has used observational designs that make it difficult to draw causal inferences, thus hampering valid conclusions about the effects of these interventions (32).

---

# Method

We conducted a systematic review of the effectiveness of anti-FGM/C interventions in accordance with the NOKC handbook for summarizing evidence (33) and most of the guidelines in the Cochrane Handbook for Systematic Reviews of Interventions (34).

---

## LITERATURE SEARCH

---

The database search strategy was designed and executed February 4-9 2009, by research librarian Sari Ormstad at the NOKC. The search in Anthropology Plus was executed February 19 2009, by Hege Oswald at NKVTS. We searched systematically for relevant literature in the following 13 international databases:

- African Index Medicus
- Anthropology Plus
- British Nursing Index and Archive
- The Cochrane Library (CENTRAL, Cochrane Database of Systematic Reviews, Database of Abstracts of Reviews of Effects)
- EMBASE
- EPOC
- MEDLINE
- PILOTS
- POPLINE
- PsycINFO
- Social Services Abstracts
- Sociological Abstracts
- WHOLIS

The search strategy is detailed in Appendix 1. We supplemented the database search with searches in databases of six international organizations that are engaged in projects regarding FGM/C (see Appendix 1), as well as searching literature lists of relevant reviews and included studies. Unpublished reports, abstracts, brief and preliminary reports were considered for inclusion on the same basis as published reports.

---

## INCLUSION CRITERIA

---

We accepted several study designs:

1. systematic reviews,
2. randomized controlled trials,
3. controlled before-and-after studies.

**Population:** Girls/young women at risk of FGM/C, other members of communities practicing FGM/C, communities practicing FGM/C.

**Interventions:** Any intervention or programme designed to reduce the prevalence of FGM/C, including but not limited to legislation against FGM/C, education about health risks associated with FGM/C, training health workers as change agents, training and converting circumcisers, alternative rites, positive deviance, and comprehensive social development.

**Outcomes:** Rates of FGM/C, public declarations to abandon FGM/C, proportion of sample in favour of abandoning FGM/C, behaviours related to FGM/C, awareness of rights, knowledge of harmful consequences of FGM/C, and beliefs and attitudes related to FGM/C.

**Languages:** We included all languages. When considered likely to meet the inclusion criteria, studies were translated to English.

---

## **EXCLUSION CRITERIA**

---

We excluded all studies not meeting our pre-specified inclusion criteria. Specifically, we excluded non-systematic reviews, empirical evaluation studies without a comparison group, empirical evaluation studies without both pre- and postmeasures, as well as cross-sectional studies.

We excluded studies where the participants were not part of a community/ethnic group in which FGM/C is practiced. We also excluded programmes that were not designed to change cognitive or behavioural factors related to FGM/C and studies that did not assess cognitions, behaviours or prevalence of FGM/C.

---

## **SELECTION OF STUDIES**

---

Two authors (Denison and Berg) independently read all titles/and or abstracts resulting from the search process and eliminated any obviously irrelevant studies. We obtained full copies of the remaining potentially relevant studies (one study could not be obtained in full text and one study is forthcoming). The same pair of authors, acting independently, classified these as clearly relevant, that is, met all inclusion criteria and therefore to be included, or clearly irrelevant and therefore to be excluded. Pre-designed inclusion/exclusion forms were used for each screening level. All titles and abstracts were also read by researchers at the NKVTS who have knowledge in the subject area. The results of the NKVTS screening were used as validation of relevance of the studies selected by the NOKC researchers.

It was not necessary to contact the authors of any studies to aid the decision process. Decisions were made on inclusion criteria outlined, i.e. types of studies, types of

participants, intervention and outcome measures used. Differences in opinion in the screening process were few and were resolved through consensus. Studies formally considered but excluded are listed in Appendix 2 and reasons for exclusion are provided.

---

## **DATA EXTRACTION AND ANALYSIS**

---

Two authors independently extracted data from the published sources using a pre-designed data recording form. Where differences in data extracted occurred, this was resolved through discussion.

With respect to quality of included studies, we used the McMaster University, Effective Public Health Practice Project, Quality Assessment Tool for Quantitative Studies (35) to assess the methodological quality. The tool includes the following sections: A) selection bias, B) study design, C) confounders, D) blinding, E) data collection methods, F) withdrawals and drop-outs, G) intervention integrity, and H) analyses. Sections A – F are each given a rating of strong, moderate or weak according to pre-specified criteria. Finally, a global rating of strong, moderate or weak is given, according to the following criteria: strong (four strong ratings with no weak ratings); moderate (less than four strong ratings and one weak rating); weak (two or more weak ratings). A final decision of strong, moderate or weak methodological quality was agreed upon by Denison and Berg after discussing whether there was a discrepancy between the two reviewers with respect to the component (A – F) ratings.

To assess the quality of the evidence, we used the Cochrane Collaboration's tool for assessing risk of bias, as described in chapter 8 of the Cochrane Handbook for Systematic Reviews of Interventions, version 5.0.1 (34). Denison and Berg independently assessed the following five specific domains at study level: similarity of prognostic factors at baseline, blinding of assessor, incomplete outcome data, selective reporting, and other potential threats to validity, such as study design. We judged assessment at study level rather than outcome level as appropriate because data were collected in the same manner, by interview/questionnaire in all studies, and all outcomes can be considered 'cognitions'. Also prevalence data regarding young girls were self-reported by mothers and not based on physical examination.

For non-randomized study designs, the degree of equivalency between comparison groups is uncertain and must be assessed. We chose education, ethnicity, prevalence of FGM/C, and religion as prognostic factors that should be similar in the intervention and comparison groups, based on suggestions by several agencies (1;10;22). For example, based on multivariate analyses of demographic survey data, UNICEF (22) suggests that educational attainment, a woman's own cutting status, and ethnicity have the greatest influence in determining support or opposition to the practice. Because cross-sectional and independent samples appear to have been used in four of the included studies (36-39), similarity of prognostic factors needed to be assessed at both the baseline and the follow-up assessments in these studies.

We discussed and agreed about the adequacy of each risk of bias study domain by assigning a judgement of 'Yes' indicating low risk of bias, 'No' indicating high risk of bias, and 'Unclear' indicating unclear or unknown risk of bias. Criteria indicated by the Cochrane handbook and adapted to the health promotion field were used to make these judgements.

Further, we planned to apply the instrument Grading of Recommendations Assessment, Development and Evaluation (GRADE) (34) to assess the extent to which we could be confident that estimates of effect were correct.

With respect to analyses, we present dichotomous data for the outcomes listed in the inclusion criteria in the results tables when pre- and post scores for both intervention and comparison groups are reported by study authors, allowing comparison. We estimated effects of interventions in two ways. One, we estimated effect by the adjusted absolute risk difference (ARD) in which the pre-post change score (in percentage points) in the comparison group was subtracted from the pre-post change score (in percentage points) in the intervention group. Whether ARD was deemed to be large was a judgement whereby we also took baseline difference into account. Two, we estimated effect by the relative risk (RR) and 95% confidence interval (95%CI) based on post-intervention data. We present continuous data with mean difference and 95%CI.

We also decided, *a priori*, to perform meta-analyses to estimate effect. We decided to use Mantel-Haenszel random effects meta-analyses because it was assumed that the studies would estimate different, but related, intervention effects. Further, we used RevMan 5, the latest version of the Cochrane Collaboration's meta-analysis software (34).

---

# Results

---

## DESCRIPTION OF INCLUDED LITERATURE

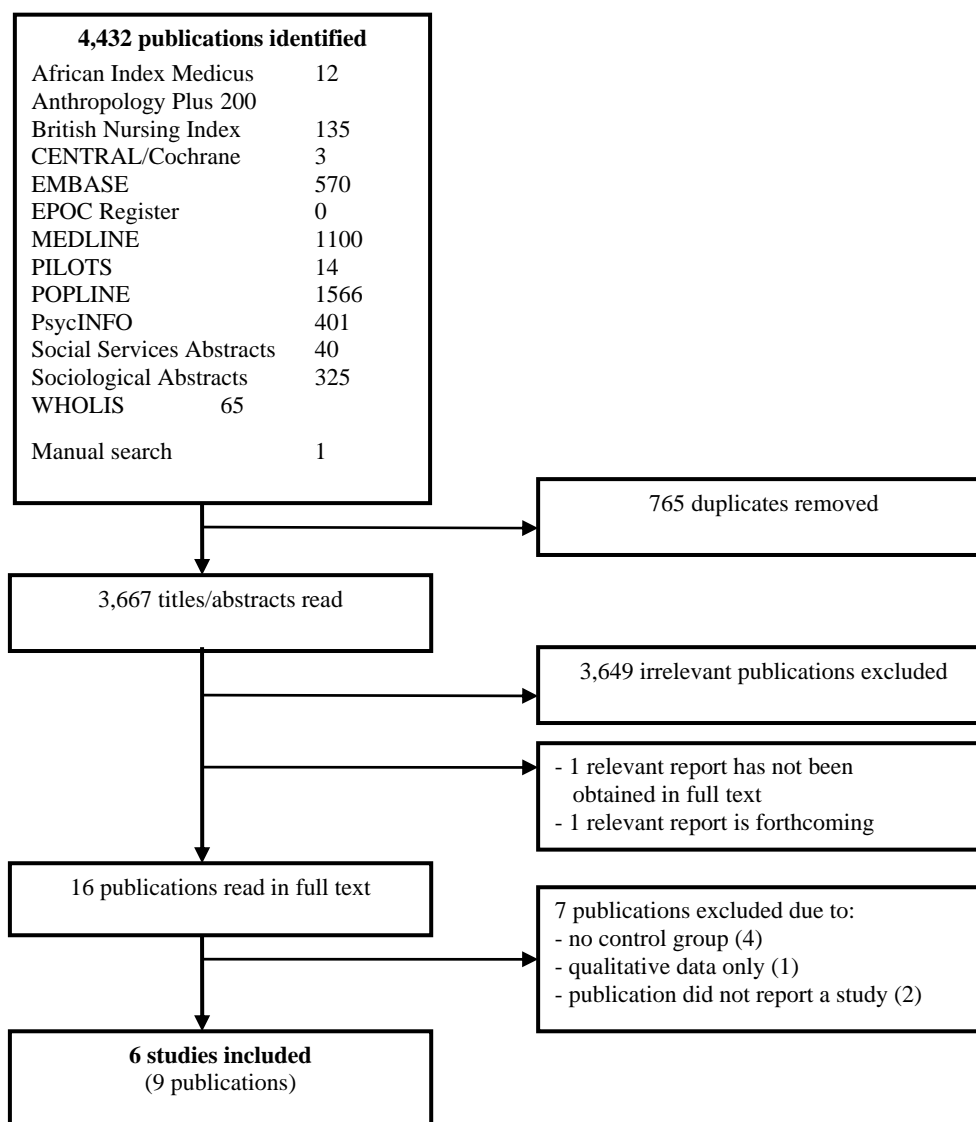
---

### Results of the search

The electronic search resulted in 3,667 individual publications and the manual search in one relevant publication (Figure 1). After removal of duplicates, Denison and Berg screened the publications by reviewing titles and abstracts. We eliminated obviously irrelevant publications based on titles and where available, abstracts.

We excluded 3,649 publications, leaving 18 potentially relevant publications, two of which could not be obtained in full text: One (40) could not be obtained despite extensive library retrieval efforts, and one (41) is forthcoming. We read the full text for 16 publications. We excluded ten publications (characteristics of excluded studies are presented in Appendix 2) and included six studies presented in nine publications.

**Figure 1: Flowchart of the reviewing process**



### **Included studies**

Six primary studies were included in this review:

- Diop (1998). Study of the effectiveness of training Malian social and health agents in female genital cutting issues and in educating their clients. (42;43)
- Mounir (2003). Impact of health education about reproductive health on knowledge and attitude of female Alexandria university students. (44)
- Chege (2004). Testing the effectiveness of integrating community-based approaches for encouraging abandonment of female genital cutting into CARE's reproductive health programmes in Ethiopia and Kenya. (36)
- Diop (2004). The TOSTAN programme evaluation of a community-based education programme in Senegal. (37;45)
- Ouoba (2004). Experience from a community-based education programme in Burkina Faso. (38;46)



- Babalola (2006). Impact of a communication programme on female genital cutting in eastern Nigeria. (39)

Two of the studies were published in peer-reviewed journals, *Tropical Medicine and International Health* (39) and *The Journal of the Egyptian Public Health Association* (44). The other four studies were published as reports to their funding agencies (36-38;42). These four studies were all funded by the U. S. Agency for International Development (USAID).

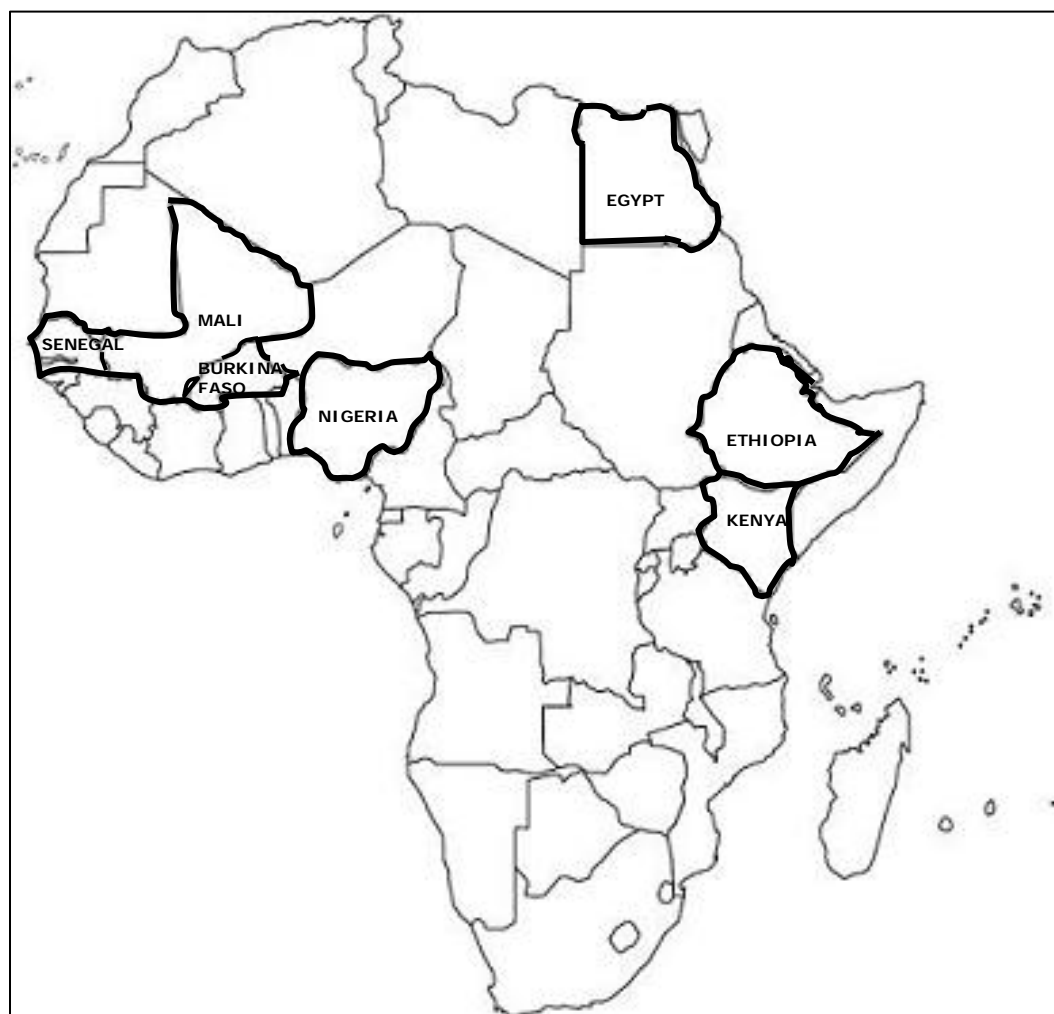
All the included studies employed a controlled before-and-after study design, involving a total of 6,803 participants at entry from seven different African countries (Table 2).

**Table 2: Included studies (N=6)**

Author, year	Population	Intervention	Comparison	Outcomes
Diop, 1998 (42)	N=108 male and female health personnel, Mali	Training clinic staff about FGM/C, supervising trained clinic staff (8 sites)	No intervention (6 sites)	Knowledge; Beliefs/Attitudes; Experiences
Mounir, 2003 (44)	N=682 female university students, Egypt	Two educational sessions of 60 minutes about reproductive health, including FGM/C (Ezbet Saad hostel)	No intervention (El-Shatby hostel)	Knowledge; Beliefs/Attitudes
Chege, 2004 (36)	N=2,259 male and female community members, Ethiopia and Kenya	Education through behaviour change communication activities, and advocacy (Kenya 1 refugee camp; Ethiopia 6 villages)	Kenya: education (1 refugee camp) Ethiopia: no intervention (6 villages)	Knowledge/Awareness; Beliefs/Attitudes; Intention
Diop, 2004 (37)	N=1,332 male and female community members, Senegal	Education in hygiene, problem solving, women's health, human rights (20 villages)	No intervention (20 villages)	Prevalence; Knowledge/Awareness; Beliefs/Attitudes; Intention
Ouoba, 2004 (38)	N=1,465 male and female community members, Burkina Faso	Education in hygiene, problem solving, women's health, human rights (23 villages)	No intervention (23 villages)	Prevalence; Behaviours; Knowledge/Awareness; Beliefs/Attitudes; Intention
Babalola, 2006 (39)	N=957 male and female community members, Nigeria	Community mobilization; advocacy; mass media activities (Enugu State)	No intervention (Ebonyi State)	Behaviours; Beliefs/Attitudes; Intentions

All of the studies were based in Africa, specifically in the band of countries stretching from Senegal in West Africa to Ethiopia on the East Coast, where prevalence of FGM/C is estimated to be highest. Each study was set in a different country: Burkina Faso, Egypt, Ethiopia / Kenya, Mali, Nigeria, and Senegal (Figure 2).

Figure 2: Map of Africa showing countries where studies took place



### ***Population***

All study participants lived in communities in Africa where the documented prevalence of FGM/C is high and a large proportion of women risk FGM/C (Table 3). The study participants were spread across seven different African countries: Burkina Faso, Egypt, Ethiopia, Kenya, Mali, Nigeria, and Senegal.

The sample sizes ranged from 108 to 2,259 participants. The four community-based studies (36-39) had the highest number of participants and included both males and females. In Kenya, Somali refugees received the intervention. The refugee camp, Ifo, was located in Dadaab in the north-eastern province, close to the Somali border. At the time of the intervention, Ifo was inhabited by approximately 44,700 Somali refugees. Six village communities in Awash, Ethiopia, consisting of approximately 18,000 people, received a nearly identical intervention. The empowerment intervention in Senegal (37) was delivered in 20 villages in the Region of Kolda in 2001, and replicated in 23 villages in the Bazega/Zoundweogo province in Burkina Faso (38). One study (44) targeted only female students, and one study (42) did not state how many of the health providers who participated in the study were males and how many were females. The mean age of the study participants across all

studies was about 32. Most of the participants held a low educational level and illiteracy was common.

The religious background of the participants varied. In the Senegal study (37) as well as the study set in Ethiopia and Kenya (36) almost all of the participants were Muslim, about half of the Burkina Faso study participants were Muslim (38), while the majority of the participants from Nigeria considered themselves Protestant (39). Also the ethnic backgrounds of the participants varied, and included groups such as the Mossi in Burkina Faso (38), who hold collectivism in high regard and are hierarchically and patrilineally organized, with the family and land as central cultural elements; Sunna Muslim Somalis in Kenyan refugee camps (36), who feel great loyalty to their clan; and the Ethiopian Afar (36) who are pastoral people.

In Burkina Faso, FGM/C is practiced by most ethnic groups, but it is most prevalent in the central Mossi plateau (over 80% prevalence rate) where the study took place. Type II is the most common type, followed by type I. Infibulation is not practiced (47). In Egypt, prevalence rates are consistently high across the country, at about 97% (22). The prevalence of FGM/C among the Afar in Ethiopia is 91% among women over age 16 and among the Somali in Kenya all women of reproductive age have undergone various types of FGM/C (36). The study in Mali was conducted in areas and among ethnic groups with high FGM/C prevalence rates: 92% of the health centre clients had been cut. Among these, FGM/C type II was the most frequent (73%), followed by type I (21%), and type III (6%) (42). In Nigeria, virtually 100% of women in the two study sites had experienced FGM/C, but according to the study authors there was considerable variation in FGM/C prevalence by local government area, especially in Enugu (39). Lastly, FGM/C is estimated as approximately 88% among women in the Kolda region in Senegal (37).

**Table 3: Description of the population in included studies**

Author, year	Population
Diop, 1998	Obstetricians, gynaecologists and family planning providers (N=108, doctors, certified nurses, nurse aides, mid-wives, traditional birth attendants, health technicians), median age 38, 96% Muslim, 33% polygamous households, majority ethnic groups was Bambara (34%), from the districts of Bamako and Bla in Mali. 92% prevalence of FGM/C.
Mounir, 2003	Female (N=682) Alexandria University (Alexandria, Egypt) students, living in the university hostels, mean age 19, 47% from low social class families, 32% had mothers who were illiterate or who had only primary education. 87% prevalence of FGM/C.
Chege, 2004	Male (n=1,113) and female (n=1126) participants. Ethiopia: Afar people, 82% below primary level of education, mean age 26, primarily Muslim. 91% prevalence of FGM/C. Kenya: Somali refugees, 61% below primary level of education, mean age 31, primarily Muslim, 74% unemployed. 100% prevalence of FGM/C.
Diop, 2004	Male (n=557) and female (n=775) community members, mean age 35, 78% no education, 60% illiterate, 99% Muslim, 46% polygamous household, mainly Pulaar and Mandingo ethnic groups, from Kolda region in Senegal. ~88% prevalence of FGM/C.
Ouoba, 2004	Male (n=1,047) and female (n=718) community members, mean age 36, 90% no education, 73% illiterate, 45% Muslim, 50% polygamous household, Mossi ethnic group, from province of Zoundwégo and Bazèga in Burkina Faso. >80% prevalence of FGM/C.
Babalola, 2006	Male (n=426) and female (n=531) community members, mean age 34, 66% less than secondary education, 58% Protestant, 55% very religious, from Enugu State and Ebonyi State in eastern Nigeria. ~100% prevalence of FGM/C.

## ***Intervention***

The interventions consisted of a variety of activities, including trainings, educational sessions, advocacy, empowerment, and mass media (Table 4).

Two interventions (42;44) consisted of educational activities delivered at the individual level, to health personnel and students, respectively. The interventional education content to health personnel was provided in three group sessions, and consisted of "recall of female anatomy and FGC, its context and local rationale, its prevalence in Mali and elsewhere, and the different types of cutting. The health complications and their treatment was [sic] emphasized. An entire day was devoted to the use of visual aids. Role playing was used to stimulate counselling sessions." (42). The study authors do not state the exact duration of the training sessions. The students received information about reproductive health aspects through two sessions of health talks, group discussion, role play, and use of educational aids (44).

Four interventions were delivered at the community level (36-39). Chege and colleagues' study (36) consisted of a community education and advocacy intervention, including activities such as community meetings, theatre performances, video sessions, and mass media activities. The multifaceted intervention began with the introduction of expanded (in Kenya) and new (in Ethiopia) FGM/C abandonment activities in 2001 and 2002. The two communities received a nearly identical intervention. The multifaceted programme in Enugu State in Nigeria (39) was delivered at three community levels: hamlet ('village') level, local government area level – which targeted influential decision makers – and Enugu state level. At state level, the multimedia programme 'Ndukaku', which is the Igbo word for "health is better than wealth", dominated, but other activities, such as development of action plans to improve women's situation, also took place.

The empowerment intervention in Senegal (37) took place in 2001 and 2002 and consisted of four educational modules covering hygiene, problem solving, women's health, and human rights. The focus was on enabling the participants to analyze their own situation and find the best solution for themselves. The intervention was replicated in Burkina Faso (38).

The intervention duration, i.e. time period during which the intervention groups and the comparison groups received different treatments, varied from about two weeks at the individual level (44) to an average of about 18 months at the community level (36-39).

Given the extensiveness of the community interventions, several hundred individuals with varying backgrounds – such as educators, communication experts, youth leaders, and journalists – delivered the intervention activities. The individual based interventions were generally provided by educators directly involved in the research project.

**Table 4: Description of the interventions in included studies**

Author, year	Base	Content	Duration & delivery
Diop, 1998	Training and supervision of health care workers	3 training sessions (presentation, visual aids, role playing) consisting of recall of female anatomy and FGM/C, its context and local rationale, its prevalence, its health complications and treatment, different types of cutting; supervision of incorporation of FGM/C conversations	2 mo duration, at 8 health care sites, delivered by trainers and clinical personnel from organisations directing the research
Mounir, 2003	Health education programme for students	2 educational sessions (health talk, group discussion, role play, use of educational aids, handouts) about reproductive health: importance of premarital counselling, dangers of FGM/C, antenatal care, family planning, STIs, breast feeding	Two sessions of 60 min duration, at university, delivered by one of the researchers
Chege, 2004	Community education and advocacy	Community-level educational outreach activities using Behaviour Communication Change approaches and community-level advocacy (educational events, community meetings, theatre groups' performances, evening video sessions, mass media activities, support of advocacy activities)	Kenya: 21 mo duration, in refugee camp. Delivered by project staff, Ministry of Health officials, local community and youth leaders. Ethiopia: 17 mo duration. Delivered by project staff and volunteers, members of camp committees, local community and youth leaders
Diop, 2004	Village empowerment through educational programme	Educational sessions in human rights, problem solving, environmental hygiene, women's health	~12 mo duration? 3 classes per week of 120 min. Sessions delivered by facilitators from an NGO
Ouoba, 2004	Village empowerment through educational programme	Educational sessions in human rights, problem solving, environmental hygiene, women's health	~24 mo duration? Sessions delivered by facilitators from an NGO
Babalola, 2006	Community mobilization, advocacy, mass media	Hamlet: community meetings, organized community groups which designed action plans. LGA: visited with traditional leaders, religious leaders, local government officials, school authorities, women's groups, and discussed FGM/C at tribal meetings and town forums. State: newspaper columns, radio call-in shows, public forums	~12 mo duration? Activities delivered by Women Action Research Organization, National Association of Women Journalists

Legend: Hamlet= 'village'; LGA= Local government area; min= minutes; mo= months; NGO= Non-governmental organization; STIs= Sexually Transmitted Infections; ?= duration of intervention cannot be precisely determined from the publication.

### *Intervention fidelity and reach*

Neither Diop and colleagues (42) nor Mounir and colleagues (44) provided programme fidelity details. Neither of the two studies reported any difficulties with respect to programme delivery. Loss to follow-up was 4% (42) and after the baseline assessment 8.5% of the students declined further participation (44).

In the study taking place in Kenya (36), the intervention did not include extensive collaborations with religious leaders, as planned. The authors do not explain why this occurred. They also state that they failed to effectively implement the advocacy strategy. Further, the approaches to address human rights and gender differences differed between the Kenyan and Ethiopian sites because of differences in cultural contexts. During the intervention period, staff experienced hostility from some community members, especially in the Kenyan site. To assess exposure to FGM/C abandonment messages, study participants were asked whether and which messages they could recall. Seventy one percent of Ethiopian study participants and 59% of Kenyan participants (59% of experimental respondents and 47% of comparison

respondents) said that they had been exposed to anti-FGM/C messages. The most commonly remembered message among participants in Kenya was that infibulation was harmful to health. Data about types of messages heard by Ethiopian participants were collected, but the authors write that "data were not available in usable format" (36).

In the Senegal empowerment programme (37), only about half of those who had expressed interest in the programme enrolled. Reasons for failing to participate were varied and included lack of financial compensation, pregnancy, and lack of permission from husband. The programme was originally developed to empower women, but the organizers decided to include men as well because male community members expressed discontent with not being included. Community members expressed some hostility against staff, which included an attack on a supervisor. With respect to programme participation, 69% of participating women and 57% of men attended all four educational modules, with the remainder completing part of the programme. Among those who attended only part of the programme, human rights and hygiene were the most popular modules.

Similarly, in the replication study in Burkina Faso (38), not all of those who had expressed interest in the programme enrolled, but others came to. Overall, 63% of participating women and 60% of men attended all four educational modules, with the remainder completing part of the programme. Reasons for failing to participate were varied and included lack of time, illness, and pregnancy. Attendance varied from over 70% attendance in the women's health and hygiene modules, 25% in the human rights module and 18% in the problem-solving module.

No implementation information was available for the Nigerian study (39). Programme exposure was measured through recall of messages. More than one third (36%) of participants were not exposed to any programme components. Among those who recalled at least one programme component, the majority had been exposed through the radio and about one third had participated in a community event.

**Comparison**

With the exception of one study, only one category of comparison was used in the six included controlled before-and-after studies: No intervention (Table 5).

All studies included a comparison group which was similar to the intervention group, but that received no intervention activities. However, in the Kenya study (36), the comparison group, Hagadera refugee camp, did receive educational activities. The authors do not provide an explanation for this decision, but make it clear that intervention contamination occurred because refugees can move freely into and out of the camps, although not all people moved between camps.

**Table 5: Description of the comparisons in included studies**

Author, year	Comparison
Diop,1998	Health care personnel at 6 sites, who received no intervention

Mounir, 2003	Female university students at the El-Shatby hostel, who received no intervention
Chege, 2004	Ethiopia: Community members in 6 villages in Amibara (pop. 38,000), who received no intervention Kenya: Hagadera refugee camp in Dadaab (pop. 44,200), who received education (but not advocacy activities)
Diop, 2004	Community members in 20 villages (similar to the intervention villages), who received no intervention
Ouoba, 2004	Community members in 23 villages, who received no intervention
Babalola, 2006	Community members in Ebonyi State (similar to the intervention state), who received no intervention

## Outcomes

Two studies assessed prevalence of FGM/C (37;38) by asking the female respondents whether their daughters under 10 years of age had been subjected to FGM/C. The same two studies included a public declaration to abandon FGM/C as an outcome (37;38). Two studies measured behaviours (38;39); whether the community members discussed FGM/C with others, and whether the respondents discouraged others from performing FGM/C. Five of the studies (36-38;42;44) measured knowledge about the practice. All of the studies measured various beliefs and attitudes related to FGM/C, such as the belief that it is necessary to practise FGM/C (Table 6), and four studies (36-39) measured intentions to have daughter cut.

None of the studies collected biological data. All information was self reported regarding knowledge/awareness, beliefs/attitudes, intentions, behaviours and prevalence and collected from the participants through face-to-face structured interviews or paper-and-pencil questionnaires. In two studies (37;38) circumcision status of girls under the age of 10 was ascertained from statements of mothers, and no physical examinations were conducted to verify the statements.

**Table 6: Description of the outcomes in included studies**

Author, year	Outcomes
Diop,1998	<p><b>Behaviours:</b> practice of FGM/C</p> <p><b>Knowledge:</b> types of complications, immediate and late complications</p> <p><b>Beliefs/Attitudes:</b> belief that FGM/C practised in a hygienic environment is safe for health; wished to play a role in educating the population who visited their health facilities about FGM/C; belief of impact on health of mother and child; belief that traditions can change; attitude towards use of term FGM/C; belief about uncut girls; belief that men prefer to marry cut women; belief that excision guarantees virginity; belief that FGM/C can cause infertility; belief that removal of clitoral hood represents no health risk; belief that FGM/C in medical environment must be prohibited</p> <p><b>Other outcomes:</b> personal experience of FGM/C in practice; skill caring for FGM/C</p> <p>The time interval between end of intervention and post-intervention data collection is not reported, but the final data collection is said to have been delayed.</p>
Mounir, 2003	<p><b>Knowledge:</b> dangers of FGM/C</p> <p><b>Beliefs/Attitudes:</b> belief that traditions are the main causes for FGM/C; belief that FGM/C protects the girls from deviations; belief that side effects of FGM/C are serious</p> <p>Post-intervention data collection was done after one month in both groups.</p>
Chege, 2004	<p><b>Knowledge/Awareness:</b> of harmful social, psychosexual, and health effects of FGM/C; awareness of human rights</p> <p><b>Beliefs/Attitudes:</b> support for abandonment of FGM/C; perceived value of continuing FGM/C; perceived benefits of FGM/C; opinion of gender equality, women's role in community</p> <p><b>Intentions:</b> intention not to cut</p> <p>The time interval between end of intervention and post-intervention data collection is not reported.</p>
Diop, 2004	<p><b>Prevalence:</b> self-reported prevalence of FGM/C</p> <p><b>Public declaration to abandon FGM/C</b></p> <p><b>Knowledge/Awareness:</b> awareness of harmful consequences of FGM/C</p> <p><b>Beliefs/Attitudes:</b> belief it is necessary to practise FGM/C; belief FGM/C is supported by religion; approval of</p>



---

	<p>FGM/C; perceived partner approval of FGM/C; belief FGM/C is against women's rights; regrets having had daughter cut; preference of cut woman; perceived benefits from cutting</p> <p><b>Intentions:</b> intention to cut daughter; intend to encourage someone not to perform FGM/C; intention to support women who wish discontinuation of FGM/C</p> <p>The time interval between end of intervention and post-intervention data collection is not reported</p>
Ouoba, 2004	<p><b>Prevalence:</b> self-reported prevalence of FGM/C</p> <p><b>Public declaration to abandon FGM/C</b></p> <p><b>Behaviours:</b> discusses FGM/C with others</p> <p><b>Knowledge/Awareness:</b> awareness of harmful consequences of FGM/C; knowledge of law against FGM/C</p> <p><b>Beliefs/Attitudes:</b> belief it is necessary to practise FGM/C; approval of FGM/C; perceived partner approval of FGM/C; belief FGM/C is against women's rights; regrets having had daughter cut</p> <p><b>Intentions:</b> intention to cut daughter</p> <p>Post-intervention data collection was done at the end of the programme.</p>
Babalola, 2006	<p><b>Behaviours:</b> encouragement of others not to perform FGM/C</p> <p><b>Beliefs/Attitudes:</b> belief there are benefits to FGM/C; personal approval of FGM/C; perceived self-efficacy to resist pressure from spouse to perform FGM/C on daughters; belief that most men and women in the community favour discontinuation of FGM/C</p> <p><b>Intentions:</b> intention not to perform FGM/C on daughters</p> <p>The time interval between end of intervention and post-intervention data collection is not reported.</p>

---

## QUALITY ASSESSMENT

---

### Study quality

We arrived upon a final decision of 'weak' study quality for all six included studies, based on the A – F component ratings of the McMaster University Quality Assessment Tool for Quantitative Studies. Detailed results of the quality assessment are presented in Appendix 3: Quality assessment, Table A2.

### Quality of the evidence

The risk of bias assessment comprised five domains: similarity of prognostic factors at baseline, blinding of outcome assessor, incomplete outcome data, selective reporting, and other potential threats to validity. The results showed that there was 'high' or 'unclear' risk of bias in one or more of the assessed domains in all studies (see Appendix 3 Table A3).

There were potentially important differences between the intervention and comparison groups in three studies regarding similarity of prognostic factors at baseline (36;38;39). The level of education significantly different in two studies (36;39), and in both studies participants in the intervention groups had a higher level of education. We were not able to identify differences in ethnicity in any of the studies, mainly due to insufficient information. The prevalence of FGM/C differed significantly in one study (39), with higher prevalence in the comparison group than the intervention group. Religious affiliation differed significantly in two studies (38;39). In the study by Ouoba and colleagues (38), a majority of participants in the intervention group was Muslim while the majority in the comparison group was Catholic.



With respect to blinding of outcome assessor, there was insufficient information in all studies to judge whether outcome assessors were blinded to the participants' group affiliation.

There may be a risk of bias regarding incomplete outcome data. The four studies that evaluated community-based interventions apparently used cross-sectional and independent samples at baseline and follow-up. Exposure to the intervention was measured in all of the four community-based studies (36-39) and varied between 63% and 100%.

With respect to selective reporting, two studies failed to report comparisons between the intervention and control groups regarding one of their stated objectives (42;44) and were judged as not free of selective reporting. In Diop and colleagues' study (42), results regarding how likely they were to oppose the practice of FGM/C were not reported separately for the intervention and comparison groups. Likewise, Mounir and colleagues (44) did not report between-groups comparisons regarding attitudes to FGM/C.

The last risk of bias domain assessed was other potential threats to validity. Because the studies were not randomized we did not assess risk of bias concerning sequence generation and allocation concealment. These dimensions were recorded as bias related to the specific study design under the heading 'Other potential threats to validity'. Aside from the lack of randomization in all studies, the design was contaminated by population movements into and out of the intervention and comparison areas in one study (36).

We judged that there was 'high' or 'unclear' risk of bias for one or more of the assessed domains in all six included studies (Figure 3). Detailed results of the risk of bias assessment are presented in Appendix 3: Quality assessment, Table A3.

**Figure 3: Results of the risk of bias assessment**

	Incomplete outcome data addressed?	Free of selective reporting?	Free of other bias?	Outcome assessor blinding?	Similarity of prognostic factors?
Babalola 2006	?	+	-	?	-
Chege 2004	?	+	-	?	-
Diop 1998	+	-	-	?	?
Diop 2004	?	+	-	?	+
Mounir 2003	+	-	-	?	?
Ouoba 2004	?	+	-	?	-

Legend: Judgements of risk of bias was as follows: + = 'Yes' low risk of bias , - = 'No' high risk of bias , ? = 'Unclear' unknown risk of bias.

We planned to assess the quality of the evidence through GRADE. However, all the studies were dissimilar, non-randomized studies, thus we could not combine the outcomes, and there were important baseline differences between the groups in all studies. Taken together with the weak methodological quality of all studies and 'high' or 'unclear' risk of bias, the evidence was deemed to be of low quality. Therefore, we considered it not resource wise to conduct a formal GRADE assessment for the outcomes of included studies.

**RESULTS OF TRAINING HEALTH PERSONNEL**

One study with 108 participants, conducted in Mali, evaluated effects of training health personnel (42).

Table 7 shows the results for each outcome for which we could calculate effect estimates. The groups were judged to be different at baseline in three out of four outcomes, and there was inconsistency between adjusted absolute risk difference and relative risk in these outcomes. The 95%CI for each outcome indicated no difference in relative risk. The two groups were reasonably similar at baseline with respect to the outcome variable 'Wished to play a role in educating the population

who visited their health facilities about FGM/C', but the effect estimates show that there was no difference between the groups for this outcome.

**Table 7: Study outcomes and effect estimates, in Diop (1998)**

Outcome	Intervention			Comparison			Adjusted ARD	RR (95%CI)
	Pre	Post	Change	Pre	Post	Change		
<b>Knowledge</b>								
Could name any type of FGM/C	76	95	19	47	81	34	-15	1.12 (0.97, 1.30)
Could name at least three types of long-term FGM/C complications	50	72	22	61	73	12	10	0.99 (0.79, 1.26)
<b>Beliefs/Attitudes</b>								
Believed that FGM/C pose no health risks if done in a hygienic environment	29	44	15	9	29	20	-5	1.54 (0.91, 2.60)
Wished to play a role in educating the population who visited their health facilities about FGM/C	93	91	-2	89	86	-3	-1	1.07 (0.93, 1.23)

Note: Pre-, and post scores are in percent and reproduced from the study publication. We calculated change scores in percentage points, adjusted absolute risk difference (ARD) and relative risk (RR) based on post-intervention data with 95% confidence interval (CI).

Prevalence was not measured in this study. Data regarding behaviours and intentions regarding FGM/C were not presented in such a way that calculation of effect estimates was possible.

The results do not provide convincing evidence that training of health personnel in Mali is likely to have an effect on knowledge or belief/attitudes regarding FGM/C.

## RESULTS OF EDUCATING FEMALE STUDENTS

One study with 684 participants evaluated the effectiveness of health education about reproductive health on knowledge and attitudes of female university students in Alexandria, Egypt (44).

Table 8 shows that the mean knowledge score (maximum mean score = 3 points) increased by 0.47 points in the intervention group and by 0.02 points in the comparison group.

**Table 8: Study outcomes and effect estimates, in Mounir (2003)**

Outcome	Intervention		Comparison		Mean difference	95%CI
	Pre	Post	Pre	Post		
Mean knowledge score	1.00	1.47	0.70	0.72	0.75	0.63, 0.87

Note: Pre-, and post scores are in points and reproduced from the study publication. We calculated mean difference and 95% confidence interval (CI).

Prevalence, behaviours, and intentions regarding FGM/C were not measured in this study. Data regarding beliefs/attitudes were not presented in such a way that calculation of effect estimates was possible.

The results show that two educational sessions about reproductive health may to a small extent increase female university students' knowledge about FGM/C.

## RESULTS OF MULTIFACETED COMMUNITY ACTIVITIES

Two studies with a total of 3,216 participants, carried out in Ethiopia/Kenya (36) and Nigeria (39) evaluated the effectiveness of multifaceted community activities.

Table 9 shows the results for each outcome in the Ethiopia study for which we could calculate effect estimates. The groups were judged to be similar at baseline in two outcomes ('Had knowledge of harmful consequences of FGM/C' and 'Believed that FGM/C compromised the human rights of women'). The effect estimates for these two outcomes indicated the intervention may have had a positive effect in the intervention group.

**Table 9: Study outcomes and effect estimates for Ethiopia, in Chege (2004)**

Outcome	Intervention			Comparison			Adjusted ARD	RR (95%CI)
	Pre	Post	Change	Pre	Post	Change		
<b>Knowledge/Awareness</b>								
Had knowledge of harmful consequences of FGM/C <sup>\$</sup>	33	87	54	36	71	35	19	1.37 (1.26, 1.49)
<b>Beliefs/Attitudes</b>								
Believed that FGM/C compromised the human rights of women <sup>\$</sup>	8	42	34	10	19	9	25	2.21 (1.75, 2.79)
Supported the abandonment of FGM/C in their community <sup>£</sup>	22	54	32	15	25	10	22	2.16 (1.78, 2.62)
<b>Intentions</b>								
Did not intend to continue the practice of FGM/C with their daughter <sup>\$</sup>	8	34	26	14	13	-1	27	2.62 (1.96, 3.49)

Note: Pre-, and post scores are in percent and reproduced from the study publication. We calculated change scores in percentage points, adjusted absolute risk difference (ARD) and relative risk (RR) based on post-intervention data with 95% confidence interval (CI). Legend: Results of significance tests reported in the study publication are indicated \$= significantly greater change in intervention group, £= significant change in both groups.

Table 10 shows the results for each outcome in the Kenya study for which we could calculate effect estimates. The intervention and comparison groups were judged to be different at baseline for three out of four outcomes. There was inconsistency between the effect estimates for these three variables, and the 95% CIs showed the effects failed to reach significance. For one outcome, 'Believed that FGM/C compromised the human rights of women', the baseline difference between the groups was small and the effect estimates were consistent, indicating an effect in favour of the comparison group.

**Table 10: Study outcomes and effect estimates for Kenya, in Chege (2004)**

Outcome	Intervention			Comparison			Adjusted ARD	RR (95%CI)
	Pre	Post	Change	Pre	Post	Change		
<b>Knowledge/Awareness</b>								
Had knowledge of harmful consequences of FGM/C <sup>\$</sup>	57	91	34	71	89	18	16	1.02 (0.99, 1.06)
<b>Beliefs/Attitudes</b>								
Believed that FGM/C compromised the human rights of women <sup>£</sup>	25	31	6	27	40	13	-7	0.77 (0.67, 0.89)

Supported the abandonment of FGM/C in their community #	23	23	0	11	19	9	-9	1.21 (0.99, 1.48)
<b>Intentions</b>								
Did not intend to continue the practice of FGM/C with their daughter #	14	17	3	10	18	8	-5	0.94 (0.75, 1.17)

Note: Pre-, and post scores are in percent and reproduced from the study publication. We calculated change scores in percentage points, adjusted absolute risk difference (ARD) and relative risk (RR) based on post-intervention data with 95% confidence interval (CI). Legend: Results of significance tests reported in the study publication are indicated \$= significantly greater change in intervention group, £= significant change in both groups, #= significantly greater change in comparison group.

Table 11 shows the results for women in Nigeria for each outcome for which we could calculate effect estimates. The intervention and comparison groups were judged to differ at baseline in all outcomes; an exception possibly being 'Did not intend to perform FGM/C on their daughters'. For this outcome, the effect estimates indicated an effect in favour of the intervention group.

**Table 11: Study outcomes and effect estimates for women, in Babalola (2006)**

Outcome	Intervention			Comparison			Adjusted ARD	RR (95%CI)
	Pre	Post	Change	Pre	Post	Change		
<b>Behaviours</b>								
Had encouraged someone not to perform FGM/C on their daughters \$	16	24	8	11	9	-2	10	2.68 (1.76, 4.08)
<b>Beliefs/Attitudes</b>								
Did not believe there were benefits to FGM/C <sup>1</sup> \$	58	75	17	66	72	6	11	1.04 (0.95, 1.15)
Disapproved of FGM/C <sup>1</sup> \$	63	88	15	71	73	2	13	1.21 (1.11, 1.13)
Believed that most men and women in the community favoured discontinuation of FGM/C £	36	49	13	21	14	-7	20	3.50 (2.58, 4.76)
Perceived they had self-efficacy to resist pressure from their spouse to perform FGM/C on their daughters \$	57	72	15	40	42	2	13	1.71 (1.47, 1.99)
<b>Intentions</b>								
Did not intend to perform FGM/C on their daughters \$	59	76	17	64	67	3	14	1.13 (1.02, 1.26)

Note: Pre-, and post scores are in percent and reproduced from the study publication. We calculated change scores in percentage points, adjusted absolute risk difference (ARD) and relative risk (RR) based on post-intervention data with 95% confidence interval (CI). Legend: Results of significance tests reported in the study publication are indicated \$= significantly greater change in intervention group, £= significant change in both groups. 1= Item reversed by us.

Table 12 shows the results for men in Nigeria for each outcome for which we could calculate effect estimates. The groups were judged to be similar at baseline in three out of six outcomes. In two of these ('Did not believe there were benefits to FGM/C' and 'Believed that most men and women in the community favoured discontinuation of FGM/C'), the effect estimates indicated an effect in favour of the intervention group.

**Table 12: Study outcomes and effect estimates for men, in Babalola (2006)**

Outcome	Intervention			Comparison			Adjusted ARD	RR (95%CI)
	Pre	Post	Change	Pre	Post	Change		
<b>Behaviours</b>								
Had encouraged someone not to perform FGM/C on their daughters <sup>x</sup>	12	14	2	10	12	2	0	1.19 (0.71, 2.01)
<b>Beliefs/Attitudes</b>								
Did not believe there were benefits to FGM/C <sup>1</sup> <sup>£</sup>	53	76	23	58	65	7	16	1.17 (1.02, 1.33)
Disapproved of FGM/C <sup>1</sup> <sup>£</sup>	67	77	10	30	30	0	10	2.57 (2.06, 3.20)
Believed that most men and women in the community favoured discontinuation of FGM/C <sup>£</sup>	24	35	11	25	20	-5	16	1.76 (1.25, 2.47)
Perceived they had self-efficacy to resist pressure from their spouse to perform FGM/C on their daughters <sup>£</sup>	72	88	16	51	40	-11	27	2.20 (1.85, 2.61)
<b>Intentions</b>								
Did not intend to perform FGM/C on their daughters <sup>£</sup>	53	73	20	64	66	2	18	1.11 (0.97, 1.27)

Note: Pre-, and post scores are in percent and reproduced from the study publication. We calculated change scores in percentage points, adjusted absolute risk difference (ARD) and relative risk (RR) based on post-intervention data with 95% confidence interval (CI). Legend: Results of significance tests reported in the study publication are indicated \$= significantly greater change in intervention group, £= significant change in both groups, x= no significant change. 1= item reversed by us.

Prevalence was not measured in these studies. Behaviours were not measured by Chege and colleagues (36) and knowledge/awareness was not measured by Babalola and colleagues (39).

The results showed that multifaceted community activities may:

- increase knowledge/awareness about consequences of FGM/C
- increase the number of men who do not believe that there are benefits to FGM/C
- increase the number of men who believe that most men and women in the community favour discontinuation of FGM/C
- increase the number of women who do not intend to perform FGM/C on their daughters.

---

## RESULTS OF COMMUNITY EMPOWERMENT THROUGH EDUCATION

---

Two studies with a total of 2,797 participants evaluated community empowerment through education (37;38).

Table 13 shows the results for women in Senegal for each outcome for which we could calculate effect estimates. The groups were judged to be different at baseline in five out of seven outcomes, consistently with higher scores in the intervention group. In two outcomes ('Were aware of at least two consequences of FGM/C' and self-

reported prevalence of 0-10 year old girls who had been cut), the groups were reasonably similar at baseline. The effect estimates for these two outcomes were in favour of the intervention group. The 95%CI was wide around the relative risk in the outcome 'Were aware of at least two consequences of FGM/C'.

**Table 13: Study outcomes and effect estimates for women, in Diop (2004)**

Outcome	Intervention			Comparison			Adjusted ARD	RR (95%CI)
	Pre	Post	Change	Pre	Post	Change		
<b>Self-reported prevalence</b>								
0-10 year old girls who had been cut <sup>§</sup>	54	40	-14	52	52	0	-14	0.77 (0.64, 0.93)
<b>Knowledge/Awareness</b>								
Were aware of at least two consequences of FGM/C <sup>1</sup> <sup>§</sup>	7	73	66	3	25	22	44	2.92 (2.28, 3.74)
<b>Beliefs/Attitudes</b>								
Believed that FGM/C was unnecessary <sup>1</sup> <sup>§</sup>	30	85	55	12	39	27	28	2.18 (1.82, 2.61)
Disapproved of FGM/C <sup>1</sup> <sup>£</sup>	28	84	56	11	40	29	27	2.10 (1.76, 2.51)
Perceived that their husband disapproved of FGM/C <sup>1</sup> <sup>§</sup>	35	86	51	14	46	32	19	1.87 (1.60, 2.18)
Regretted having had their daughter cut <sup>§</sup>	66	90	24	52	58	6	18	1.55 (1.37, 1.76)
<b>Intentions</b>								
Did not intend to continue the practice of FGM/C with their daughter <sup>£</sup>	29	88	59	11	46	35	24	1.91 (1.64, 2.23)

Note: Pre-, and post scores are in percent and reproduced from the study publication. We calculated change scores in percentage points, adjusted absolute risk difference (ARD) and relative risk (RR) based on post-intervention data with 95% confidence interval (CI). Legend: Results of significance tests reported in the study publication are indicated <sup>§</sup>= significantly greater change in intervention group, <sup>£</sup>= significant change in both groups. 1= item reversed by us.

Table 14 shows the results for men in Senegal for each outcome for which we could calculate effect estimates. The groups were judged to be different at baseline in two out of three outcomes, the exception being 'Were aware of at least two consequences of FGM/C'. The effect estimates for this outcome were to the advantage of the intervention group, albeit with a wide 95%CI around the relative risk.

**Table 14: Study outcomes and effect estimates for men, in Diop (2004)**

Outcome	Intervention			Comparison			Adjusted ARD	RR (95%CI)
	Pre	Post	Change	Pre	Post	Change		
<b>Knowledge/awareness</b>								
Were aware of at least two consequences of FGM/C <sup>§</sup>	11	66	55	14	21	7	48	3.10 (2.28, 4.23)
<b>Beliefs/attitudes</b>								
Believed that FGM/C was supported by religion <sup>£</sup>	14	34	20	25	48	23	-3	0.71 (0.51, 0.99)
<b>Intentions</b>								
Did not intend to continue the practice of FGM/C with their daughter <sup>§</sup>	34	87	53	22	44	22	31	1.97 (1.65, 2.36)

Note: Pre-, and post scores are in percent and reproduced from the study publication. We calculated change scores in percentage points, adjusted absolute risk difference (ARD) and relative risk (RR) based on post-intervention data with 95% confidence interval (CI). Legend: Results of significance tests reported in the study publication are indicated \$= significantly greater change in intervention group, £= significant change in both groups.

Table 15 shows the results for women in Burkina Faso for each outcome for which we could calculate effect estimates. The groups were judged to be similar at baseline in seven out of eight outcomes, the exception being 'Discussed FGM/C with others'. The effect estimates were close to one in all outcomes, except 'Were aware of at least two consequences of FGM/C' and 'Regretted having had daughters cut'. In both of these, the effect estimates showed an effect in favour of the intervention group.

**Table 15: Study outcomes and effect estimates for women, in Ouoba (2004)**

Outcome	Intervention			Comparison			Adjusted ARD	RR (95%CI)
	Pre	Post	Change	Pre	Post	Change		
<b>Self-reported prevalence</b>								
0-10 year old girls who had been cut \$	6	3	-3	4	4	0	-3	0.74 (0.33, 1.66)
<b>Behaviours</b>								
Discussed FGM/C with others \$	54	91	37	64	65	1	36	1.40 (1.27, 1.55)
<b>Knowledge/Awareness</b>								
Were aware of at least two consequences of FGM/C \$	52	86	34	57	73	16	18	1.18 (1.08, 1.29)
<b>Beliefs/Attitudes</b>								
Believed that FGM/C was unnecessary <sup>1</sup> £	93	99	6	92	97	5	1	1.02 (1.00, 1.05)
Disapproved of FGM/C <sup>1</sup> \$	89	98	9	90	94	4	5	1.04 (1.01, 1.08)
Perceived that their husband disapproved of FGM/C <sup>1</sup> \$	97	99	2	97	96	-1	3	1.03 (1.00, 1.06)
Regretted having had their daughter cut \$	53	81	28	50	64	14	14	1.26 (1.14, 1.40)
<b>Intentions</b>								
Did not intend to continue the practice of FGM/C with their daughter \$	97	99	2	96	98	2	0	1.01 (0.99, 1.03)

Note: Pre-, and post scores are in percent and reproduced from the study publication. We calculated change scores in percentage points, adjusted absolute risk difference (ARD) and relative risk (RR) based on post-intervention data with 95% confidence interval (CI). Legend: Results of significance tests reported in the study publication are indicated \$= significantly greater change in intervention group, £= significant change in both groups. 1= item reversed by us.

Table 16 shows the results for men in Burkina Faso for each outcome for which we could calculate effect estimates. The groups were judged to be similar at baseline in four out of five outcomes, the exception being 'Discussed FGM/C with others'. The effect estimates were low, except in the outcome 'Were aware of at least two consequences of FGM/C'. The effect estimates indicated an effect in favour of the intervention group.



**Table 16: Study outcomes and effect estimates for men, in Ouoba (2004)**

Outcome	Intervention			Comparison			Adjusted ARD	RR (95%CI)
	Pre	Post	Change	Pre	Post	Change		
<b>Behaviours</b>								
Discussed FGM/C with others <sup>§</sup>	62	92	30	79	75	-4	34	1.22 (1.13, 1.33)
<b>Knowledge/awareness</b>								
Were aware of at least two consequences of FGM/C <sup>§</sup>	64	88	24	66	60	-6	30	1.47 (1.31, 1.64)
<b>Beliefs/attitudes</b>								
Believed that FGM/C was unnecessary <sup>1</sup> <sup>#</sup>	97	98	1	97	92	-5	6	1.06 (1.02, 1.11)
Disapproved of FGM/C <sup>1</sup> <sup>§</sup>	90	98	8	93	89	-4	12	1.10 (1.05, 1.15)
<b>Intentions</b>								
Did not intend to continue the practice of FGM/C with their daughter <sup>#</sup>	97	98	1	98	93	-5	6	1.05 (1.01, 1.09)

Note: Pre-, and post scores are in percent and reproduced from the study publication. We calculated change scores in percentage points, adjusted absolute risk difference (ARD) and relative risk (RR) based on post-intervention data with 95% confidence interval (CI). Legend: Results of significance tests reported in the study publication are indicated <sup>§</sup>= significantly greater change in intervention group, <sup>£</sup>= significant change in both groups, <sup>#</sup>= significantly greater change in comparison group. 1= item reversed by us.

Behaviours were not measured by Diop and colleagues (37).

The results showed that community empowerment through education may:

- decrease the number of women who report having had 0-10 year old girls cut
- increase knowledge/awareness about consequences of FGM/C
- increase the number of women who regret having had their daughter cut.

Both studies employed a public declaration to abandon FGM/C as an outcome. Such an event was held at the end of the intervention period. Diop (37) reported that 26% of women and 28% of men who participated in the study attended a public declaration and Ouoba (38) reported that 66% of women and 74% of men attended a public statement.

### Results of the meta-analyses

Only the two studies that evaluated effectiveness of community empowerment through education (37;38) were sufficiently similar to warrant pooling of effect sizes in meta-analyses. We assessed nine dichotomous outcomes (one separately for men and women). However, while we considered the studies similar enough to warrant meta-analysis, results revealed considerable heterogeneity for five of the nine outcomes, and for all but one of the outcomes, one study (37) had a higher number of events than the other study (38) and therefore assumed most weight. As a consequence, only one study contributed to the pooled effect size. The considerable heterogeneity and unequal weight affect the interpretation of effect sizes. Given the doubt about the validity of the meta-analyses results we chose to present the results from the individual studies. The meta-analysis results are included in Appendix 4 for transparency reasons (Figure A1 – A9).

---

# Discussion

This systematic review aimed to summarize and assess the effectiveness of interventions designed to reduce the prevalence of FGM/C. We included six controlled before-and-after studies that were all set in Africa, where the practice of FGM/C is most prevalent. The studies were characterized by low methodological quality and we judged that there was 'high' or 'unclear' risk of bias for one or more of the assessed domains in all six included studies. It is disconcerting that only six studies were identified that met our inclusion criteria, and further that only two of the studies measured prevalence.

When pre- and post scores for both intervention and comparison groups were reported by study authors, we estimated effects of interventions by adjusted absolute risk difference and relative risk with corresponding 95% confidence intervals. Our calculated effect sizes for prevalence of FGM/C, knowledge, beliefs, and intentions about FGM/C suggested that there may be positive developments as a result of interventions. However, the low quality of the body of evidence affects the interpretation of results and raises doubts about the validity of the findings.

---

## DISCUSSION OF MAIN RESULTS

---

### Effectiveness of training health personnel

Our results do not provide convincing evidence that training health personnel is likely to have an effect on knowledge or belief/attitudes regarding FGM/C. This could be due to the time span provided for training (three sessions over two months). The study authors write that "training was apparently too short and should be expanded" (42). The WHO position is that "health care providers can play a key role in preventing female genital mutilation and in supporting and informing patients and communities about the benefits of eliminating it" through actions such as education and outreach (1). Unfortunately, results from the one study that evaluated the effects of an intervention programme for medical and health personnel (42), suggested that after the intervention, fewer Malian health personnel wished to play a role in educating others about the practice. Sense of advocacy among health personnel appeared to be low. Because this is a group that could play a role in halting the prevalence of FGM/C, it would be important to encourage advocacy in an effort to gain their active contribution.

Because medical personnel are important caretakers of girls and women who have been subjected to FGM/C and experience complications, and because such personnel are actors of power and authority in many communities, it is vital that their knowledge and skills about FGM/C are superior. But, another unfortunate

finding in Diop and colleagues' study (42), was that the training seemed to fail to significantly improve health personnel's knowledge level and beliefs about FGM/C. Their knowledge level remained low, particularly with regard to complications of FGM/C. For example, only 56% of them could name immediate complications that can result from FGM/C, and 39% believed that uncut women have "loose morals". This finding, coupled with health personnel's misperception that FGM/C is safe if performed in a hygienic environment, speaks to the importance of counteracting faulty heuristics and convictions about FGM/C among medical and health care personnel. While FGM/C that is performed by medical personnel in hospitals and health clinics may reduce some short-term complications regularly seen when it is performed by traditional practitioners, even when carried out by trained professionals, FGM/C is not necessarily less severe or conditions sanitary. Moreover, there is no evidence that medicalization reduces obstetric or other long-term complications associated with FGM/C (1). Most importantly perhaps, according to Budiharsana (48) the involvement of medical professionals in the practice may wrongly legitimize FGM/C as medically sound, and thereby contribute to the misconception that it is acceptable and medically safe. In effect, their involvement contributes to institutionalize FGM/C, because such personnel often hold power, authority, and respect. It should be noted that the study by Diop and colleagues (42) has low methodological quality, high risk of bias, and is over a decade old, thus knowledge and sense of advocacy about FGM/C among health personnel in Mali today may be at a higher level than this study indicates. Nevertheless, these findings are compelling and warrant attention by future researchers.

### **Effectiveness of educating female students**

According to our results, two educational sessions about reproductive health, including dangers of FGM/C, seem to improve female students' knowledge/awareness about FGM/C. This is an encouraging finding and the role of education in the work to prevent FGM/C is discussed below.

### **Effectiveness of multifaceted community activities**

Our effect size estimates suggest that knowledge about harmful consequences of FGM/C among Ethiopian, but not Somali study participants may have increased as a result of the intervention. This is an encouraging but also perplexing finding because the most commonly remembered message among the Somali participants was that infibulation was harmful to health. This result may be a reflexion of issues related study execution, which we discuss below.

One of our effect sizes indicated that multifaceted community activities may have resulted in a greater proportion of intervention participants believing FGM/C was against women's rights, another effect size indicated an effect in favour of the comparison group in this regard. These results may reflect issues related to the intervention itself as well as the cultures' norms with respect to women's position in society. Although the multi-component intervention in Ethiopia and Kenya sought

to present FGM/C as a women's and girls' human rights issue, participants' actual exposure to such messages is uncertain. No data about exposure to women's rights messages were available for the Ethiopian site and in the Kenyan site only 1% of respondents recalled the message that FGM/C compromises the human rights of women. Further, the study authors write that their approaches to address human rights differed between the Kenyan and Ethiopian sites because of the different cultural contexts of the two sites. We address the issue of context below.

Given that lack of human rights is suggested as a fundamental force maintaining FGM/C (1;22), it seems pertinent to integrate issues related to children's rights and to empowerment and the rights of women in prevention programmes. However, our effect estimates suggest that multi-component community programmes that adopt a women's rights framework do not appear to be successful in altering individuals' beliefs about women's rights. Further, a causal link between beliefs about women's rights and FGM/C behaviour has not been fully explored. Nevertheless, it may be beneficial to pursue this avenue of change, as suggested by organizations such as UNICEF and the WHO. A recent UNICEF review stated that the first of six key elements for the abandonment of FGM/C is a focus on the fulfilment of human rights (9). Similarly, an interagency statement declared that empowerment of women that brings to fore their human rights is of essence for the elimination of the practice (1).

We found that multifaceted community activities may contribute to a cognitive shift in participants' beliefs about FGM/C. Similar to the effect estimates for beliefs about women's rights, after intervention participation, a greater proportion of male community members did not believe there were benefits to FGM/C and believed that most men and women in the community favoured discontinuation of FGM/C. Previous reports confirm the influence males assert over FGM/C in many African communities where FGM/C is prevalent (49;50). This reflects the paternalistic nature of some of these societies, where men hold most of the formal power and influence. Therefore, the fact that our results indicate that multifaceted interventions may contribute to fewer men perceiving benefits of FGM/C is a positive development.

Several social change theories work from the assumption that behavioural change can be arrived at by inducing change in beliefs. Appropriately, all six studies included in this systematic review measured change in beliefs related to FGM/C, and the results from the multi-component interventions showing changes in beliefs are encouraging. Previous reports reveal that high levels of support for the continuation of FGM/C are strongly correlated with high prevalence among daughters (22). Such results validate the foundations of social change theories. We suggest that among these, the Theory of Planned Behavior (51) may be one of the most useful theories to integrate in FGM/C prevention programmes as it emphasizes behavioural intention as an indication of an individual's readiness to perform a given behaviour. Evidence from several meta-analyses suggests that this theory explains a large proportion of the variance in behavioural variation and predicts a number of behaviours (e.g.

(52;53). Intention is an especially useful outcome when the collection of actual FGM/C behaviour or biological measures is impracticable. In fact, a 2003 international agreement on standardized indicators to assess the effectiveness of programmes placed declaration of intent – by individuals, communities, or villages – as the first of three indicators to use (9). It is commendable that all four community-based studies in our systematic review (36-39) heeded such agreements. It is also encouraging that Nigerian women who received a multifaceted intervention appeared to significantly increase their intention not to perform FGM/C on their daughter. Nonetheless, we note the lack of such development among participants in the other multifaceted intervention. In fact, across the studies, there was great variation in intention, from 17% to 99% of community participants who did not intend to continue the practice with their daughter, and the lowest intention not to continue FGM/C was among the Somali refugees in Kenya and the Afar people in Ethiopia (36), suggesting these communities may be most resistant to change. We also note that one parent's intention not to cut matters little if the other parent or another person in the household is the decision maker when it comes to FGM/C.

Who has the final say in whether a daughter is subjected to FGM/C or not varies in different communities. A study undertaken in 2004 in Somalia found that it is generally the mother, with input from other female relatives, who decides whether the daughter is to undergo FGM. It seemed that the women's decision was driven in large part by a fear that the daughter would end up unmarried and destitute. In fact, depending on the region, between 65% and 97% of the young men of marriageable age said they would not marry a woman who had not undergone FGM/C (54). Conversely, according to women in Senegal (37), decision-making with respect to FGM/C remains with the man: "They [women] have to discuss giving up FGC with their husbands, because if a husband wants his daughter cut, the mother can do nothing." The ties to women's rights are indicated, and we propose that, since FGM/C is rooted in a culture of gender inequality, males in all areas of societies where FGM/C occurs should be included in interventions.

It is also noteworthy that a sizeable proportion of the participants were already opposed to FGM/C before the intervention took place, suggesting a degree of self-selection or social desirability answers, or a combination of the two, may have occurred.

### **Effectiveness of community empowerment through education**

The cutting status of girls was measured in the community empowerment intervention (37;38). In one study (37), 12% fewer of the 0-10 year old girls in the intervention group than the comparison group were cut, while the difference in the other study (38) was only 1% at endline. And in fact, our effect estimates indicate an effect in favour of the intervention group for the first study (37). This is an encouraging finding and the most meaningful with respect to the effectiveness of anti-FGM/C interventions. However, a note of warning must be issued for the collection of prevalence data by self-report because of the possibility of uncertain validity of such self-report (55).

The UNICEF initiated international agreement on standard indicators for situation analysis towards ending FGM/C states that prevalence (by age cohorts 15-49) is the most important indicator (56). It is also the most clinically meaningful outcome for women and girls subjected to the practice. It is most reliable as an outcome when medical examinations, rather than self-reporting (or reporting by parents), are used. None of the studies included in this systematic review included biological data, and in the two studies that included prevalence, cutting status of girls under the age of 10 was ascertained from self-report statements of mothers with no physical examinations for verification. It would be preferable that all studies with the aim of stemming the continuation of FGM/C included measures of prevalence, and that those were based on physical examination.

Similar to the multifaceted community interventions, results from the community empowerment intervention show that the intervention appeared to affect participants' cognitions about FGM/C. First, the community empowerment programme appeared to affect Burkina Faso women's regrets about having had daughter cut. Second, it appeared to increase male and female participants' knowledge about consequences of FGM/C. Collectively, results from this intervention as well as the others discussed in this report, support the idea that information distribution is a central component for achieving change in FGM/C prevalence. Our findings also support organizations such as UNICEF (9), that write "an awareness on the part of a community of the harm caused by the practice" is important and the second of six elements for change. Given that FGM/C is an individual behaviour that occurs within a powerful social context, programmes designed to raise knowledge levels would need to be appropriate to the target group's day-to-day needs as well as culturally appropriate.

---

## **THE IMPORTANCE OF CONTEXT**

---

The studies included in this systematic review were set in seven different countries across Africa, encompassing all three UNICEF (22) categorizations of prevalence. Both our description of the studies and the results speak to the heterogeneity of the studies' contexts. By and large, the studies appeared to work with the naturally occurring units of solution in the communities, and carefully assess community structures and processes in advance of the intervention. For example, one host organization, TOSTAN (37), conducted a social mapping study of 90 communities in preparation of the intervention. The WHO (1) puts forth that interventions to end FGM/C should be community-led. This ensures both participation and that the intervention becomes context relevant. We concur that in order to be successful, the intervention chosen must be context specific, and commend the community-based studies for heeding this recommendation.

However, it is conceivable that some of the conflicting and paradoxical findings in this review are a result of interventions not being completely applicable to the culture which received the intervention. For example, an almost identical intervention was provided in Ethiopia and in Kenya, but the results were quite

different, with the intervention being more successful in Ethiopia than among Somalis in Kenya. Similarly, the TOSTAN replication study in Burkina Faso showed different results than the study in Senegal.

Regarding the Ethiopia/Kenya findings, it appeared that the intervention organizers experienced greater hostility from the Somali refugees in Kenya than from the Ethiopian participants. This may have occurred because the intervention organizers decided not to work extensively with religious (Sunna Muslim) leaders among Somali refugees in Kenya, as they did in the Ethiopia site, and because the organization was Christian based. In general, one religious group trying to implement anti-FGM/C programmes among members of another religious group may raise distrust, as evidenced in the Kenya study. Further, the Somali refugee population in Kenya was aware of international conventions on human- and refugee rights, while among the Afar in Ethiopia human rights and gender issues were known more from a traditional religious context (36). Moreover, Ethiopian women appear to be more disadvantaged relative to the men in their society compared to Somali women. Molvaer (57) writes that even when Ethiopian women would like to leave their husband, they stay because they have nowhere to go and they need their husband simply to survive. In the words of one observer, "men often have near-total control over women's lives" (58). By contrast, Somali women have an improved position after the civil war and their responsibilities have increased. In fact, according to a 2004 World Bank survey, women are the breadwinners in 70% of Somali households (59).

When it comes to the different results in the Senegal and Burkina Faso studies, beliefs about FGM/C may explain part of the discrepancies. Among both the peoples of the Kolda region in Senegal and the Mossi in Burkina Faso, gender disparities exist, resulting in economic hardship among women (37;38), but a higher proportion of the people in Senegal are Muslim and they believe that the Quran requires FGM/C (60). In fact, in the Senegal study (37), the proportion of male respondents who believed that FGM/C was supported by religion increased from before to after the intervention. One Imam stated: "We are Muslims. Our religion has given us clear recommendations, which we are bound to observe. It tells us: perform the suna on your children when they reach the right age for it. This applies both to boys and girls" (37). The researchers suggest the situation in their study came about due to declarations of support made by a spiritual leader, who based his argument on a Hadith (oral traditions relating to the words and deeds of the Islamic prophet Muhammad) that the Prophet recommended. It appears certain segments of the community believe that their religion prescribes FGM/C, or that they simply follow the teaching of their religious leaders. However, according to the WHO, none of the holy texts for Christians, Jews or Muslims prescribe FGM/C (1). It seems important that not just religious leaders, but also their followers are made aware of this. Such study results indicate the critical importance of establishing an alliance with religious leaders, who often function as norm authorities. In fact, the WHO (1)

states that the perpetuation of FGM/C is partially due to local structures of power and authority, such as religious leaders.

---

## **OVERALL COMPLETENESS OF EVIDENCE**

---

Overall, there is a paucity of evidence about the effectiveness of interventions to end FGM/C. For this systematic review, we were only able to identify and retrieve six studies that assessed the effectiveness of such interventions and that included a comparison group. All the studies, which can be considered first-generation interventions to end FGM/C (the first of its kind), were from Africa. Four of the studies targeted communities, one targeted health personnel, and one targeted female students. Additional interventions targeting communities, health personnel, and students are necessary in order to draw solid conclusions. Further, underrepresented study participants include groups such as religious and community leaders, traditional circumcisers, teachers and education sector staff, government officials and legislators, and youth – whose involvement could significantly contribute to ending the practice. One study, which was excluded from this review because it lacked a comparison group (61) (see Table A1) involved community leaders, religious and political leaders, the security forces, the judiciary, medical personnel, teachers, youth associations, women’s associations, and journalists. This study may represent the best available evidence regarding these underrepresented stakeholder groups.

Implementation and adherence are typically difficult to achieve and to measure in multi-component health promotion interventions (62). There was some information in this regard in our included studies. One study reported that only 63% of community members who participated in the programme completed all modules (37), and another stated that virtually no respondents recalled any messages that FGM/C violates women’s rights (36), drawing treatment exposure into doubt. Future evaluations of complex interventions should strive to be more complete with respect to process evaluation. Measurement of programme exposure and fidelity are important, including procedures used to promote fidelity, aspects of intervention verified, methods for assessing fidelity, and utilization of fidelity assessment in the interpretation of results.

Length of follow-up was reasonable in the studies included in this systematic review. But, since FGM/C prevalence is the most important outcome measure and that changes in FGM/C rates cannot be reliably measured in a short time period, long term follow-up of several years is desirable.

Applicability of the interventions appeared acceptable. However, it seemed that some of the studies struggled with the fact that anti-FGM/C efforts went against local social norms, may have been ethically unacceptable to the local society, and the host organizations’ ideological structure (e.g. Christian foundation) may have been a barrier to intervention implementation. For example, one intervention provided FGM/C abandonment activities to Somalis residing in a Kenyan refugee camp,



during which time enforcement of the law criminalizing FGM/C in Kenya took place (36). It appeared that attempts to enforce the Kenyan law among some Somali refugee parents enraged community members, possibly resulting in a backlash. Applicability is vital for the sustainability of health promotion programmes, and as reports stress (1), sustained action is vital to ensure long lasting, positive results. We believe it would be important for future prevention planners to consider the applicability of a study designed to end FGM/C, particularly as they deliberate the potential for transferability of a study. In general, programme planners should exercise caution when attempting to generalize from one context to another. As Hawe (63) writes, it is helpful that authors report extensively on context related information in intervention studies. Contextual factors that should be attended to relate to aspects of the programme's host organization, the culture within which the host organization operates, and characteristics of the target population. Variations in such contextual factors may reveal the degree to which results from one setting or country apply in another. This is related to transferability and external validity. Transferability of the evidence in the included studies is difficult to determine, largely because the underlying reasons behind the practice appear to vary greatly among ethnic groups and communities, and the interventions adapted accordingly. Ideally, context should not just be considered, but also measured as an effect modifier in public health and health promotion interventions. Such systematic investigation of context-level interactions rarely occurs, however, because it is extremely difficult to systematically disentangle context effects from intervention effects in anything other than a study set up for this purpose (64), and this was not focused on in the studies included in this review. Nonetheless, attention towards what has been called "programme by context interactions" effects (63) is vital in evaluating the effects of public health and health promotion interventions, and should be attempted.

A systematic review of stakeholders' views on factors that contribute to the continuance and discontinuance of FGM/C is currently underway at the NOKC.

---

## **QUALITY OF THE EVIDENCE**

---

Six studies were included in this review; all were controlled before-and-after studies. Two studies (42;44) did not perform acceptable statistical assessments of intervention effectiveness.

We rated the study quality of all six studies as weak, based on the A – F component ratings of the McMaster University Quality Assessment Tool for Quantitative Studies. The risk of bias assessment resulted in a judgement that there was 'high' or 'unclear' risk of bias in one or more of the assessed domains in all studies, and this affected the interpretation of results.

Similarity of prognostic factors at baseline is a basic prerequisite in effect studies and is typically achieved by using adequate methods of randomization and

allocation concealment (34), which was not done in the studies included in this review. Our assessment of similarity of prognostic factors at baseline indicated, among other things, that the results may be biased in favour of the intervention groups in three of the community-based studies (36;38;39), due to dissimilarities in education, ethnicity, prevalence of FGM/C, and religion. While acknowledging the difficulties inherent in carrying out randomized studies in community settings, we must emphasize the importance of taking similarity of prognostic factors into account when planning future intervention studies.

It is clear that the overall quality of the body of evidence among this first-generation anti FGM/C interventions was weak. However, it should be recognized that conducting complex interventions, made up of various interconnecting parts, is extremely complicated. As Campbell and colleagues (65) write: "There are specific difficulties in defining, developing, and reproducing complex interventions that are subject to more variation than a drug". Therefore, as counterweight to the above section, we stress that community-based strategies to reduce the population burden of a deeply entrenched practice such as FGM/C is marred by many obstacles. For example, one of the included studies (36) reported that staff members were threatened by community members because they addressed FGM/C publicly. Further, the host organization, CARE, was forced to create ways to protect those community members marginalized and attacked when they came out against the continuation of the practice. Some families sought asylum with the United Nations Human Rights Council and the host organization established several safe houses for women and families who publicly opposed FGM/C, which provided some protection against attacks or abductions for unwanted cutting. In another study (37), a staff member was attacked and his hut destroyed. Such situations speak to the importance of earning the trust of communities, and proceeding respectfully and cautiously with FGM/C abandonment programmes. As another example of likely difficulties to be encountered, in the Senegal study (37), only about half of those who had expressed interest in programme participation actually ended up participating. Reasons given for women failing to participate included that their husbands forbade it, and for men that they objected to the intervention, stating "The people thought the programme was coming to fight against the traditional culture, which had come down from their forefathers, and even more to fight against the principles of Islam and the purification of women" (37).

As a final point regarding quality of evidence, the four community-based prevention programmes did not just appropriately include the community as setting, but also to varying extents community as target, community as agent, and community as resource (66), placing them firmly within an ecological health promotion perspective. Changing a practice that is deeply entrenched in the culture and social life of individuals will only be possible when an enabling environment for individual behaviour change has been created, which is likely best achieved through community-based programmes.

---

## STUDY STRENGTHS AND LIMITATIONS

---

A strength of our systematic review was the comprehensive and systematic literature search and systematic process for identifying relevant publications. The extensive survey conducted by the Population Reference Bureau (10) identified the same published controlled studies and one randomized controlled study which is not yet published. Two independent researchers at NOKC carried out the inclusion selection of publications based on pre-set inclusion criteria, and researchers from NKVTS who have knowledge in the subject area, went through the list of publications retrieved in the search. The result of their screening was used as validation of relevance of the studies selected by the NOKC researchers.

A further strength is that we have only included controlled studies. This approach is encouraged by researchers in the field (e.g. (32)).

We did not include interrupted time series designs although such designs are partially controlled. *A posteriori*, we can state that we found no project that was evaluated by a sufficient number of observations to be deemed an interrupted time series design (67).

We failed to obtain two publications in full text, despite several attempts to get in contact with the authors (40;41). These could potentially have been included in our review. The study by Akweongo and colleagues is a field experiment which investigates two community-based FGM/C abandonment strategies, education activities and livelihood and development activities. The main outcome is prevalence of FGM/C over a five year period (reported in (10)). Thus, inclusion of this study might have affected the results regarding prevalence.

---

# Conclusions

We conducted a systematic review of the effectiveness of interventions designed to reduce the prevalence of FGM/C. Six diverse studies from Africa met our inclusion criteria, but they were characterized by low methodological quality and there was 'high' or 'unclear' risk of bias for one or more of the assessed domains in all studies. There is substantial doubt about the validity of the findings. Nonetheless, our results point to possible advantageous developments as a result of anti-FGM/C interventions, including lower prevalence of FGM/C, and changes in cognitions about FGM/C, such as beliefs about the practice. Thus, these studies, which can be considered first-generation interventions to prevent FGM/C, offer some reason to be optimistic that with intensified research efforts, the prevalence of FGM/C can be reduced.

---

## NEED FOR FURTHER RESEARCH

---

There is a paucity of evidence regarding the effectiveness of interventions to end FGM/C. We performed an exhaustive literature search, yet we were only able to include six controlled evaluation studies about FGM/C. Further research is urgently needed.

Additional studies and interventions should be implemented in African countries as well as in non-African countries, and they should have both individuals, groups, and communities as target, including religious and community leaders, health personnel, youth, education and legislation sector staff, males, and others. Several of these groups should not just be primary target groups, but should also be empowered as message bearers and change agents.

FGM/C is a culturally entrenched health behaviour, occurring primarily in societies where religious, social and cultural climates have worked together for centuries to maintain gender inequalities. Altering this problematic behaviour therefore requires intensified efforts at all levels, which could include 1) individual level interventions, such as education, healthcare, relationship and communication training; 2) group level programmes, such as sexuality education, advocacy training; and 3) community-level interventions, such as empowerment activities, capacity building, mass media campaigns. Perhaps most importantly, drawing on McLeroy and colleagues (66), we propose that changing FGM/C, which is largely the result of social influence, will require using social influences as part of the intervention. This may include family support, social network influences, organizational practices, and

public policy. Such programmes must be aimed at marshalling a community's internal resources, for example by drawing on key opinion leaders' authority. Because individual behaviour is strongly reinforced by social norms and belief systems in their communities, recruiting the larger community and individual norm authorities, who uphold social norms, to question unhealthy norms is critical. Theoretical frameworks such as the Theory of Planned Behaviour (51), Social Marketing (68) or Social Networks and Social Support (69) may be useful tools for intervention design and implementation. Lastly, the importance of context cannot be overstated. The type of intervention chosen must be in accordance with the social, economic and political context in which they are developed and implemented. Its subsequent success or failure depends on it.

With respect to comparison, it appears that the most pragmatic comparison for FGM/C related intervention programmes would be no intervention, due to the uncertainty of the effectiveness of existing interventions.

Concerning outcomes, we maintain that FGM/C prevalence is the most clinically useful as well as meaningful outcome. The presence or non-presence of genital cutting should be determined through medical examination by trained personnel, rather than self-report, if feasible. Recognizing that prevalence can be difficult to measure, other useful indicators include intention to perform FGM/C on daughters, approval of FGM/C, and knowledge about the harmful consequences of FGM/C.

We conclude that there is a paucity of high quality evaluation studies regarding FGM/C interventions and we strongly encourage intensified research efforts in this area. To bring an end to FGM/C, we believe the next generation intervention studies should be

- randomized controlled studies (whenever possible)
- long-term
- multisectoral
- community driven
- cross-disciplinary, and
- international collaborative initiatives.

---

# References

- (1) Eliminating female genital mutilation: an interagency statement. UNAIDS, UNDP, UNECA, UNESCO, UNFPA, UNHCHR, UNHCR, UNICEF, UNIFEM, WHO. 2008. Geneva, World Health Organization.
- (2) Female genital mutilation. A Joint WHO/UNICEF/UNFPA Statement. 1997. Geneva, World Health Organization.
- (3) Female genital mutilation and obstetric outcome: WHO collaborative prospective study in six African countries. *Lancet* 2006; 367(9525):1835-1841.
- (4) HRP. The UNDP/UNFPA/WHO/World bank special programme of research, development and research training in human reproduction. *Progress Newsletter* 2006; 72.
- (5) European Parliament. Combating violence against women: European Parliament resolution on the current situation in combating violence against women and any future action. 2004/2220. 2004.
- (6) WHO. Female genital mutilation. Programmes to date: what works and what doesn't? A review. 1999. Geneva, World Health Organization.
- (7) UNFPA. A Holistic Approach to the Abandonment of Female Genital Mutilation/Cutting. 2007. New York, United Nations Population Fund.
- (8) Policy on female genital mutilation (FGM). 2000. Toronto, Ontario Human Rights Commission.
- (9) Changing a harmful social convention: female genital mutilation/cutting. 2005. Florence, United Nations Children's Fund .
- (10) Population Reference Bureau. Abandoning female genital mutilation/cutting: data and trends. 2008. Washington DC.
- (11) Rahman A, Touibia N. Female genital mutilation: a guide to laws and policies worldwide. London: Zed Books, 2000.
- (12) Johansen E, Bathija H, Khanna J. Work of the World Health Organization on Female Genital Mutilation: Ongoing Research and Policy Discussions. *Finnish Journal of Ethnicity and Migration* 2008; 3:83-89.
- (13) Auvert B, Taljaard D, Lagarde E, Sobngwi-Tambekou J, Sitta R, et al. Randomized controlled intervention trial of male circumcision for reduction of HIV infection risk: the ANRS 1265 trial. *PLoS Medicine* 2, e298. 2005.

- (14) Bailey RC, Moses S, Parker CB, Agot K, Maclean I, Krieger JN et al. Male circumcision for HIV prevention in young men in Kisumu, Kenya: A randomised controlled trial. *Lancet* 2007; 369(9562):643-656.
- (15) Gray RH, Kigozi G, Serwadda D, Makumbi F, Watya S, Nalugoda F et al. Male circumcision for HIV prevention in men in Rakai, Uganda: A randomised trial. *Lancet* 2007; 369(9562):657-666.
- (16) Sullivan PA, Kilmarx PH, Peterman TA, Taylor AW, Nakashima AK, Kamb ML et al. Male circumcision for prevention of HIV transmission: what the new data mean for HIV prevention in the United States. *PLoS Medicine* 2007; 7:e223.
- (17) New data on male circumcision and HIV prevention: Policy and programme implications. 2007. Joint United Nations Programme on HIV/AIDS .
- (18) Lannon C M. Circumcision - The Debates Goes On. *Pediatrics* 2000; 105(3):681-684.
- (19) Benatar D, Benatar M. How not to argue about circumcision. *Am J Bioeth* 2003; 3(2):W1.
- (20) Toubia N. Female Genital Mutilation. In: Peters J, Wolper A, editors. *Women's Rights, Human Rights: International Feminist Perspectives*. Routledge, 1995.
- (21) Yoder S, Kahn S. Numbers of women circumcised in Africa: the production of a total. 2008. United States Agency for International Development. DHS working papers.
- (22) Female genital mutilation/female genital cutting: a statistical report. 2005. New York, United Nations Children's Fund.
- (23) A systematic review of the health complications of female genital mutilation including sequelae in childbirth. 2000. Geneva, World Health Organization.
- (24) WHO study group on female genital mutilation and obstetric outcome, Banks E, Meirik O, Farley T, Akande O, Bathija H et al. Female genital mutilation and obstetric outcome: WHO collaborative prospective study in six African countries. *Lancet* 2006; 367(9525):1835-1841.
- (25) Wheeler P. The role of the law. *The International Journal of Children's Rights* 2003; 11:257-271.
- (26) Obermayer M. The consequences of female circumcision for health and sexuality: An update on the evidence. *Culture, Health & Sexuality* 2005; 7:443-461.
- (27) Elnashar A, Abdelhady R. The impact of female genital cutting on health of newly married women. *Int J Gynaecol Obstet* 2007; 97(3):238-244.
- (28) Muteshi J, Sass J. Female genital mutilation in Africa: an analysis of current abandonment approaches. 2005. Nairobi, PATH.
- (29) Abandoning Female Genital Mutilation/Cutting: an in-depth look at promising practices. 2007. Washington D.C., Population Reference Bureau.

- (30) Chege JN, Askew I, Liku J. An assessment of the alternative rites approach for encouraging abandonment of female genital mutilation in Kenya. 2001. New York, Population Council.
- (31) Asekun-Olarinmoye EO, Amusan OA. The impact of health education on attitudes towards female genital mutilation (FGM) in a rural Nigerian community. *Eur J Contracept Reprod Health Care* 2008; 13(3):289-297.
- (32) Askew I. Methodological issues in measuring the impact of interventions against female genital cutting. *Cult Health Sex* 2005; 7(5):463-477.
- (33) Slik oppsummerer vi forskning. Håndbok for Nasjonalt kunnskassenter for helsetjenesten. 2nd ed. Oslo: Nasjonalt kunnskapssenter for helsetjenesten. 2009.
- (34) Higgins JPT, Green S, editors. *Cochrane Handbook for Systematic Reviews of Interventions*. Version 5.0.1 ed. The Cochrane Collaboration, 2008.
- (35) Thomas H. Quality assessment tool for quantitative studies. Toronto, McMaster University. Effective Public Health Practice Project.
- (36) Chege JN, Askew I, Igras S, Mutesh JK. Testing the effectiveness of integrating community-based approaches for encouraging abandonment of female genital cutting into CARE's reproductive health programs in Ethiopia and Kenya. 2004. Washington D.C., Population Council. *Frontiers in Reproductive Health*.
- (37) Diop N, Faye MM, Moreau A, Cabral J, Benga H. The TOSTAN Program. Evaluation of a community-based education program in Senegal. 2004. New York, Population Council.
- (38) Ouoba D, Congo Z, Diop N, Melching M, Banza B. Experience from a community based education program in Burkina Faso, the Tostan Program. (Expérience d'un programme d'éducation à base communautaire au Burkina Faso, le Programme de Tostan). 2004. Washington D.C., Population Council. *Frontiers in Reproductive Health*.
- (39) Babalola S, Brasington A, Agbasimalo A, Helland A, Nwanguma E, Onah N. Impact of a communication programme on female genital cutting in eastern Nigeria. *Trop Med Int Health* 2006; 11(10):1594-1603.
- (40) Babalola S, Adebajo C. Evaluation report of female circumcision eradication project in Nigeria. Unpublished report. 1985.
- (41) Akweongo P, Jackson E, Phillips J, Adongo R, Naik R, Sakeah E et al. Reducing female genital cutting through community mobilization: The impact of a field experiment in northern Ghana. Reported in: *Abandoning Female Genital Mutilation/Cutting: an in-depth look at promising practices*. 2007. Washington D.C., Population Reference Bureau.
- (42) Diop N, Sangaré M, Tandia F, Touré K. Etude de l'efficacité de la formation du personnel socio-sanitaire dans l'éducation des client(e)s sur l'excision et dans le traitement de ses complications au Mali. 1998. Bamako, Mali, Population Council.
- (43) Empower health workers to advocate against female genital cutting. 2000. Washington, Population Council. OR Summaries.



- (44) Mounir GM, Mahdy NH, Fatohy IM. Impact of health education program about reproductive health on knowledge and attitude of female Alexandria University students. *J Egypt Public Health Assoc* 2003; 78(5-6):433-466.
- (45) Community education program increases dialogue on FGC. 2005. Washington, Population council. OR Summaries.
- (46) Community education program scaled-up in Burkina Faso. 2005. Washington, Population council. OR summaries.
- (47) Female genital mutilation in Burkina Faso. 2009. Deutsche Gesellschaft für Technische Zusammenarbeit (GTZ) GmbH.
- (48) Budiharsana M. Female circumcision in Indonesia: extent, implications and possible interventions to uphold women's health rights. 2004. Jakarta, Population Council.
- (49) Bayouhdh F, Barrak S, Ben Fredj N, Allani R, Hamdi M. Study of a custom in Somalia: the circumcision of girls. *Med Trop (Mars)* 1995; 55(3):238-242.
- (50) Briggs LA. Male and female viewpoints on female circumcision in Ekpeye, Rivers State, Nigeria. *Afr J Reprod Health* 2002; 6(3):44-52.
- (51) Champion V, Sugg-Skinner C. Theory of Reasoned Action, Theory of Planned Behaviour, and the Integrated Behavioral Model. In: Glanz K, Rimer B, Viswanath K, editors. *Health behaviour and health education*. San Francisco: Josey Bass, 2008.
- (52) Durantini MR, et al. Conceptualizing the influence of social agents of change: a meta-analysis of HIV prevention interventions for different groups. *Psychological Bulletin* 2006; 132:212-248.
- (53) Webb TL, Sheeran P. Does changing behavioral intentions engender behaviour change? A meta-analysis of the experimental evidence. *Psychological Bulletin* 2006; 132:249-268.
- (54) COGWO, Nagaad, WAWA. Knowledge, attitudes, beliefs and practices of female genital mutilation in Somalia/land. 2004.
- (55) Jackson EF, Akweongo P, Sakeah E, Hodgson A, Asuru R, Phillips JF. Inconsistent reporting of female genital cutting status in northern Ghana: explanatory factors and analytical consequences. *Stud Fam Plann* 2003; 34(3):200-210.
- (56) UNICEF global consultation on indicators. NYHQ. Child protection indicators framework. Female genital mutilation and cutting. 2004. New York, United Nations Children's Fund.
- (57) Molvaer RK. Traditions and change in Ethiopia. Social and cultural life as reflected in Amharic fictional literature ca 1930-1947. Brill, 1980.
- (58) Walt V. Ethiopia: Zenebu Tulu. <http://www.mtholyoke.edu/courses/epaus/econ213/ethiopia/tulu.htm> . 2009.
- (59) Somalia: Somaliland women take on new roles. UN office for the coordination of humanitarian affairs. 2009.

- (60) Prevalence of the practice of female genital mutilation (FGM); Laws prohibiting FGM and their enforcement; Recommendations on how to best work to eliminate FGM. 2001. U.S. Department of State.
- (61) Diop N, Moreau A, Benga H. Evaluation of the long-term impact of the TOSTAN programme on the abandonment of FGM/C and early marriage: results from a qualitative study in Senegal. 2008. Dakar, Senegal, Population Council. *Frontiers in Reproductive Health*.
- (62) Armstrong R, Waters E, Doyle J. Reviews in health promotion and public health. In: Higgins JPT, Green S, editors. *Cochrane Handbook for Systematic Reviews of Interventions*. The Cochrane Collaboration, 2008.
- (63) Hawe P, Shiell A, Riley T, Gold L. Methods for exploring implementation variation and local context within a cluster randomised community intervention trial. *Journal of Epidemiology and Community Health* 2004; 58:788-793.
- (64) Eccles M, Grimshaw J, Campbell M, Ramsay C. Research designs for studies evaluating the effectiveness of change and improvement strategies. *Quality and Safety in Health Care* 2003; 12:47-52.
- (65) Campbell M, Fitzpatrick R, Haines A, Kinmonth A-L, Sandercock P, et al. A framework for development and evaluation of RCTs for complex interventions to improve health. *BMJ* 2000; 321:694-696.
- (66) McLeroy KR, Norton BL, Kegler MC, Burdine JN, Sumaya CV. Community-based interventions. *American Journal of Public Health* 2003; 93:529-533.
- (67) Shadish W, Cook T, Campbell D. *Quasi-experiments: interrupted time-series designs. Experimental and quasi-experimental designs for generalized causal inference*. Boston: Houghton Mifflin Company, 2002.
- (68) Storey D, Saffitz G, Rimón J. Social Marketing. In: Glanz K, Rimer B, Viswanath K, editors. *Health behaviour and health education*. San Francisco: Jossey-Bass, 2008.
- (69) Heaney C, Israel B. Social Networks and Social Support. In: Glanz K, Rimer B, Viswanath K, editors. *Health behaviour and health education*. San Francisco: Jossey-Bass, 2008.
- (70) Bitong L. Fighting genital mutilation in Sierra Leone. *Bulletin of the World Health Organisation* 2005; 83:806-807.
- (71) Diop N, Congo Z, Ouedraogo A, Sawadogo A, Saloucou L. Analysis of the evolution of the practice of female genital mutilation/cutting in Burkina Faso. 2008. Population Council. *Frontiers in Reproductive Health*.
- (72) Nelson D, Newman C. *Mali: female genital cutting. Advocacy, counseling, support. Provider training and community outreach to eliminate harmful practice. Results review. Mali : Mutilation génitale féminine. Plaidoyer, counseling, appui. Formation des fournisseurs et initiatives communautaires en vue de l'élimination d'une pratique nocive. Examen des résultats*. 2002. Chapel Hill, North Carolina, University of North Carolina at Chapel Hill, Program for International Training in Health . PRIME Project.
- (73) Spadacini B, Nichols P. Campaigning against female genital mutilation in Ethiopia using popular education. *Gender and Development* 1998; 6:44-52.

---

# Appendices

---

---

## 1. SEARCH FOR LITERATURE

---

### **Database: African Index Medicus (AIM)**

Search: Sari Ormstad

Date: 05.02.2009

Retrieval: 12

Strategy:

“CIRCUMCISION” [Descriptor] or “CIRCUMCISION, FEMALE” [Descriptor] or  
“INFIBULATION” [Descriptor]

### **Database: Anthropology Plus**

Search: Hege Oswald

Date: 18.02.09

Retrieval: 200

Strategy:

((kw: female\* or kw: wom#n) or kw: girl\*) and ((kw: mutilation\* or kw: circumcis\*)  
or kw: cutting\*) or kw: infibulat\*

### **Database: Ovid British Nursing Index and Archive 1985 to January 2009**

Search: Sari Ormstad

Date: 04.02.2009

Retrieval: 135

Strategy:

1. Circumcision/
2. ((female\$ or wom#n or girl\$1) adj3 (mutilation\$ or circumcis\$ or cutting\$)).tw.
3. “fgm/c”.tw.
4. ((removal\$ or alteration\$ or excision\$) adj6 female genital\$).tw.
5. pharaonic circumcision\$.tw.
6. sunna.tw.
7. (clitoridectom\$ or clitorectom\$).tw.
8. (infibulat\$ or reinfibulat\$ or deinfibulat\$).tw.
9. or/1-8

### **Database: The Cochrane Library 2009, Issue 1: Cochrane Central Register of Controlled Trials (Clinical Trials)**

Search: Sari Ormstad

Date: 04.02.2009

Retrieval: 3

Strategy:

#1 [MeSH descriptor Circumcision, Female, this term only](#)

[\(\(female\\* or woman or women or girl or girls\) near/3 \(mutilation\\* or circumcis\\* or cutting\\*\)\) or “fgm/c” or \(\(removal\\* or alteration\\* or excision\\*\) near/6 \(female next genital\\*\)\) or \(pharaonic next circumcison\\*\) or sunna or clitoridectom\\* or clitorectom\\* or infibulat\\*](#)

#2 [or reinfibulat\\* or deinfibulat\\*:ti or \(\(female\\* or woman or women or girl or girls\) near/3 \(mutilation\\* or circumcis\\* or cutting\\*\)\) or “fgm/c” or \(\(removal\\* or alteration\\* or excision\\*\) near/6 \(female next genital\\*\)\) or \(pharaonic next circumcison\\*\) or sunna or clitoridectom\\* or clitorectom\\* or infibulat\\* or reinfibulat\\* or deinfibulat\\*:ab](#)

#3 [\(#1 OR #2\)](#)

**Database: Ovid EMBASE 1980 to 2009 Week 05**

Search: Sari Ormstad

Date: 04.02.2009

Retrieval: 570

Strategy:

1. female circumcision/ or female genital mutilation/ or female genital cutting/ or infibulation/
2. ((female\$ or wom#n or girl\$1) adj3 (mutilation\$ or circumcis\$ or cutting\$)).tw.
3. “fgm/c”.tw.
4. ((removal\$ or alteration\$ or excision\$) adj6 female genital\$).tw.
5. pharaonic circumcision\$.tw.
6. sunna.tw.
7. (clitoridectom\$ or clitorectom\$).tw.
8. (infibulat\$ or reinfibulat\$ or deinfibulat\$).tw.
9. or/1-8

**Database: EPOC Register – BiblioWeb – Advanced search**

Search: Sari Ormstad

Date: 09.02.09

Retrieval: 0

Strategy:

Title or Abstract or Keyword: circumcise% or mutilation% or FGM or clitoridectom% or clitorectom% or infibulat% or deinfibulat% or de-infibulat% or reinfibulat% or re-infibulat% or female genital%

**Database: Ovid MEDLINE® In-Process & Other Non-Indexed Citations and Ovid MEDLINE® 1950 to Present**

Search: Sari Ormstad

Date: 04.02.2009

Retrieval: 1100

Strategy:

1. Circumcision, Female/
2. ((female\$ or wom#n or girl\$1) adj3 (mutilation\$ or circumcis\$ or cutting\$)).tw.
3. “fgm/c”.tw.
4. ((removal\$ or alteration\$ or excision\$) adj6 female genital\$).tw.
5. pharaonic circumcision\$.tw.
6. sunna.tw.

7. (clitoridectom\$ or clitorectom\$).tw.
8. (infibulat\$ or reinfibulat\$ or deinfibulat\$).tw.
9. or/1-8

**Database: CSA Illumina: PILOTS database (1871-Current)**

Search: Sari Ormstad

Date: 04.02.2009

Retrieval: 14

Strategy:

((DE=("genital mutilation")) or (TI=(((female\* or woman or women or girl or girls) within 3 (mutilation\* or circumcis\* or cutting\*)) or fgm or ((removal\* or alteration\* or excision\*) within 6 female genital\*) or pharaonic circumcision\* or sunna or clitoridectom\* or clitorectom\* or infibulat\* or reinfibulat\* or deinfibulat\*)) or (AB=(((female\* or woman or women or girl or girls) within 3 (mutilation\* or circumcis\* or cutting\*)) or fgm or ((removal\* or alteration\* or excision\*) within 6 female genital\*) or pharaonic circumcision\* or sunna or clitoridectom\* or clitorectom\* or infibulat\* or reinfibulat\* or deinfibulat\*)))

**Database: POPLINE® (POPulation information onLINE)**

Search: Sari Ormstad

Date: 05.02.2009

Retrieval: 1566

Strategy:

POPLINE Advanced Search KEYWORDS:

FEMALE GENITAL CUTTING

**Database: Ovid PsycINFO 1967 to February Week 1 2009**

Search: Sari Ormstad

Date: 04.02.2009

Retrieval: 401

Strategy:

1. Circumcision/
2. ((female\$ or wom#n or girl\$1) adj3 (mutilation\$ or circumcis\$ or cutting\$)).tw.
3. "fgm/c".tw.
4. ((removal\$ or alteration\$ or excision\$) adj6 female genital\$).tw.
5. pharaonic circumcision\$.tw.
6. sunna.tw.
7. (clitoridectom\$ or clitorectom\$).tw.
8. (infibulat\$ or reinfibulat\$ or deinfibulat\$).tw.
9. or/1-8

**Database: CSA Illumina: Social Services Abstracts (1979-Current)**

Search: Sari Ormstad

Date: 04.02.2009

Retrieval: 40

Strategy:

((DE=("circumcision" or "genital mutilation")) or (TI=(((female\* or woman or women or girl or girls) within 3 (mutilation\* or circumcis\* or cutting\*)) or fgm or ((removal\* or alteration\* or excision\*) within 6 female genital\*) or pharaonic circumcision\* or sunna or clitoridectom\* or clitorectom\* or infibulat\* or reinfibulat\* or deinfibulat\*)) or (AB=(((female\* or woman or women or girl or girls) within 3

((mutilation\* or circumcis\* or cutting\*)) or fgm or ((removal\* or alteration\* or excision\*) within 6 female genital\*) or pharaonic circumcision\* or sunna or clitoridectom\* or clitorectom\* or infibulat\* or reinfibulat\* or deinfibulat\*))

**Database: CSA Illumina: Sociological Abstracts (1952-Current)**

Search: Sari Ormstad

Date: 04.02.2009

Retrieval: 325

Strategy:

((DE=(“circumcision” or “genital mutilation”)) or (TI=((female\* or woman or women or girl or girls) within 3 (mutilation\* or circumcis\* or cutting\*)) or fgm or ((removal\* or alteration\* or excision\*) within 6 female genital\*) or pharaonic circumcision\* or sunna or clitoridectom\* or clitorectom\* or infibulat\* or reinfibulat\* or deinfibulat\*)) or (AB=((female\* or woman or women or girl or girls) within 3 (mutilation\* or circumcis\* or cutting\*)) or fgm or ((removal\* or alteration\* or excision\*) within 6 female genital\*) or pharaonic circumcision\* or sunna or clitoridectom\* or clitorectom\* or infibulat\* or reinfibulat\* or deinfibulat\*))

**Database: WHO Library & Information Networks for Knowledge Database (WHOLIS)**

Search: Sari Ormstad

Date: 05.02.2009

Retrieval: 65

Strategy:

words or phrase “((female\$ or wom?n or girl or girls) near3 (mutilation\$ or circumcis\$ or cutting\$))”

OR

words or phrase ““fgm/c””

OR

words or phrase “((removal\$ or alteration\$ or excision\$) near6 (female adj genital\$))”

OR

words or phrase “(pharaonic adj circumcision\$)”

OR

words or phrase “sunna”

OR

words or phrase “(clitoridectom\$ or clitorectom\$)”

OR

words or phrase “(infibulat\$ or reinfibulat\$ or deinfibulat\$)”

We searched databases of six international organizations that are engaged in projects regarding FGM/C: the Centre for Development and Population Activities (CEDPA), Population Council, Population Reference Bureau (PRB), the United Nations Children's Fund (UNICEF), the United Nations Population Fund (UNFPA), and the World Health Organization (WHO).

**2. EXCLUDED STUDIES**

**Table A1: List of excluded studies**

Author	Description of study	Cause for exclusion of study
Asekun-Olarimoye (31)	Health education by health talks, pictures, and questions and answer sessions was given to residents above 10 years of age in Shao town,	The study did not have a comparison group

	Nigeria. Pre- and post-intervention data regarding attitudes to FGM/C was collected by a structured questionnaire.	
Bitong (70)		The publication does not report a study
Chege (30)	Implementation of Alternative rites to FGM/C was evaluated in three districts in Kenya (Thakara, Narouk, and Gucha). Quantitative data regarding FGM/C knowledge, attitudes, and behaviour was collected by a structured questionnaire.	The study did not have a comparison group
Diop (71)	Anti-FGM/C activities in Burkina Faso involving community leaders, religious and political leaders, the security forces, the judiciary, medical personnel, teachers, youth associations, women's associations, and journalists. Data was collected by interview.	The study did not have a comparison group
Diop (61)	The study reports long-term follow-up of a village empowerment programme (see (37)). Data regarding the overall impact of the programme was collected by interview.	Only qualitative data were reported
Nelson (72)	FGM/C abandonment programmes by community-level efforts in Mali and Ethiopia. Data regarding attitudes to FGM/C and intention to cut daughters was collected by interview.	The study did not have a comparison group
Spadacini (73)		The publication does not report a study

### 3. QUALITY ASSESSMENT

The outcome of the quality assessment for each included study is presented in Table A2.

**Table A2. Quality ratings by two independent reviewers using McMaster University, Effective Public Health Practice Project, Quality Assessment Tool for Quantitative Studies.**

Study	A. Selection bias	B. Study design	C. Confounders	D. Blinding	E. Data collection	F. Withdrawals and drop-outs	Final decision
Diop 1998	Moderate	Weak	Weak	Moderate	Weak	Strong	Weak
Mounir 2003	Strong	Weak	Strong	Moderate	Weak	Weak	Weak
Chege 2004	Strong	Weak	Weak	Moderate	Weak	Strong	Weak
Diop 2004	Strong	Weak	Strong	Moderate	Weak	Weak	Weak
Ouoba 2004	Moderate	Weak	Weak	Moderate	Weak	Moderate	Weak
Babalola 2006	Strong	Weak	Weak	Moderate	Weak	Moderate	Weak

We also used the Cochrane Collaboration's tool for assessing risk of bias (Table A3).

**Table A3: Cochrane Collaboration's tool for assessing risk of bias**

Domain	Description	Review authors' judgement
Sequence generation.	Describe the method used to generate the allocation sequence in sufficient detail to allow an assessment of whether it should produce comparable groups.	Was the allocation sequence adequately generated?
Allocation concealment.	Describe the method used to conceal the allocation sequence in sufficient detail to determine whether intervention allocations could have been foreseen in advance of, or during, enrolment.	Was allocation adequately concealed?
Blinding of participants, personnel and outcome assessors.	Describe all measures used, if any, to blind study participants and personnel from knowledge of which intervention a participant received. Provide any information relating to whether the intended blinding was effective.	Was knowledge of the allocated intervention adequately prevented during the study?
Incomplete outcome data.	Describe the completeness of outcome data for each main outcome, including attrition and exclusions from the analysis. State whether attrition and exclusions were reported, the numbers in each intervention	Were incomplete outcome data adequately addressed?

	group (compared with total randomized participants), reasons for attrition/exclusions where reported, and any re-inclusions in analyses performed by the review authors.	
Selective outcome reporting.	State how the possibility of selective outcome reporting was examined by the review authors, and what was found.	Are reports of the study free of suggestion of selective outcome reporting?
Other sources of bias.	State any important concerns about bias not addressed in the other domains in the tool.  If particular questions/entries were pre-specified in the review's protocol, responses should be provided for each question/entry.	Was the study apparently free of other problems that could put it at a high risk of bias?

**Table A4a: Risk of bias table for Diop, 1998**

Entry	Judgement	Description
Adequate sequence generation?	N/A	
Allocation concealment?	N/A	
Similarity of prognostic factors?	Unclear	It appears there were no differences between groups regarding religion, ethnicity, education. There was no information about providers' FGM status.
Blinding of outcome assessor?	Unclear	Quote: "Health care providers filled out an auto-evaluation form or were interviewed regarding their knowledge of FGM issues." (p 17 eng version). Comment: There is insufficient information about assessors to permit judgement.
Incomplete outcome data addressed?	Yes	4% loss to follow-up. Reasons for loss explained: "among those who had participated in the baseline study, four were not present during the follow-up study and could not be interviewed." (p 19 eng version).
Free of selective reporting?	No	Quote: "Some questions were not fully explored." (P 18 eng version). Hypothesis 1 regarding "more likely to oppose the practice" is not reported separately for intervention and comparison groups.
Free of other potential threats to validity?	No	Quote: "The fourteen study sites were chosen by regional directors in accordance with the policy of health service facilities in Mali." (p 22 eng version). "The health personnel in the six control sites were included for comparative purposes." (p 17 eng version). Comment: Non-randomized study design.

**Table A4b: Risk of bias table for Mounir, 2003**

Entry	Judgement	Description
Adequate sequence generation?	N/A	
Allocation concealment?	N/A	
Similarity of prognostic factors?	Unclear	Quote: "no significant differences in any of the demographic characteristics of the two groups." (p 445). Comment: While no significant differences are reported, education, religion, ethnicity, and prevalence of FGM/C are not specified for each group.
Blinding of outcome assessor?	Unclear	Quote: "Data were collected through a pre-designed self-administered questionnaire..." (p 438). Comment: There is insufficient information about assessors to permit judgement..
Incomplete outcome data addressed?	Yes	Quote: "The total sample size amounted 682 students out of 745 of whom knowledge and attitudes has been obtained preliminary (63 students refused to complete the study). Three hundred and fifty four students acted as the intervened group and three hundred and twenty eight constituted the control group." Comment: After baseline, 8.5% declined further participation. No reason is given for missing data and "refusal" is not reported per group.
Free of selective reporting?	No	Comparison between groups reported for knowledge but not for attitudes.
Free of other potential threats to validity?	No	Quote: "The two university hostels for female students were further split into intervention group (Ezbeth Saad hostel)... and control group was the residents of the



other hostel (El-Shatby hostel)." (p 437). Comment: Non-randomized study design.

**Table A4c: Risk of bias table for Chege, 2004**

Entry	Judgement	Description
Adequate sequence generation?	N/A	
Allocation concealment?	N/A	
Similarity of prognostic factors?	No	Ethiopia: Significant difference between groups regarding men's education (baseline and follow-up), it appears there were no differences regarding ethnicity and religion. Prevalence of FGM/C was 92% in intervention group and 90% in comparison group. Kenya: Significant difference between groups regarding education (baseline and follow-up), it appears there were no differences regarding ethnicity and religion. Prevalence of FGM/C was 100% in both groups.
Blinding of outcome assessor?	Unclear	Quote: "In-country researchers trained local research assistants on issues related to FGC, interviewing techniques, and using survey questionnaires. Seventeen refugee men and women were selected as interviewers in Kenya, and 26 local men and women were selected as interviewers in Ethiopia." (p 6). Comment: There is insufficient information about assessors to permit judgement.
Incomplete outcome data addressed?	Unclear	Judging from text and Table 1.1 (p 5), pretest and posttest samples (intervention and comparison groups) appear to be cross-sectional, and loss to follow-up cannot be calculated.
Free of selective reporting?	Yes	All outcomes stated in the Methods section are reported in the Results section.
Free of other potential threats to validity?	No	Quote: "Using a quasi-experimental design, the intervention sites were purposively selected to correspond to CARE project areas, and nearby sites were selected for comparison purposes." (p 4). Comment: Non-randomized study design. Comment: Judging from Table 1.1 (p 5), pretest and posttest samples (intervention and comparison groups) appear to be cross-sectional and independent. Quote: "The study design was contaminated in both Kenyan and Ethiopian sites due to population movements into and out of the intervention and comparison areas." (p 7). Comment: Risk of intervention spread to control groups. Only percentages not n are reported. Insufficient information for comparison with baseline n presented in Table 1.1.

**Table A4d: Risk of bias table for Diop, 2004**

Entry	Judgement	Description
Adequate sequence generation?	N/A	
Allocation concealment?	N/A	
Similarity of prognostic factors?	Yes	It appears there were no differences between the groups regarding education, religion, ethnicity, prevalence of FGM/C.
Blinding of outcome assessor?	Unclear	Quote: "A questionnaire administered to all women who agreed to take part in the survey..." (p 6). Comment: There is insufficient information about assessors to permit judgement.
Incomplete outcome data addressed?	Unclear	Quote: "The selection of households in the baseline and endline surveys was on a random basis and independent from each other." (p 5). Comment: Pretest and posttest samples (intervention and comparison groups) were cross-sectional, and loss to follow-up cannot be calculated. There were 15 more participants in the comparison group at follow-up than at baseline (Table 1 p 6).
Free of selective reporting?	Yes	The report included all expected outcomes based on the stated hypotheses.
Free of other potential threats to validity?	No	Quote: "The sampling technique used to select the 20 villages was based on the proportion of these criteria within the 90 villages selected by TOSTAN." (p 4). "The 20 villages were selected because they were far enough away from the intervention sites to avoid contamination, but similar enough to provide a valid comparison." (p 5). "Twenty other villages were selected to serve as the comparison group..." (p 5).

Comment: Non-randomized study design.  
 Quote: "The selection of households in the baseline and endline surveys was on a random basis and independent from each other." (p 5). Comment: Pretest and posttest samples (intervention and comparison groups) were cross-sectional and independent.

**Table A4e: Risk of bias table for Ouoba, 2004**

Entry	Judgement	Description
Adequate sequence generation?	N/A	
Allocation concealment?	N/A	
Similarity of prognostic factors?	No	There was a significant difference between the groups regarding religion (Tableau annexe 1 p 49 French version). There was no difference regarding prevalence of FGM/C (Tableau 16 p 36 French version). It appears there were no differences between the groups regarding education or ethnicity.
Blinding of outcome assessor?	Unclear	Quote: "As for the quantitative study, three types of questionnaires were used:..." (p 4 transl version). Comment: There is insufficient information about assessors to permit judgement.
Incomplete outcome data addressed?	Unclear	According to text and Tableau 4 (p 11 French version), pretest and posttest samples (intervention and comparison groups) appear to be cross-sectional, and loss to follow-up cannot be calculated. There were 18 more participants at follow-up than at baseline.
Free of selective reporting?	Yes	The report included all expected outcomes based on the stated hypotheses.
Free of other potential threats to validity?	No	Quote: "In the experimental area, the 23 villages were identified based on their membership in the health area and the participation of members from each village in the Management Committee for Peripheral Health Facilities.... In the comparison area, the 23 villages that made up the area D of LSC were all selected." (p 2 transl version). Comment: Non-randomized study design. According to text and Tableau 4 (p 11 French version), pretest and posttest samples (intervention and comparison groups) appear to be cross-sectional and independent.

**Table A4f: Risk of bias table for Babalola, 2006**

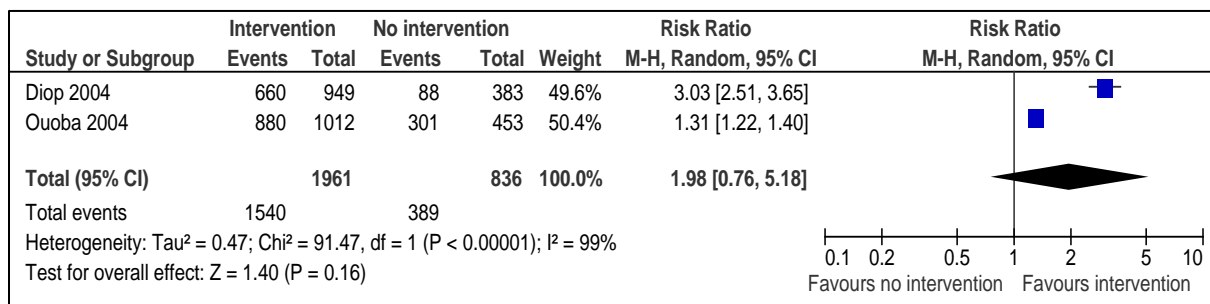
Entry	Judgement	Description
Adequate sequence generation?	N/A	
Allocation concealment?	N/A	
Similarity of prognostic factors?	No	Significant difference between groups regarding education (baseline), religion (follow-up) (Table 1 p 1596). Prevalence of FGM/C was 59% in intervention group and 76% in comparison group (p 1594). There was no information about ethnicity.
Blinding of outcome assessor?	Unclear	Quote: "...interview, using a structured questionnaire." "...appropriate training for interviewers..." (p 1596). Comment: There is insufficient information about assessors to permit judgement.
Incomplete outcome data addressed?	Unclear	Quote: "The surveys were cross-sectional but with comparable samples." (p 1596). Pretest and posttest samples (intervention and comparison groups) appear to be cross-sectional, and loss to follow-up cannot be calculated. There were 14 more participants at follow-up than at baseline (Table 1 p 1596).
Free of selective reporting?	Yes	All outcomes stated in the Methods section are reported in the Results section.
Free of other potential threats to validity?	No	Quote: "Three intervention LGA's (local government areas) in Enugu state and three comparative LGA's in Ebonyi state were selected to participate in the surveys." (p 1596). Comment: Non-randomized study design. Quote: "The surveys were cross-sectional but with comparable samples." (p 1596). Comment: Pretest and posttest samples (both intervention and comparison groups) appear to be cross-sectional and independent. According to Table 1 (p 1596) n=484 in intervention group at baseline and Table 2 (p 1597) n=414 in intervention group at baseline. The n=70 difference affects the baseline percentages and consequently may affect the comparison with follow-up data.

## 4. META-ANALYSES

### Knowledge of harmful consequences of FGM/C

No significant effect for ‘knowledge of harmful consequences of FGM/C’ was found (CI=0.76, 5.18). Further, considerable heterogeneity indicated by  $I^2$  ( $I^2=99\%$ ) shows inconsistency across studies (Figure A1).

Figure A1: Forest plot, knowledge of harmful consequences of FGM/C



### Intention not to cut daughter

The results of the meta-analysis for ‘intention not to cut daughter’ showed that the effect was non-significant for both men (CI=0.66, 3.12) (Figure A2) and women (CI=0.28, 6.83) (Figure A3). Further, substantial heterogeneity for both analyses shows inconsistency across studies.

Figure A2: Forest plot, intention not to cut daughter (men only)

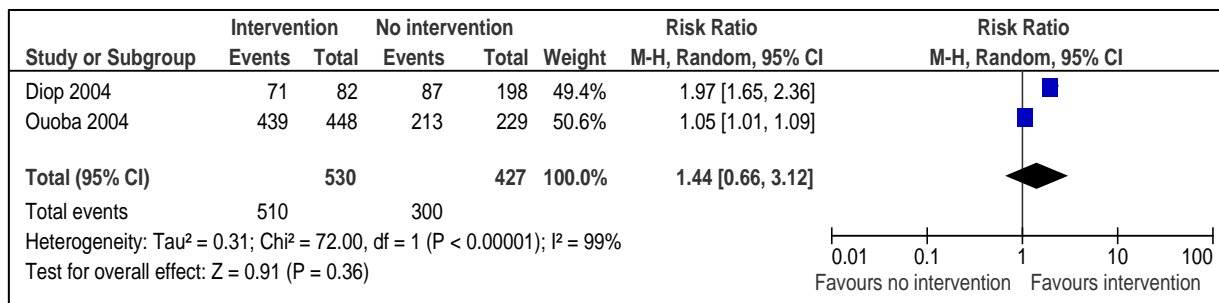
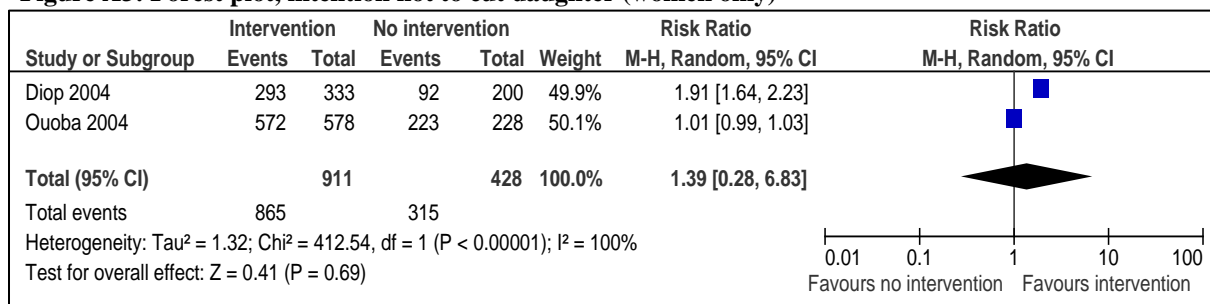


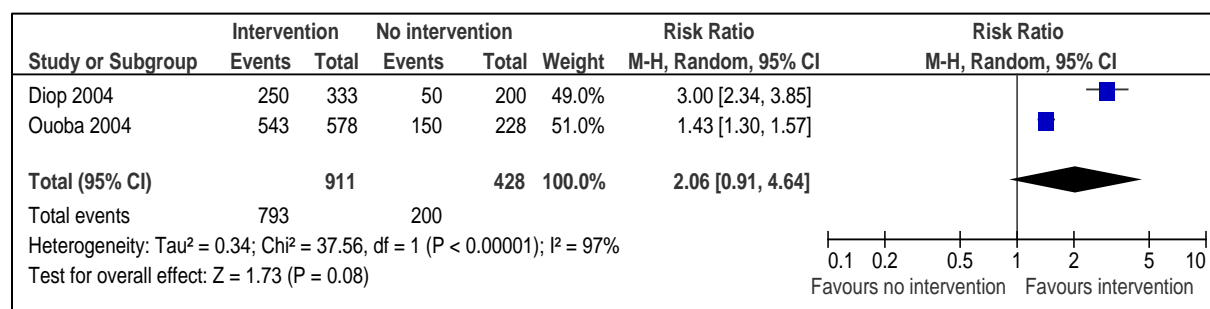
Figure A3: Forest plot, intention not to cut daughter (women only)



### Belief that FGM/C is against women’s rights

With respect to the result of the meta-analysis for ‘belief that FGM/C is against women’s rights’, the forest plot shows that it was not significant (Figure A4). Although the analysis approaches significance (CI=0.91, 4.64), there was considerable heterogeneity ( $I^2=97\%$ ).

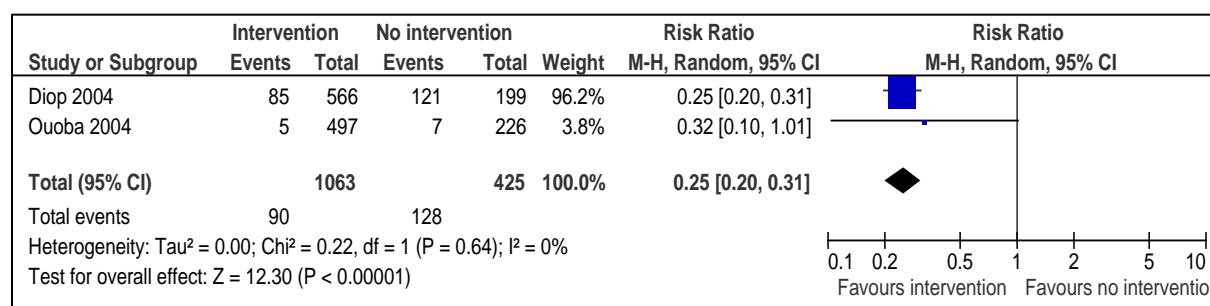
**Figure A4: Forest plot, belief that FGM/C is against women’s rights**



**Belief that FGM/C is necessary**

A significant effect for ‘belief that FGM/C is necessary’ was found (RR= 0.25; CI=0.20, 0.31) (Figure A5). The intervention had an effect on the number of people believing that FGM/C is a necessary procedure; the probability of intervention participants believing that FGM/C is a necessary procedure is one quarter that of non-intervention participants. However, because of the inequality in number of events in the two studies, one study (Diop04) assumes disproportionate weight (96.2%), causing uncertainty about the meta-analysis result.

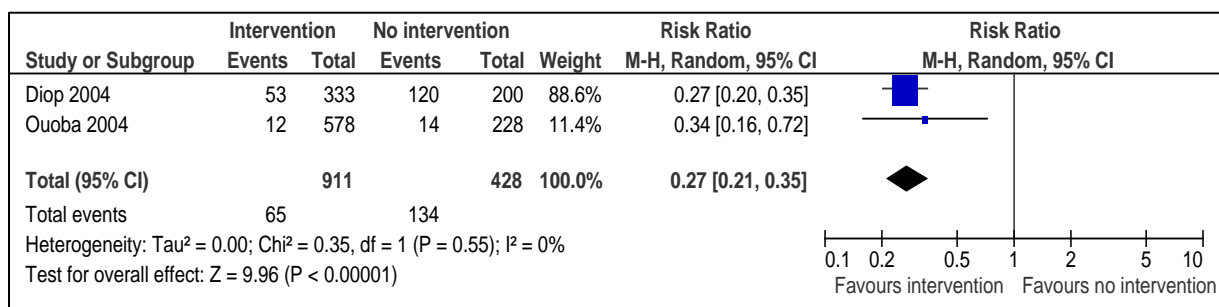
**Figure A5: Forest plot, belief that FGM/C is necessary**



**Approval of FGM/C (women only)**

As shown in the forest plot (Figure A6), a significant effect for ‘approval of FGM/C’ was found (RR=0.27; CI=0.21, 0.35). The probability that female community members who participated in the intervention personally approved of the practice was about a quarter that of female community members who did not receive the intervention. Again, however, while I<sup>2</sup> does not affect variability of the effect estimate, one study (Diop04) assumes disproportionate weight (88.6%) due to the higher number of events in that study.

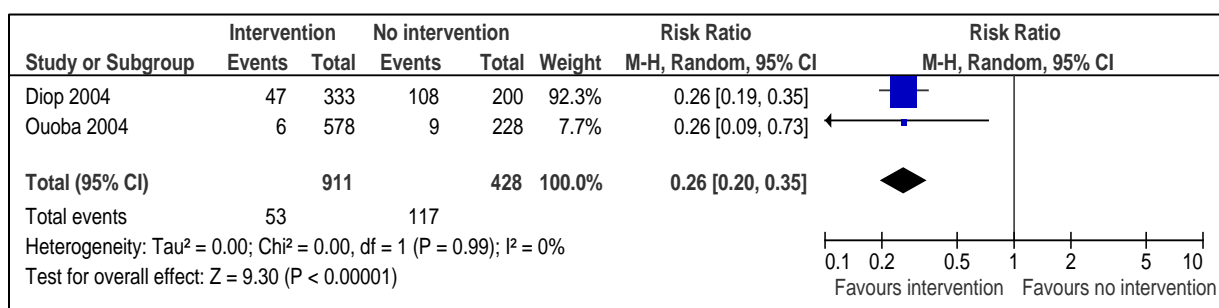
**Figure A6: Forest plot, approval of FGM/C (women only)**



### Perception that partner approves of FGM/C (women only)

A significant effect for ‘perception that partner approves of FGM/C’ was found (RR=0.26; CI=0.20, 0.35) (Figure A7). However, Diop and colleagues’ study (ref) assumes disproportionate weight (92.3%) due to the higher number of events in that study.

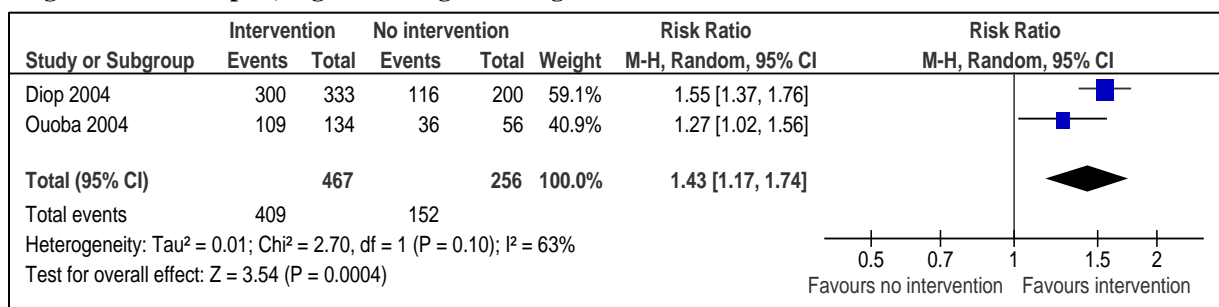
Figure A7: Forest plot, perception that partner approves of FGM/C (women only)



### Regrets having had daughter cut

As shown in the forest plot (Figure A8), the meta-analysis result for ‘regrets having had daughter cut’ was significant (RR=1.43; CI=1.17, 1.74). Community members who participated in the intervention were almost one and a half times more likely to report feelings of regret about having had their daughter subjected to FGM/C compared to community members who did not receive the intervention.

Figure A8: Forest plot, regrets having had daughter cut



### Prevalence of FGM/C

As shown in the forest plot (Figure A9), a significant effect for ‘prevalence of FGM/C’ among 0-10 year old girls was found (RR=0.77; CI=0.64, 0.92). Prevalence of FGM/C was about three quarters less likely in communities which participated in the intervention than in communities which did not receive the intervention.

However, due to the unequal number of events in the two studies, one study (Diop04) assumes most weight (95.0%).

**Figure A9: Forest plot, prevalence of FGM/C**

