



LAWRENCE
LIVERMORE
NATIONAL
LABORATORY

Mapping Diffuse Seismicity for Geothermal Reservoir Management with Matched Field Processing: Year 2 Report

D. C. Templeton, D. B. Harris, J. Wang

April 15, 2013

Disclaimer

This document was prepared as an account of work sponsored by an agency of the United States government. Neither the United States government nor Lawrence Livermore National Security, LLC, nor any of their employees makes any warranty, expressed or implied, or assumes any legal liability or responsibility for the accuracy, completeness, or usefulness of any information, apparatus, product, or process disclosed, or represents that its use would not infringe privately owned rights. Reference herein to any specific commercial product, process, or service by trade name, trademark, manufacturer, or otherwise does not necessarily constitute or imply its endorsement, recommendation, or favoring by the United States government or Lawrence Livermore National Security, LLC. The views and opinions of authors expressed herein do not necessarily state or reflect those of the United States government or Lawrence Livermore National Security, LLC, and shall not be used for advertising or product endorsement purposes.

This work performed under the auspices of the U.S. Department of Energy by Lawrence Livermore National Laboratory under Contract DE-AC52-07NA27344.

Mapping Diffuse Seismicity for Geothermal Reservoir Management with Matched Field Processing: Year 2 Report

Unclassified

September 30, 2011

Dennise C. Templeton, David B. Harris,
Jingbo Wang

Lawrence Livermore National
Laboratory is operated by Lawrence
Livermore National Security, LLC, for
the U.S. Department of Energy, National
Nuclear Security Administration under
Contract DE-AC52-07NA27344.



Disclaimer

This document was prepared as an account of work sponsored by an agency of the United States government. Neither the United States government nor Lawrence Livermore National Security, LLC, nor any of their employees makes any warranty, expressed or implied, or assumes any legal liability or responsibility for the accuracy, completeness, or usefulness of any information, apparatus, product, or process disclosed, or represents that its use would not infringe privately owned rights. Reference herein to any specific commercial product, process, or service by trade name, trademark, manufacturer, or otherwise does not necessarily constitute or imply its endorsement, recommendation, or favoring by the United States government or Lawrence Livermore National Security, LLC. The views and opinions of authors expressed herein do not necessarily state or reflect those of the United States government or Lawrence Livermore National Security, LLC, and shall not be used for advertising or product endorsement purposes.

Table of Contents

1	Summary	4
2	Introduction.....	5
2.1	Established Earthquake Detection Techniques	5
2.2	MFP Earthquake Detection	5
3	Test Case: Salton Sea Geothermal Field	6
3.1	Geology and Tectonics.....	6
3.2	Seismic Array Network and Data	6
3.3	Original Earthquake Location Catalog.....	7
3.4	Creation of Master Matching Templates.....	9
3.5	Application of MFP Methodology to the Continuous Seismic Data	10
3.6	MFP Results	11
3.6.1	Comparison of different frequency bands	11
3.6.2	Comparison of different threshold levels.....	11
3.6.3	Detection of new events	11
3.6.4	Magnitude of new events	13
3.7	Conclusions	14
4	Salton Sea Geothermal Field Coulomb Stress Investigation	15
4.1	Static Stress Change Analysis and Results	15
5	Acknowledgements	19
6	References.....	19
	Table of Master Events.....	21
	List of New Events Identified In This Study.....	27

1 Summary

Detecting and locating seismic events in managed underground geothermal reservoirs can become increasingly difficult during certain reservoir management operations. For example, during fluid injection procedures, large numbers of microearthquakes frequently occur during a relatively short amount of time. On seismic records, these events can overlap or have poor signal-to-noise ratios (SNR). This can obscure the onset of smaller signals and complicate the picking of seismic phases needed for earthquake location algorithms. To accurately illuminate the active areas of the underground reservoir through time however, a complete earthquake catalog down to very small magnitudes is necessary.

To aid in the seismic characterization of reservoir fracture networks, we propose to complement traditional earthquake detection and location techniques with the empirical matched field processing (MFP) method. The principle of the empirical MFP method is to calculate propagation from source to receivers for pre-existing events, also called master templates. Then MFP matches the spatial structure of incoming seismicity observed by a network of sensors to master templates keyed to potential event locations.

We demonstrate that empirical MFP can complement existing catalogs and techniques by using archived seismic information to increase earthquake catalog completeness. We identify and construct representative master templates using the Southern California Earthquake Data Center (SCEDC) earthquake catalog and archived waveform data of events originating within the Salton Sea Geothermal Field (SSGF). We identify 231 master events that have good quality seismic records at four or more seismic stations. We apply the empirical MFP method to continuous seismic data collected at the SSGF between November 2009 and December 2010. The MFP method successfully identified 5357 local events, while the original catalog only reported 1536 events. This increase in the number of events allows us to better determine the active fractures of the geothermal reservoir.

We model the Coulomb stress change due to events between $M2 - M3.5$ that occurred during the January 2010 seismic swarm. Our results show a good correlation between regions of increased Coulomb stress change due to double-couple shear events on faults and the locations of subsequent microseismicity. In addition, we investigate the lower event detection magnitude threshold of our surface network using the MFP method. It clearly shows the event detection threshold is extended to include many smaller earthquakes with magnitudes down to $M0.0$. Therefore, we believe that the empirical MFP method, when combined with conventional methods, significantly improves network detection capabilities.

2 Introduction

2.1 Established Earthquake Detection Techniques

Conventional earthquake detection algorithms typically employ short-term average – long-term average (STA/LTA) triggers to detect microearthquakes on seismic recorders (Ambuter and Solomon, 1974). These techniques require accurate picking of individual seismic phase onsets across a network of sensors and work best on seismic records containing a single well-recorded event with high signal-to-noise ratio. Seismic phase picking, however, can become difficult or impossible on seismic records containing large numbers of overlapping events or events with poor signal-to-noise ratios. In such cases as these, may events may either be missed entirely or if they are detected, they may be unable to be located with any certainty.

Advanced earthquake detection techniques include the use of correlation detectors to identify events (such as Gibbons and Ringdal, 2006; Gibbons et al., 2007). These define spatial-temporal waveform templates and screen the continuous data stream to detect events that correlate with these templates. The matched filter technique using the waveform cross-correlation mechanism is also widely applied to detect weak tremor signals (Shelly et. al. 2006) and aftershocks (Peng and Zhao, 2009; Harris and Dodge, 2011). Cross-correlation techniques such as these obviate loss of coherence across an aperture by calibrating simultaneously the temporal and spatial structure of signals from specific repeating sources. However, the applicability of correlation methods is limited by variations in source characteristics (time history, mechanism and physical dimension), which change the observed waveform (Harris and Kvaerna, 2010).

2.2 MFP Earthquake Detection

Our MFP technique differs from the established earthquake detection techniques and is an adaptation of a signal processing technique originally developed to locate continuous underwater acoustic sources [Bucker 1976; Baggeroer *et al.* 1993]. We calculate the wavefield structure across an array by estimating the structure directly from field calibration data, i.e., previously observed seismic events. Then we steer the array explicitly in the frequency domain using the complex phase and amplitude factors obtained from the field data (Harris and Kvaerna, 2010). We refer to this strategy as empirical MFP, in which the master templates created from the seismograms of previously detected micro-earthquakes contain contributions from direct and scattered seismic energy.

Empirical MFP largely eliminates the sensitivity of (correlation) matching operations to source time history variations by processing the observed data stream in a large number of narrow frequency bands. This makes MFP sensitive to the spatial structure of the signal at the observing aperture (controlled by mechanism and propagation), but not the temporal structure (controlled, in part, by source time history). In this way MFP can identify previously undiscovered events even if they bear little resemblance to the master event in the time domain.

The sensor data are decomposed into a collection of complex-analytic, narrowband components with an efficient filterbank algorithm [Portnoff, 1980]. Beamforming is performed within each narrow band by weighting the complex-analytic sensor traces with complex scale factors and summing the weighted traces over the receiving aperture. We determine the wideband detection statistic by computing the squared magnitude of each narrowband beam to form envelopes proportional to beam power, then summing the resulting power traces over all bands.

For any particular band, the vector of complex weights is obtained as the principal eigenvector of a narrowband covariance matrix estimated from a master event. The principal eigenvector essentially calibrates the collection of Fourier transforms (evaluated at the band center frequency) of Greens functions governing propagation from the location of the master event(s) to the observing sensors. For the complex weighting operation on the complex-analytic, narrowband traces to approximate a time delay, the width of the narrow bands must be small: the reciprocal of the bandwidth (a time quantity) must be large compared to the largest propagation delay across the observing aperture. A consequence of this requirement is that bandwidths on the order of 0.1 Hz or less are required for processing data from local networks with an aperture on the order of several kilometers. This requirement limits the temporal resolution of the method and thus origin time estimates are poorly resolved.

3 Test Case: Salton Sea Geothermal Field

3.1 Geology and Tectonics

The Salton Sea geothermal field (SSGF) is a liquid-dominated geothermal system located in Southern California at the southern end of the Salton Sea. A portion of the SSGF is situated within the Brawley Seismic Zone, which extends across the Salton Sea to connect with the San Andreas Fault to the north and the Imperial Fault to the south [Fuis and Mooney, 1990]. This zone is the most northerly of a series of spreading centers extending down into the Gulf of California that can be associated with the East Pacific Rise [Fuis et al., 1984]. These extensional tectonic areas allow magmatic intrusions into the crust, providing heat sources that drive the observed geothermal activity.

3.2 Seismic Array Network and Data

A local surface seismic monitoring network (the EN network) monitors SSGF seismic activity. The EN network is composed of eight three-component seismic stations (Figure 1). The stations are instrumented with 4.5 Hz L15B three-component geophones with Quanterra Q330 dataloggers. The sample rate of the continuous data is 100 samples per second (SPS). Since January 2008, continuous data from this network has been archived and freely available at the Southern California Earthquake Data Center (SCEDC).

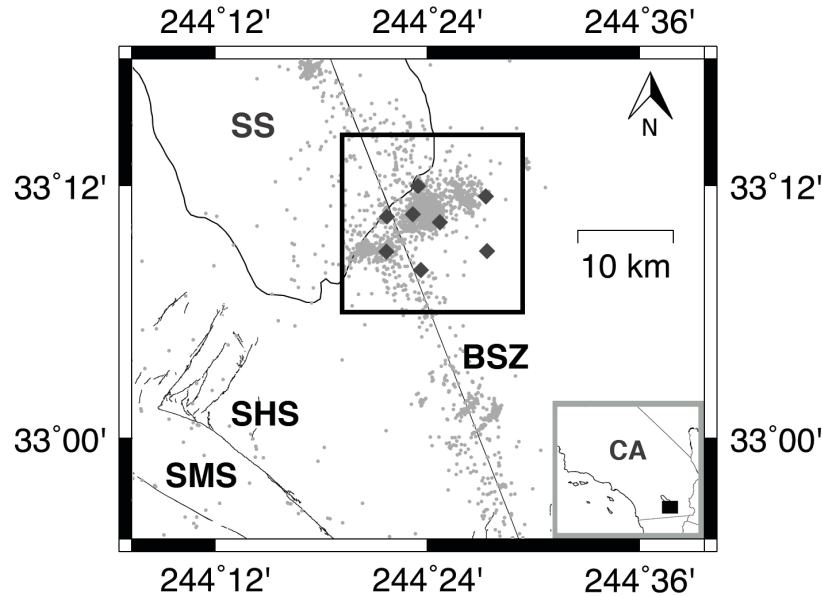


Figure 1. Map showing study area indicated by a grey box, EN network seismic stations indicated by dark grey diamonds, major faults indicated by grey lines and background seismicity indicated by grey dots. Inset map shows the location of the study area in Southern California. SS = Salton Sea, BSZ = Brawley Seismic Zone SHS = Superstition Hill segment, SMS = Superstition Mountains segment, CA = California.

For the event locations, we have both the original solutions from the SCEDC catalog and the waveform cross-correlation relocation results of Hauksson et al. [2012]. As the catalog of Hauksson et al. [2012] provides a better relative location of the events, we plot all events using the locations from the Hauksson et al. [2012] catalog. The continuous seismic data is obtained from all available stations in the EN network from the SCEDC database.

3.3 Original Earthquake Location Catalog

The time period of this test case spanned between November 2009 and December 2010. The original SCEDC earthquake catalog identified 1536 events occurring in the SSGF during this time frame (Figure 2). The data during this time period includes microearthquake information from two large seismic swarms occurring in November 2009 and January 2010.

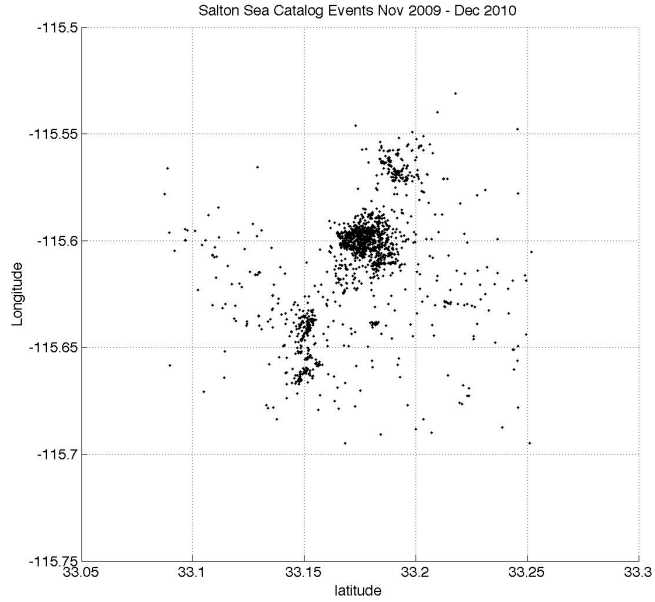


Figure 2. Map view of Salton Sea original catalog events between November 2009 and December 2010 plotted as black dots.

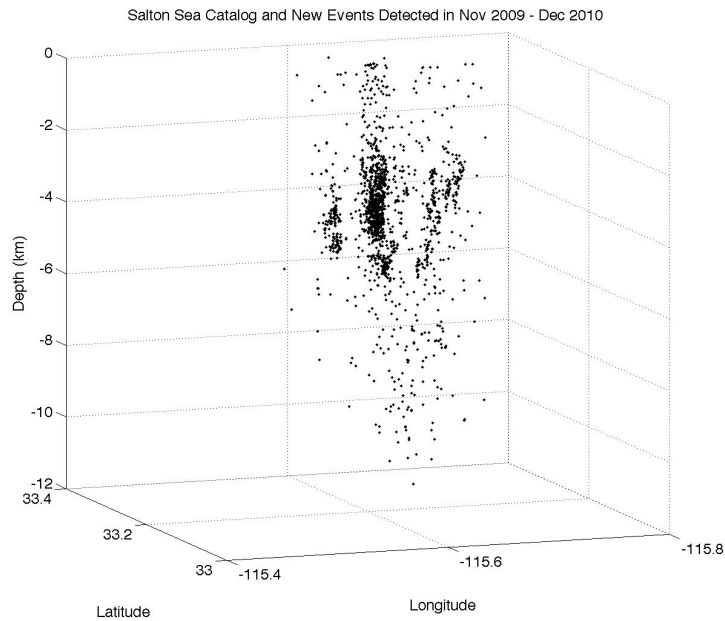


Figure 3. Depth view of Salton Sea original catalog events between November 2009 and December 2010 plotted as black dots.

3.4 Creation of Master Matching Templates

We successfully created 231 master templates. Master templates are created from master events. The master events are selected based on two criteria. First, calibration events cannot be superimposed on other events on the seismic record. Second, waveforms of master events must also have high signal-to-noise ratios (SNR), especially in the lower frequency ranges, on at least four three-component seismic stations. No other selection criteria based on magnitude, mechanism or location is taken into consideration. Using these criteria, we investigated all catalog events occurring between 2008 and 2010 within 10 km of the station HAT for suitability as master events. We identify 231 events out of the original 2977 catalog events that occurred during this time frame that can be employed as master events (Appendix A). The distribution of master events relative to the entire 3-year catalog is shown in Figure 4.

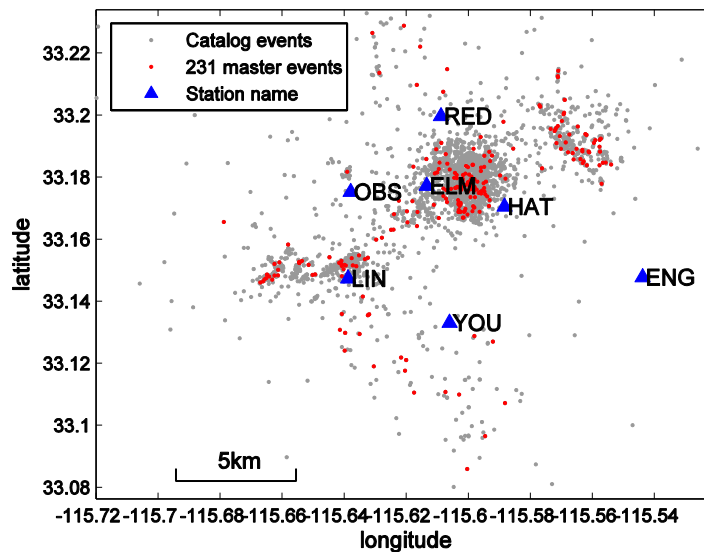


Figure 4. Map view of study area with EN seismic network indicated by blue triangles with station names. The grey dots are catalog events from SCEDC during three years from 2008 to 2010. The master templates are marked in red.

Figure 5 shows an example master event in the time and frequency domain. In general, the background noise is incoherent across the 70 sec time window. However, station LIN displays a higher background noise level in the lower frequencies than the other stations. This was consistently true over all three years. As such, we removed station LIN from the processing due to its poor quality of recording. The other stations did not consistently display high background noise energy.

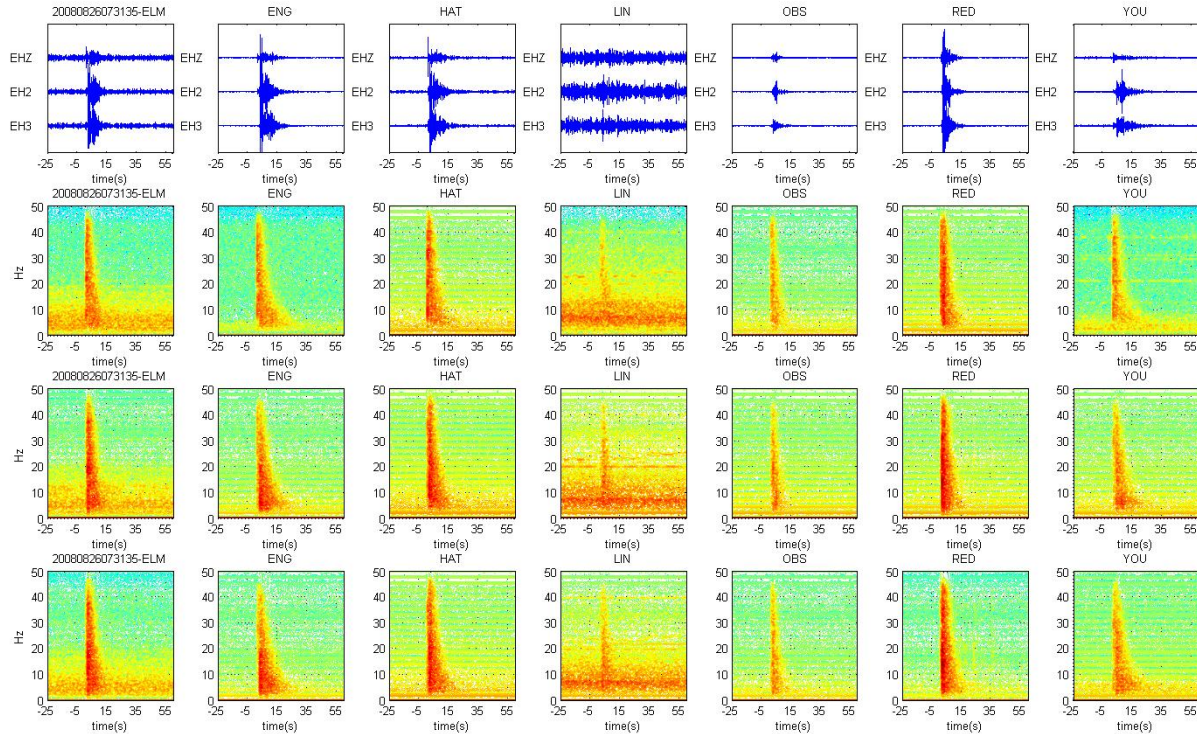


Figure 5. Example of a master event with origin time at August 26, 2008 07:31:35. The first row shows a plot of the waveform in the time domain. The station names are across top of each plot. The second, third and fourth rows show spectrograms of the EHZ, EH2 and EH3 components between 0 – 50 Hz, respectively.

3.5 Application of MFP Methodology to the Continuous Seismic Data

For the SSGF test case, the empirical MFP code compared master templates to the continuous data using a 21-sec sliding window that stepped forward at 1-second intervals. We investigated three different frequency bands: 2 – 8 Hz, 4 – 10 Hz, and 6 – 12 Hz to determine the best frequency band on which to apply empirical MFP.

Additionally, we augmented the basic detection algorithm to 1) remove triggers due to noise bursts and 2) large events outside of the study area. The first algorithm verifies that at least half of the observed components in the proposed detection contain signal energy in the 30 – 40 Hz range. This range was chosen since many proposed detections were being matched to relatively minor low frequency background noise also present in the master events.

The necessity of the second verification step became obvious after the nearby 4 April 2010 Mw 7.2 El Mayor-Cucapah earthquake occurred. Many large aftershocks followed which were extremely well recorded across the EN seismic network over all frequencies. We speculate that the MFP algorithm was triggering on these events through a sidelobe of the aperture response function (analogous to the array response function for conventional beamforming). By looking at

the data, it was obvious that these were not local events. We automatically excluded these larger known regional events by comparing potential detection origin times with the regional earthquake catalog.

3.6 MFP Results

3.6.1 Comparison of different frequency bands

A comparison between the number of real events and the number of initial detections that were subsequently removed after the spectrogram check for each of the three different frequency bands investigated shows that more real events are identified at the higher frequency ranges, however the number of potential detections that were ultimately removed increased significantly as well. The extra events identified at the higher frequency ranges tended to be extremely weak events or correlations with noise. Based on these results, we recommend the use of the 4 – 10 Hz frequency range for applications to the SSGF since this band detected a reasonably large number of events and balanced it with a reasonable number of events that were subsequently excluded during verification.

We believe that many of the matched field templates are corrupted by sinusoidal noise from rotating machinery in the geothermal field, or spatially structured wideband noise. We have observed that sinusoidal components in the wavefield cause an elevated detection statistic, as it is apparent that machinery (possibly pumps) turning on and off lead to sudden changes on the background detection statistic. In designing our MFP algorithm, we have assumed that the background noise is spatially white. Future research should be directed to dealing with a spatially structured noise environment.

3.6.2 Comparison of different threshold levels

We also select the optimal threshold level, which determines the strength of the detections found by the MFP method. We investigate thresholds ranging from 3 to 10. For example, a value of 3 indicates that the threshold level is set to 3 times of the average detection statistic averaged over a day.

3.6.3 Detection of new events

Comparing frequencies between 4 – 10 Hz and setting a threshold level of 3, we compared 231 master templates to the continuous data stream and identified 5357 local events (Figure 6 and Appendix B). The *Hauksson et al.* [2012] catalog reported 1536 events.

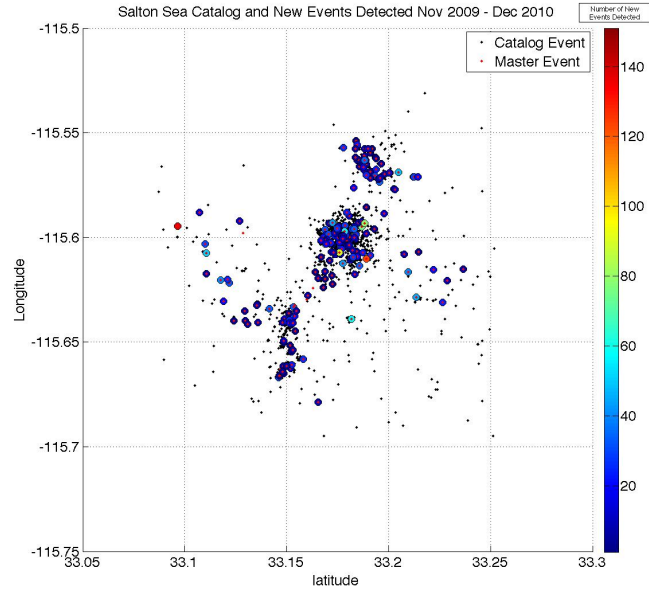


Figure 6. Plot in map view showing original catalog events as dots and the locations of the newly detected events as circles. The circles are color coded to indicate the number of new events the master event detected. Catalog events that were also designated as a master event, are plotted as a red dots.

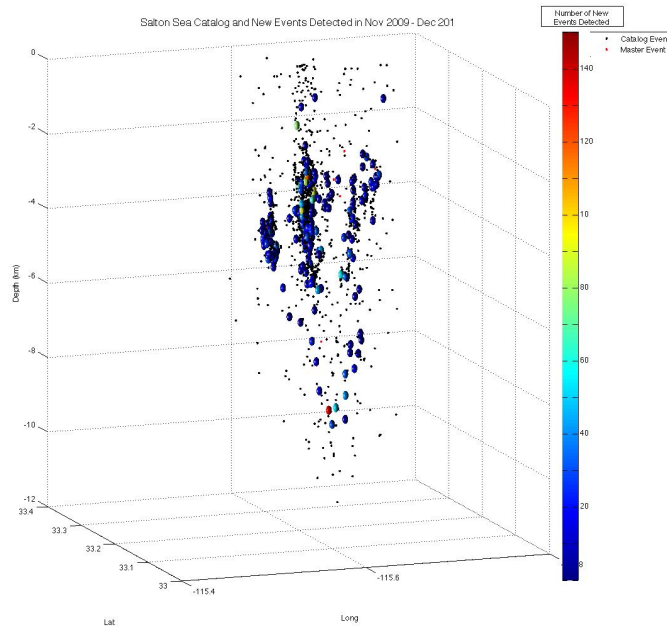


Figure 7. Plot in depth view showing original catalog events as dots and the locations of the newly detected events as circles. Notice that the three linear swarm regions in the shallower depths appear to have tails that come together to a single plane at deeper depths.

Our method found 1235 of the 1536 catalog events reported in the *Hauksson et al.* [2012] catalog during the 14-month investigation period. There are 19.6% catalog events still missing. This is likely due to a lack of full coverage by master templates in the seismogenic region. Events in regions with no nearby master templates can be missed using the empirical MFP method. However, as more data become available with time, we can expect the coverage to improve. A list of the newly detected events can be found in Appendix B.

3.6.4 Magnitude of new events

We also investigated the magnitude of the new events in our study. Firstly, we define the SNR of the signal using

$$SNR = \frac{\text{Amplitude of signal} - \text{Amplitude of noise}}{\text{Amplitude of noise}}$$

We obtain the amplitude of the signal by stacking the P wave energy over all available vertical components. We determine the amplitude of noise by averaging the absolute value over 2-second window right before the event origin time. In Figure 8, a regression line was drawn to obtain the empirical relationship in our region between the magnitude and $\log_{10}(\text{SNR})$ of the catalog events. The newly detected events not reported by the *Hauksson et al.* [2012] catalog, are plotted along the regression line to obtain an estimated magnitude based on the above empirical relationship.

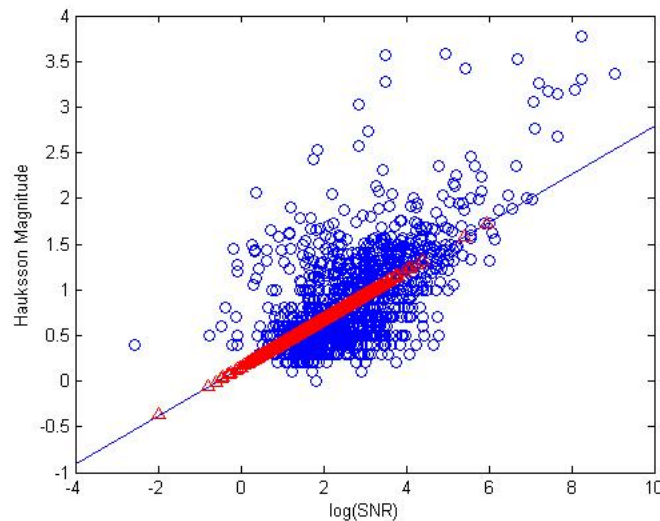


Figure 8. Regression relationship between the magnitude and $\log_{10}(\text{SNR})$. The blue dots are the catalog events. The new events are plotted in red along the regression line.

A histogram of events detected by both the *Hauksson et al.* [2012] catalog and the MFP method is plotted in Figure 9. The new events detected only by the MFP method are plotted in red and the catalog events are in blue. It is clear that the MFP method greatly increases the catalog completeness of the smaller magnitude events.

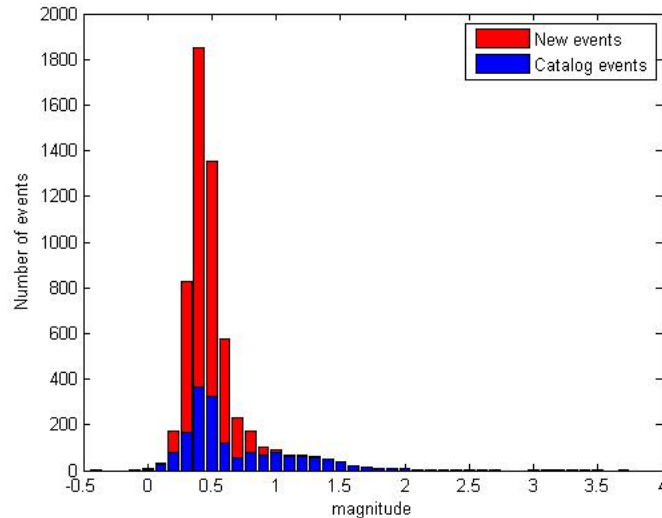


Figure 9. Histogram of the number of events versus the magnitude of the events. The red bars are events detected by the MFP method only. The blue bars are events detected by both MFP and the catalog.

3.7 Conclusions

MFP with empirically calibrated master templates is able to detect more events than can be detected using conventional techniques. Our test on the continuous data during November 2009 and December 2010 demonstrates the detection capability using the empirical MFP method. There are 5357 events detected in total by the new MFP method, while the catalog reports only 1536 events. A higher frequency band tends to find more weak events but at a higher false alarm rate. Consequently, we sought a suitable tradeoff between the number of real events and the number of false alarm by selecting 4-10 Hz and a threshold of 3 in this case study. These values may change in a different test location since they are dependent in part to the local noise structure. We believe that our method demonstrates that empirical MFP is a powerful tool to aid in the identification of more seismic events than those that can be identified and located using conventional event detection methods.

4 Salton Sea Geothermal Field Coulomb Stress Investigation

4.1 Static Stress Change Analysis and Results

We calculate the static stress changes caused by the displacement of small faults using Coulomb3 [Lin *et al.* 2004; Toda *et al.* 2005]. Coulomb3 can calculate static displacements, strains, and stresses at any depth caused by fault slip, magmatic intrusion or dike expansion/contraction. We use the focal mechanism catalog of Yang *et al.* [2012] as input. We focus on the largest 6 events with M2 or greater occurring during the January 15, 2010 swarm to investigate the influence of these events on the overall sequence (Figures 8 – 12). We also calculate the Coulomb stress change due to those ruptured faults and overlay the background seismicity between November 2009 and January 2010 in this region. We determined that most of the earthquakes occurred in the increased Coulomb stress regions caused by shear slip associated with the largest events.

2010	1	15	2	1	34.07	10526869	33.17417	-115.599	3.91	3.05	322	88	142	27	39	15	0.14	32	0 B
2010	1	15	2	3	14.54	10526893	33.17484	-115.594	4.39	2.25	318	77	-153	41	37	14	0.11	2	2 C
2010	1	15	2	12	56.49	10526957	33.17633	-115.597	3.78	3.42	163	76	-123	32	35	29	0.03	38	0 D
2010	1	15	2	13	51.71	10526965	33.1725	-115.599	3.9	3.52	162	86	-124	21	26	20	0.21	15	1 A
2010	1	15	11	27	48.1	10528285	33.17817	-115.601	4.45	2.04	201	76	-96	23	22	23	0.24	25	1 A
2010	1	15	20	47	26.26	10529109	33.177	-115.597	3.72	2.03	334	90	159	24	27	20	0.16	20	1 B

Table 1. Focal mechanism catalog information used in the Coulomb stress modeling by Yang *et al.* [2012]. The catalog format is in the order of: year, month, day, hour, minute and seconds, event ID, latitude and longitude, depth(km), magnitude, strike, dip, rake, fault plane uncertainty, number of P wave first motions, misfit of first motions, number of S/P amplitude ratios, average \log_{10} (S/P amplitude ratio) misfit and quality of focal mechanism.

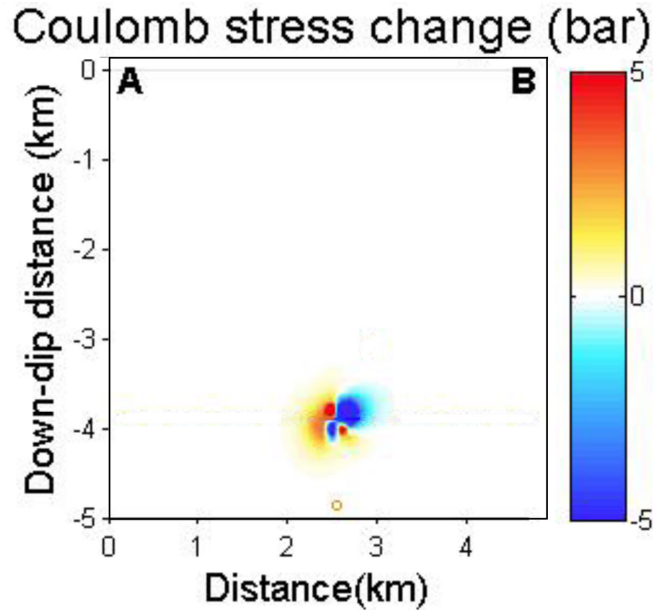


Figure 10. Cross section view of Coulomb stress change caused by the first event. The orange circle indicates the location of the next large event in the sequence. This shows that the first event should have been too small to influence the nucleation region of the next large event in the sequence.

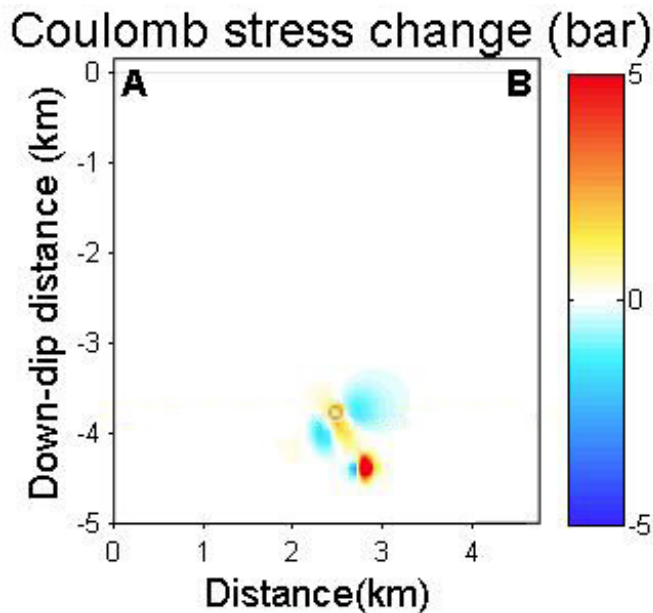


Figure 11. Cross section view of Coulomb stress changes caused by the first two events. The orange circle indicates the location of the next large event in the sequence. This plot shows that the next event did occur in a region of increased Coulomb stress.

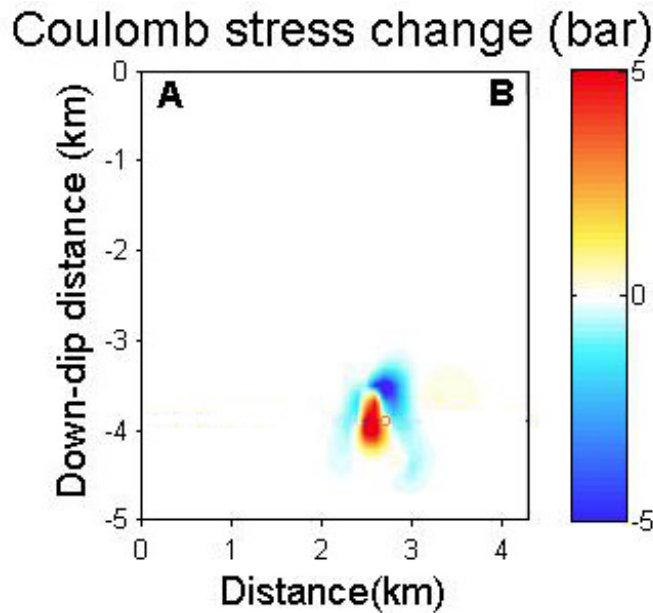


Figure 12. Cross section view of Coulomb stress changes caused by the first three events. The orange circle indicates the location of the next large event in the sequence. This plot shows that the next event did occur in a region of slightly increased Coulomb stress.

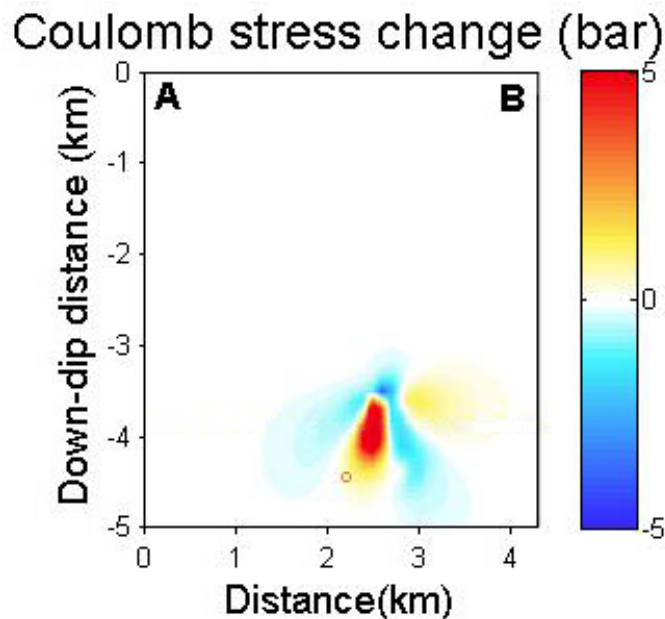


Figure 13. Cross section view of Coulomb stress changes caused by the first four events. The orange circle indicates the location of the next large event in the sequence. This plot shows that the next event did occur in a region of increased Coulomb stress.

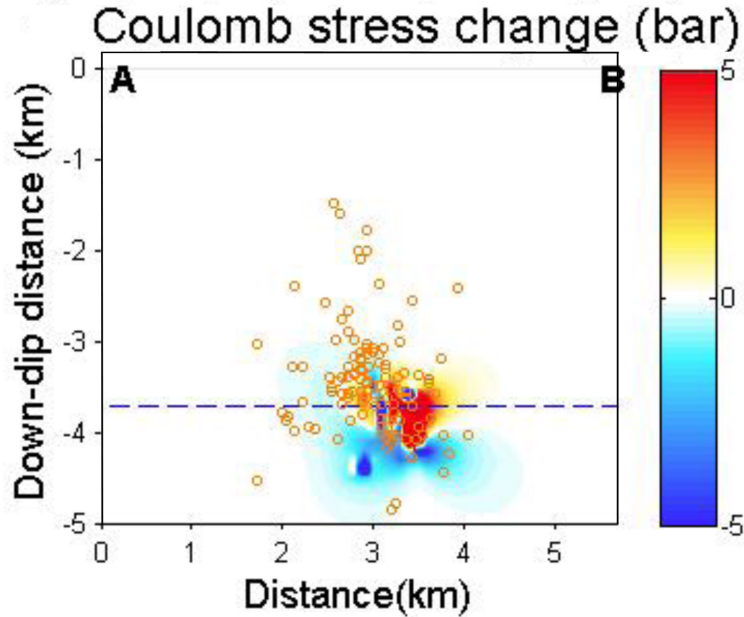


Figure 14. Cross section view of Coulomb stress changes caused by the largest six events with background seismicity as orange circles. The majority of the events occur in regions of increased Coulomb stress change, however this is somewhat difficult to view in 2D. See Figure 15 for a clearer plot covering a smaller time interval.

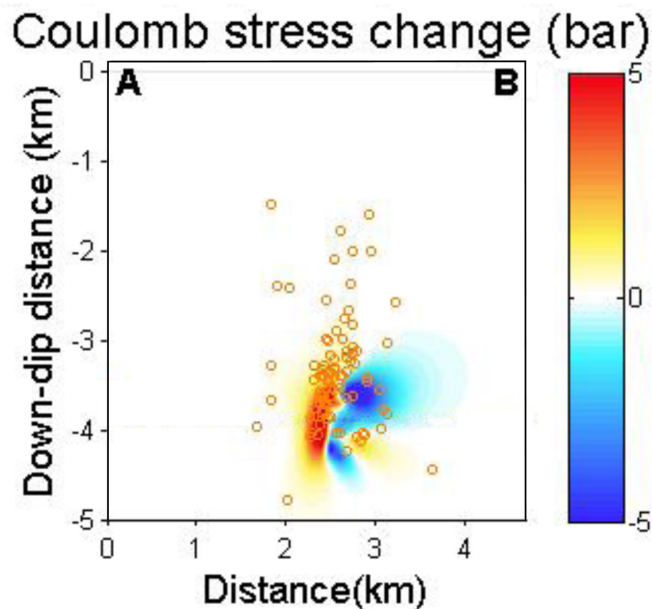


Figure 15. Cross section view of Coulomb stress changes caused by the middle three largest events with background seismicity during the same time period. The majority of the events occur in regions of increased Coulomb stress change.

5 Acknowledgements

The facilities of the Southern California Earthquake Data Center (SCEDC), and the Southern California Seismic Network (SCSN), were used for access to waveforms, parametric data, and metadata required in this study.

The SCEDC and SCSN are funded through U.S. Geological Survey Grant G10AP00091, and the SCEDC, which is funded by NSF Cooperative Agreement EAR-0529922 and USGS Cooperative Agreement 07HQAG0008.

6 References

- Ambuter, B.P., and Solomon, S.C., 1974. An event-recording system for monitoring small earthquakes, *Bull. Seismol. Soc. Am.*, 64, 1181 – 1188.
- Baggeroer, A.B., Kuperman, W.A. & Mikhalevsky, P.N., 1993. An overview of matched field methods in ocean acoustics, *IEEE Journal of Oceanic Engineering*, 18(4), 401–424.
- Bucker, H.P., 1976. Use of calculated sound fields and matched field detection to locate sound sources in shallow water, *Journal of the Acoustical Society of America*, 59(2), 368–373.
- Fuis, G. S., and Mooney, W. D., 1990. Lithospheric structure of California along the San Andreas fault system, from seismic and other data, in Wallace, R. E., edit., *The San Andreas Fault System: USGS Prof. Paper 1515*, 207 – 236.
- Fuis, G. S., Mooney, W. D., Healy, J. H., McMechan, G. A., and Lutter, W. J., 1984. A seismic refraction survey of the Imperial Valley region, California, *J. Geophys. Res.*, 89, 1165 – 1189.
- Gibbons, S.J. & Ringdal, F., 2006. The detection of low magnitude seismic events using array-based waveform correlation, *Geophysical Journal International*. 165, 149–166.
- Gibbons, J. S., M. B. Sørensen, D. B. Harris, and F. Ringdal. (2007), The detection and location of low magnitude earthquakes in northern Norway using multi-channel waveform correlation at regional distances, *Physics of The Earth and Planetary Interiors*, v. **160**, no. 3-4, 285-309.
- Harris, D. B., and T. Kvaerna, (2010), Superresolution with seismic arrays using empirical matched field processing, *Geophysical Journal International*, **182**, 1455-1477.

- Harris, D. B. and D. A. Dodge (2011), An autonomous system for grouping events in a developing aftershock sequence, *Bulletin of the Seismological Society of America*, **101**(1), pp. 763-774.
- Hauksson, E. and W. Yang, and P.M. Shearer, "Waveform Relocated Earthquake Catalog for Southern California (1981 to 2011)"; *Bull. Seismol. Soc. Am.*, Vol. 102, No. 5, pp.2239-2244, October 2012, doi: 10.1785/0120120010.
- Lin, G., P. M. Shearer, and E. Hauksson (2007), Applying a three-dimensional velocity model, waveform cross correlation, and cluster analysis to locate southern California seismicity from 1981 to 2005, *J. Geophys. Res.*, 112, B12309, doi: 10.1029/2007JB004986.
- Lin, J., and R.S. Stein, Stress triggering in thrust and subduction earthquakes, and stress interaction between the southern San Andreas and nearby thrust and strike-slip faults, *J. Geophys. Res.*, 109, B02303, doi:10.1029/2003JB002607, 2004.
- Peng, Z., and P. Zhao. (2009), Migration of the Parkfield early aftershock sequence, *Nature Geoscience*, doi: 10.1038/ngeo697.
- Portnoff, M. R. (1980), Time-frequency representation of digital signals and systems based on short-time Fourier analysis, *IEEE Trans. on Acoustics, Speech and Signal Processing*, ASSP-**28**(1), 55-69.
- Shelly, D. R., G. C. Beroza, S. Ide, and S. Nakamura (2006), Low-frequency earthquakes in Shikoku, Japan and their relationship to episodic tremor and slip, *Nature*, 442, 188-191.
- Toda, S., R. S. Stein, K. Richards-Dinger and S. Bozkurt (2005), Forecasting the evolution of seismicity in southern California: Animations built on earthquake stress transfer, *J. Geophys. Res.*, B05S16, doi:10.1029/2004JB003415.

Appendix A

Table of Master Events

Date	Time	Magnitude	Latitude	Longitude	Depth	EID
2008/01/21	03:29:28.43	1.30	33.147	-115.623	7.9	14343948
2008/01/23	18:15:57.18	2.44	33.178	-115.626	1.3	14344336
2008/01/23	20:46:08.50	2.17	33.176	-115.620	1.6	14344368
2008/01/23	21:43:09.04	1.44	33.170	-115.626	0.6	14344388
2008/03/13	12:46:33.68	2.53	33.149	-115.640	3.5	10312161
2008/03/15	11:54:09.55	1.23	33.165	-115.623	7.0	10312441
2008/03/16	08:19:22.43	1.38	33.181	-115.629	4.0	10312637
2008/03/17	17:09:37.31	1.22	33.186	-115.624	2.5	10312869
2008/03/19	05:36:10.11	0.60	33.179	-115.621	4.8	10313185
2008/03/20	09:40:02.73	1.73	33.190	-115.608	2.2	10313381
2008/03/21	07:07:49.68	1.33	33.202	-115.575	3.8	10313601
2008/03/21	07:19:17.54	1.15	33.189	-115.619	2.2	10313605
2008/04/02	17:24:27.12	0.80	33.188	-115.613	2.5	14359568
2008/04/09	04:19:26.47	1.32	33.193	-115.632	3.5	10317021
2008/04/11	09:10:18.03	1.26	33.203	-115.561	3.0	10317505
2008/04/11	09:31:17.27	0.94	33.207	-115.567	3.7	10317509
2008/04/11	11:25:28.31	1.94	33.199	-115.571	3.3	10317521
2008/04/11	11:42:53.76	1.23	33.206	-115.567	2.7	10317529
2008/04/11	23:55:23.51	2.15	33.208	-115.560	2.6	10317681
2008/04/12	00:23:10.79	1.95	33.214	-115.562	2.2	10317693
2008/04/27	07:39:32.65	0.99	33.212	-115.590	7.2	10320781
2008/04/27	09:49:19.12	1.46	33.229	-115.576	3.4	10320805
2008/04/27	22:12:42.83	1.08	33.226	-115.588	4.6	10320941
2008/05/13	01:05:10.51	1.83	33.100	-115.590	14.6	14368356
2008/05/27	11:23:03.53	1.86	33.177	-115.622	4.2	10326929
2008/06/03	05:50:30.63	1.26	33.183	-115.677	0.5	14372580
2008/06/14	23:24:42.28	1.25	33.153	-115.638	10.1	14375036
2008/06/16	07:36:57.46	2.71	33.173	-115.650	1.8	14375316
2008/06/17	08:35:15.42	0.70	33.229	-115.645	5.7	14375576
2008/08/26	07:32:35.85	1.24	33.203	-115.579	3.5	10345669
2008/09/01	14:44:57.65	1.22	33.196	-115.566	3.2	10346665
2008/09/03	18:04:01.76	3.25	33.189	-115.567	2.5	10346905
2008/09/06	10:15:44.74	1.06	33.157	-115.668	0.1	10347337
2008/09/30	16:21:15.25	1.60	33.157	-115.656	2.4	14395952
2008/10/06	00:40:25.45	1.20	33.159	-115.635	7.3	10352673
2008/10/08	06:18:06.58	0.40	33.181	-115.665	4.2	10352985
2008/10/12	09:03:01.21	0.98	33.192	-115.626	7.7	10353561

2008/10/12	15:03:11.60	1.50	33.197	-115.614	5.3	10353629
2008/10/14	01:36:59.27	1.39	33.231	-115.655	4.8	10353853
2008/10/23	08:47:36.85	1.47	33.140	-115.636	7.3	10355457
2008/10/25	17:49:21.09	1.01	33.231	-115.605	4.8	10355901
2008/10/30	09:21:49.92	1.21	33.201	-115.584	3.7	10356973
2008/10/31	14:00:02.70	1.39	33.251	-115.564	0.1	10357229
2008/10/31	14:10:32.20	1.28	33.220	-115.571	5.3	10357233
2008/11/23	20:01:25.29	0.78	33.183	-115.606	0.1	14405048
2008/12/11	23:08:12.67	1.23	33.161	-115.651	0.7	10365701
2008/12/15	12:06:33.82	1.07	33.165	-115.638	0.1	10366549
2008/12/24	22:48:16.79	1.05	33.158	-115.638	0.4	10367949
2008/12/31	17:59:04.80	1.38	33.157	-115.668	0.1	10368741
2009/01/02	01:00:30.48	1.40	33.118	-115.590	13.8	10368981
2009/01/03	23:18:08.54	1.43	33.135	-115.644	6.9	10369313
2009/01/07	00:07:57.86	1.00	33.178	-115.632	2.3	10369725
2009/01/09	04:28:52.91	1.58	33.203	-115.578	2.2	10370165
2009/01/14	11:17:40.04	1.35	33.157	-115.669	0.6	10371193
2009/01/17	03:57:23.81	1.35	33.179	-115.594	1.5	10371765
2009/01/19	09:53:14.21	1.23	33.241	-115.633	3.4	10372145
2009/01/30	04:08:58.33	1.30	33.236	-115.573	5.0	14418248
2009/01/30	08:29:29.22	1.80	33.193	-115.583	5.9	14418296
2009/02/05	07:56:06.89	1.28	33.197	-115.659	6.4	14419456
2009/02/07	04:19:38.44	0.30	33.189	-115.635	3.2	14419724
2009/02/07	07:14:31.32	1.53	33.248	-115.633	2.9	14419736
2009/02/16	03:23:10.48	1.48	33.198	-115.593	2.3	14421688
2009/02/17	18:52:15.46	1.76	33.176	-115.608	0.4	14422112
2009/02/17	18:58:00.31	1.51	33.176	-115.604	0.5	14422120
2009/02/19	20:54:13.85	1.17	33.180	-115.600	0.1	14422896
2009/02/20	14:19:27.03	0.30	33.214	-115.620	5.3	10377717
2009/02/21	05:58:22.03	0.50	33.158	-115.629	6.0	10377881
2009/03/01	22:21:40.52	0.80	33.170	-115.654	0.0	10379337
2009/03/02	14:02:48.42	1.89	33.186	-115.612	0.6	10379437
2009/03/03	12:15:27.26	1.79	33.197	-115.596	3.0	10379553
2009/03/03	12:45:09.38	0.50	33.234	-115.604	4.8	10379561
2009/03/03	18:00:40.28	0.30	33.221	-115.605	5.1	10379605
2009/03/15	14:10:15.23	1.30	33.208	-115.631	5.0	14430104
2009/03/16	08:59:11.51	1.48	33.189	-115.605	1.5	14430344
2009/03/21	08:54:07.31	1.27	33.212	-115.633	7.6	14432232
2009/03/24	18:59:11.89	0.90	33.188	-115.599	0.8	14434048
2009/03/31	17:41:12.68	0.90	33.199	-115.570	0.2	14439288
2009/04/01	04:38:58.48	2.11	33.181	-115.612	1.1	14439632
2009/04/01	23:56:27.90	1.18	33.181	-115.614	3.1	14439984
2009/04/03	02:56:02.70	1.44	33.159	-115.650	1.5	14440432
2009/04/07	09:45:29.39	1.31	33.184	-115.611	2.7	14441880

2009/04/15	09:53:41.73	1.58	33.157	-115.680	0.2	14444520
2009/04/15	09:56:05.85	1.71	33.155	-115.663	2.3	14444528
2009/04/15	10:21:37.44	0.80	33.185	-115.687	7.0	14444544
2009/04/17	04:35:34.83	2.72	33.182	-115.602	2.5	10396569
2009/04/19	15:30:07.85	0.90	33.158	-115.650	0.0	10397553
2009/04/21	03:59:40.46	0.85	33.189	-115.576	0.1	10398241
2009/04/25	17:19:50.41	1.63	33.160	-115.633	4.6	10400553
2009/05/05	10:40:16.23	1.10	33.166	-115.617	5.3	10405193
2009/05/06	14:11:13.12	0.55	33.202	-115.671	6.3	10405657
2009/05/11	19:52:28.34	1.49	33.196	-115.587	4.5	10407569
2009/05/11	20:17:21.73	1.20	33.176	-115.606	6.3	10407577
2009/05/15	14:07:57.62	0.50	33.154	-115.664	0.1	10409217
2009/05/28	01:26:10.01	2.47	33.184	-115.609	2.2	14464200
2009/05/28	03:10:29.29	0.30	33.196	-115.587	5.3	14464264
2009/06/11	04:30:50.36	0.50	33.196	-115.618	7.3	14471936
2009/06/17	14:38:30.48	1.28	33.192	-115.579	4.3	14475632
2009/06/21	14:40:23.06	1.57	33.176	-115.609	2.1	14477824
2009/07/02	19:17:37.06	1.29	33.160	-115.642	1.5	10433953
2009/07/09	12:15:41.29	0.45	33.197	-115.644	3.0	10436601
2009/07/18	12:16:57.19	1.45	33.139	-115.602	7.0	10439825
2009/07/30	09:39:54.46	1.79	33.190	-115.612	1.0	14489908
2009/07/31	04:13:01.69	0.80	33.193	-115.602	0.0	14493288
2009/08/01	11:30:54.47	0.60	33.154	-115.669	0.6	14494096
2009/08/01	12:38:22.64	1.51	33.179	-115.614	1.8	14494112
2009/08/01	13:04:50.59	1.42	33.184	-115.608	0.3	14494136
2009/08/02	15:46:26.12	0.30	33.187	-115.622	4.0	14494600
2009/08/03	06:47:08.19	1.47	33.187	-115.601	1.7	14495024
2009/08/04	01:11:08.19	0.30	33.191	-115.684	3.3	14495328
2009/08/11	08:36:39.45	1.74	33.142	-115.628	10.3	14498800
2009/09/18	08:15:34.86	0.95	33.159	-115.641	0.9	14511836
2009/10/02	23:01:58.64	1.46	33.164	-115.640	3.4	14519604
2009/10/03	13:21:05.01	1.25	33.186	-115.604	2.0	14521004
2009/10/07	07:13:33.78	1.32	33.181	-115.659	6.0	14524084
2009/10/08	23:18:33.72	2.05	33.185	-115.569	3.7	10477781
2009/10/09	00:25:33.17	1.31	33.188	-115.571	3.0	10477837
2009/10/11	17:37:31.10	1.22	33.201	-115.544	3.4	10479509
2009/10/21	16:02:05.89	0.75	33.209	-115.590	3.1	10483853
2009/10/30	12:35:26.61	1.44	33.157	-115.648	0.1	10487285
2009/11/01	20:46:52.49	2.39	33.165	-115.643	1.7	10488533
2009/11/10	12:22:04.49	1.06	33.181	-115.611	0.4	10495013
2009/11/10	12:34:34.87	1.32	33.181	-115.608	1.0	10495021
2009/11/16	11:29:38.33	0.70	33.158	-115.642	0.1	10497589
2009/11/17	19:29:46.46	0.00	33.188	-115.573	0.2	10498285
2009/11/17	20:30:49.13	1.24	33.170	-115.600	1.1	10498349

2009/11/18	03:02:32.41	0.50	33.173	-115.609	0.1	14546172
2009/11/18	07:28:24.18	0.94	33.173	-115.610	1.3	14546220
2009/11/18	07:45:29.15	0.70	33.172	-115.609	0.1	14546228
2009/11/18	10:19:48.14	1.25	33.182	-115.606	1.7	14546276
2009/11/18	11:57:44.95	0.30	33.171	-115.605	0.7	14546420
2009/11/18	13:02:03.16	0.40	33.186	-115.614	2.4	14546452
2009/11/18	13:45:32.87	0.50	33.178	-115.611	1.6	14546468
2009/11/18	17:47:39.00	1.18	33.172	-115.610	2.2	14546572
2009/11/19	09:30:23.85	0.70	33.184	-115.605	0.1	10141762
2009/11/24	12:20:54.66	1.01	33.182	-115.618	3.1	14549044
2009/11/24	13:26:53.81	1.31	33.181	-115.602	0.4	14549100
2009/11/25	00:47:50.90	1.56	33.157	-115.641	2.2	14549556
2009/11/25	13:51:56.03	0.50	33.185	-115.608	2.0	14549908
2009/11/27	15:25:43.54	0.60	33.199	-115.617	0.0	14551420
2009/11/29	06:44:47.88	1.66	33.195	-115.572	0.1	14551996
2009/11/30	11:42:05.01	1.00	33.187	-115.604	3.2	14552468
2009/12/03	21:09:16.44	1.28	33.183	-115.607	0.0	10507373
2009/12/04	13:56:39.01	1.44	33.190	-115.604	1.2	14554428
2009/12/08	03:02:46.99	1.34	33.213	-115.584	1.3	14555660
2009/12/08	13:11:52.26	1.68	33.159	-115.640	1.5	14555772
2009/12/11	10:49:17.44	1.01	33.196	-115.559	0.2	14557228
2009/12/28	16:29:42.29	1.46	33.181	-115.610	0.9	14564844
2009/12/31	09:03:22.57	1.00	33.186	-115.593	0.1	14566380
2010/01/06	03:44:48.05	1.28	33.136	-115.649	5.3	14569172
2010/01/10	23:50:57.28	0.50	33.175	-115.600	1.1	14571348
2010/01/11	00:25:36.28	0.90	33.179	-115.597	0.1	14571372
2010/01/13	14:14:30.30	0.40	33.175	-115.610	2.4	10525845
2010/01/13	16:40:24.77	1.36	33.176	-115.602	3.2	10525909
2010/01/15	08:06:14.40	1.07	33.188	-115.598	2.3	10527749
2010/01/15	08:12:53.81	0.91	33.180	-115.603	0.1	10527765
2010/01/15	08:42:51.12	0.70	33.182	-115.603	0.1	10527845
2010/01/15	08:51:24.36	0.91	33.188	-115.609	2.3	10527917
2010/01/15	16:43:18.01	0.98	33.184	-115.604	0.1	10528797
2010/01/15	23:53:46.60	1.49	33.181	-115.603	2.0	10529317
2010/01/16	01:24:47.48	1.32	33.188	-115.600	0.1	10529381
2010/01/16	01:26:20.69	1.23	33.182	-115.612	2.2	10529389
2010/01/16	21:10:23.18	1.22	33.173	-115.617	0.2	10530381
2010/01/19	09:51:03.82	0.80	33.181	-115.601	0.7	10532053
2010/01/19	18:28:48.50	0.70	33.184	-115.610	2.8	10532245
2010/01/21	19:19:36.22	0.50	33.172	-115.622	4.0	10532861
2010/01/22	09:41:54.10	1.21	33.161	-115.644	1.0	10533069
2010/01/22	10:12:40.72	1.00	33.161	-115.644	0.3	10533085
2010/01/22	11:06:33.10	1.69	33.165	-115.649	1.4	10533093
2010/01/22	17:08:15.35	1.41	33.145	-115.634	4.8	10533173

2010/01/22	17:09:30.35	1.34	33.148	-115.633	4.3	10533181
2010/01/23	13:51:11.52	0.93	33.161	-115.640	0.1	10533613
2010/01/23	15:38:13.31	0.90	33.166	-115.642	2.3	10533701
2010/01/24	01:18:13.41	0.50	33.158	-115.644	0.1	10533909
2010/01/24	20:12:53.03	0.40	33.163	-115.637	0.1	10534069
2010/01/28	18:26:57.69	1.08	33.196	-115.573	0.1	10535733
2010/01/28	18:32:13.21	0.60	33.198	-115.571	0.2	10535781
2010/01/29	07:37:28.18	0.63	33.174	-115.603	0.1	10535973
2010/01/29	19:05:33.58	1.49	33.176	-115.618	3.7	10536197
2010/01/30	18:49:36.40	1.00	33.212	-115.610	4.1	10536445
2010/02/02	19:15:14.45	0.70	33.176	-115.604	0.0	14584564
2010/02/07	09:42:50.68	1.48	33.177	-115.607	4.2	14586364
2010/02/11	03:20:49.27	1.00	33.168	-115.609	0.7	10541045
2010/02/12	15:24:15.96	1.11	33.188	-115.573	1.2	10541541
2010/02/19	21:31:47.28	0.50	33.181	-115.603	0.1	10545045
2010/03/03	15:17:42.70	1.47	33.208	-115.582	2.5	14596596
2010/03/04	10:01:19.47	1.48	33.184	-115.606	2.9	14596868
2010/03/04	16:47:58.88	1.10	33.176	-115.609	3.8	14596900
2010/03/07	19:37:35.80	1.29	33.130	-115.634	0.0	14597756
2010/03/08	21:28:41.61	0.60	33.177	-115.635	5.3	14598092
2010/03/21	02:36:12.03	0.73	33.175	-115.606	4.2	14602892
2010/06/23	12:39:31.00	0.70	33.181	-115.608	0.0	10721421
2010/06/26	00:26:48.34	0.70	33.179	-115.602	0.6	10725013
2010/07/09	10:09:12.33	2.05	33.192	-115.567	3.1	10743997
2010/07/09	10:10:52.05	1.40	33.194	-115.567	3.1	10744005
2010/07/13	15:13:57.41	1.76	33.118	-115.610	9.1	10750725
2010/08/03	19:35:41.56	1.87	33.183	-115.617	4.3	10769261
2010/08/05	01:45:48.00	1.00	33.183	-115.599	0.1	10770181
2010/08/05	23:24:26.43	1.29	33.181	-115.639	3.7	10770741
2010/08/06	13:10:14.05	0.40	33.175	-115.601	0.1	10771453
2010/08/13	23:15:36.76	1.70	33.194	-115.583	3.0	10777933
2010/08/14	02:49:40.56	1.59	33.198	-115.586	3.7	10778029
2010/08/14	04:39:15.40	1.12	33.200	-115.590	3.5	10778069
2010/08/14	15:23:18.62	0.70	33.190	-115.574	3.1	10778461
2010/08/14	15:24:52.21	1.19	33.192	-115.572	1.6	10778469
2010/08/17	01:49:10.31	0.60	33.197	-115.577	0.1	10780213
2010/08/18	09:14:43.34	1.16	33.141	-115.641	4.5	10781237
2010/08/21	22:46:49.14	0.60	33.177	-115.606	0.1	10783877
2010/08/28	07:58:25.17	1.43	33.218	-115.639	3.0	10787821
2010/08/29	10:51:02.02	0.91	33.231	-115.657	2.0	10788677
2010/09/04	08:26:30.75	1.67	33.115	-115.585	6.5	10792285
2010/09/06	11:10:30.80	1.36	33.154	-115.672	0.3	10793533
2010/09/17	21:44:18.15	0.40	33.174	-115.604	0.1	14842828
2010/09/17	21:51:52.12	2.01	33.177	-115.614	1.2	14842852

2010/09/29	02:09:42.16	1.55	33.228	-115.626	3.7	14849452
2010/11/11	19:53:46.34	0.70	33.180	-115.609	0.0	10837357
2010/11/14	04:59:13.35	1.00	33.181	-115.603	1.4	10838725
2010/11/14	16:50:40.20	1.48	33.164	-115.632	2.6	10838925
2010/11/17	15:10:06.33	0.80	33.184	-115.601	3.5	10840661
2010/11/26	13:01:28.39	0.70	33.164	-115.668	0.0	14886772
2010/12/03	07:10:47.52	1.13	33.156	-115.652	0.2	14891188
2010/12/05	09:28:40.76	0.50	33.187	-115.608	0.2	14892244
2010/12/06	02:09:14.00	1.43	33.143	-115.638	4.8	14892612
2010/12/07	09:03:13.49	0.30	33.177	-115.621	2.7	14893164
2010/12/09	09:05:55.12	0.50	33.184	-115.597	0.1	14894380
2010/12/10	03:57:56.86	0.70	33.205	-115.577	0.0	14894836
2010/12/10	04:07:42.01	0.60	33.207	-115.580	1.9	14894844
2010/12/13	20:18:28.75	1.38	33.117	-115.613	7.9	14897340
2010/12/27	02:00:14.58	0.70	33.175	-115.603	0.1	10862525
2010/12/28	02:21:55.47	1.35	33.193	-115.615	3.9	10863365
2010/12/30	08:33:37.27	1.68	33.108	-115.602	8.1	10864637
2010/12/31	10:47:33.54	0.70	33.172	-115.611	3.7	10864997

Table 2. List of catalog master events used in MFP template creation

Appendix B

List of New Events Identified In This Study

Date	Time	Latitude	Longitude	Depth
2009/11/07	04:36:17.641	33.196	-115.559	0.2
2009/11/07	04:36:57.641	33.190	-115.574	3.1
2009/11/07	04:48:44.641	33.170	-115.600	1.1
2009/11/07	04:51:03.641	33.188	-115.573	0.2
2009/11/07	04:53:29.641	33.196	-115.559	0.2
2009/11/07	04:55:22.641	33.189	-115.576	0.1
2009/11/07	04:57:03.641	33.184	-115.601	3.5
2009/11/07	04:58:07.641	33.166	-115.617	5.3
2009/11/07	05:04:06.641	33.190	-115.574	3.1
2009/11/07	05:06:08.641	33.190	-115.574	3.1
2009/11/07	05:12:48.641	33.170	-115.600	1.1
2009/11/07	05:18:34.641	33.190	-115.574	3.1
2009/11/07	05:19:09.641	33.194	-115.583	3.0
2009/11/07	05:19:51.641	33.194	-115.583	3.0
2009/11/07	05:21:07.641	33.207	-115.567	3.7
2009/11/07	05:22:11.641	33.190	-115.574	3.1
2009/11/07	05:25:15.641	33.193	-115.615	3.9
2009/11/07	05:26:34.641	33.196	-115.559	0.2
2009/11/07	05:34:21.641	33.181	-115.608	1.0
2009/11/07	05:44:37.641	33.194	-115.583	3.0
2009/11/07	06:11:18.641	33.208	-115.582	2.5
2009/11/07	06:13:40.641	33.189	-115.576	0.1
2009/11/07	06:13:57.641	33.193	-115.583	5.9
2009/11/07	06:14:50.641	33.179	-115.594	1.5
2009/11/07	06:15:27.641	33.203	-115.578	2.2
2009/11/07	06:16:41.641	33.203	-115.578	2.2
2009/11/07	06:17:10.641	33.176	-115.608	0.4
2009/11/07	06:17:36.641	33.220	-115.571	5.3
2009/11/07	06:18:13.641	33.179	-115.594	1.5
2009/11/07	06:20:15.641	33.203	-115.578	2.2
2009/11/07	06:20:37.641	33.193	-115.583	5.9
2009/11/07	06:23:37.641	33.176	-115.608	0.4
2009/11/07	06:25:25.641	33.203	-115.578	2.2
2009/11/07	06:26:03.641	33.203	-115.578	2.2
2009/11/07	06:27:23.641	33.203	-115.578	2.2
2009/11/07	06:28:31.641	33.203	-115.578	2.2
2009/11/07	06:39:39.641	33.231	-115.655	4.8
2009/11/07	06:43:08.641	33.170	-115.600	1.1

2009/11/07	06:43:56.641	33.176	-115.608	0.4
2009/11/07	06:45:17.641	33.203	-115.578	2.2
2009/11/07	06:45:37.641	33.193	-115.583	5.9
2009/11/07	06:46:41.641	33.189	-115.576	0.1
2009/11/07	06:47:33.641	33.188	-115.573	0.2
2009/11/07	06:47:51.641	33.203	-115.578	2.2
2009/11/07	06:48:23.641	33.203	-115.578	2.2
2009/11/07	06:49:17.641	33.203	-115.578	2.2
2009/11/07	06:49:58.641	33.194	-115.583	3.0
2009/11/07	06:50:21.641	33.203	-115.578	2.2
2009/11/07	06:51:23.641	33.203	-115.578	2.2
2009/11/07	06:51:36.641	33.203	-115.578	2.2
2009/11/07	06:51:51.641	33.203	-115.578	2.2
2009/11/07	06:52:30.641	33.201	-115.544	3.4
2009/11/07	06:53:02.641	33.198	-115.571	0.2
2009/11/07	06:53:32.641	33.179	-115.594	1.5
2009/11/07	06:55:04.641	33.198	-115.571	0.2
2009/11/07	06:59:41.641	33.176	-115.604	0.5
2009/11/07	07:02:05.641	33.194	-115.583	3.0
2009/11/07	07:02:52.641	33.203	-115.578	2.2
2009/11/07	07:04:20.641	33.226	-115.588	4.6
2009/11/07	07:04:39.641	33.194	-115.583	3.0
2009/11/07	07:08:31.641	33.196	-115.587	5.3
2009/11/07	07:13:06.641	33.190	-115.574	3.1
2009/11/07	07:20:33.641	33.194	-115.583	3.0
2009/11/07	07:21:17.641	33.194	-115.583	3.0
2009/11/07	07:21:57.641	33.194	-115.583	3.0
2009/11/07	07:22:44.641	33.194	-115.583	3.0
2009/11/07	07:24:51.641	33.194	-115.583	3.0
2009/11/07	07:28:51.641	33.173	-115.610	1.3
2009/11/07	07:39:39.641	33.176	-115.606	6.3
2009/11/07	08:02:30.641	33.176	-115.608	0.4
2009/11/07	08:02:53.641	33.176	-115.608	0.4
2009/11/07	08:03:19.641	33.203	-115.578	2.2
2009/11/07	08:03:48.641	33.203	-115.578	2.2
2009/11/07	08:04:42.641	33.196	-115.559	0.2
2009/11/07	08:05:11.641	33.203	-115.578	2.2
2009/11/07	08:05:55.641	33.189	-115.576	0.1
2009/11/07	08:07:46.641	33.193	-115.583	5.9
2009/11/07	08:08:25.641	33.203	-115.578	2.2
2009/11/07	08:12:41.641	33.203	-115.578	2.2
2009/11/07	08:22:51.641	33.203	-115.578	2.2
2009/11/07	08:28:00.641	33.196	-115.587	5.3
2009/11/07	08:32:41.641	33.203	-115.578	2.2
2009/11/07	08:44:12.641	33.188	-115.573	0.2
2009/11/07	08:53:13.641	33.193	-115.583	5.9

2009/11/07	08:53:32.641	33.170	-115.600	1.1
2009/11/07	09:12:40.641	33.179	-115.594	1.5
2009/11/07	09:13:37.641	33.208	-115.582	2.5
2009/11/07	09:55:19.641	33.203	-115.578	2.2
2009/11/07	10:14:24.641	33.177	-115.621	2.7
2009/11/07	10:16:52.641	33.181	-115.665	4.2
2009/11/07	10:17:49.641	33.181	-115.665	4.2
2009/11/07	12:06:43.641	33.170	-115.600	1.1
2009/11/09	04:17:22.641	33.186	-115.604	2.0
2009/11/09	11:03:26.641	33.179	-115.597	0.1
2009/11/09	11:07:51.641	33.188	-115.600	0.1
2009/11/09	12:22:22.641	33.153	-115.638	10.1
2009/11/10	03:04:15.641	33.176	-115.609	2.1
2009/11/10	03:18:17.641	33.179	-115.597	0.1
2009/11/10	07:32:17.641	33.202	-115.575	3.8
2009/11/10	07:32:44.641	33.173	-115.609	0.1
2009/11/10	07:33:32.641	33.186	-115.624	2.5
2009/11/10	07:33:58.641	33.202	-115.575	3.8
2009/11/10	07:37:32.641	33.183	-115.607	0.0
2009/11/10	07:38:45.641	33.202	-115.671	6.3
2009/11/10	07:42:54.641	33.183	-115.599	0.1
2009/11/10	08:59:23.641	33.183	-115.599	0.1
2009/11/10	09:49:30.641	33.179	-115.594	1.5
2009/11/10	09:52:12.641	33.183	-115.599	0.1
2009/11/10	09:55:13.641	33.179	-115.594	1.5
2009/11/10	12:22:02.641	33.181	-115.611	0.4
2009/11/10	12:31:32.641	33.181	-115.608	1.0
2009/11/10	12:34:32.641	33.181	-115.608	1.0
2009/11/10	12:59:11.641	33.183	-115.599	0.1
2009/11/10	13:03:21.641	33.183	-115.599	0.1
2009/11/10	13:03:50.641	33.183	-115.599	0.1
2009/11/10	13:05:32.641	33.183	-115.599	0.1
2009/11/10	13:24:53.641	33.177	-115.606	0.1
2009/11/10	13:26:19.641	33.183	-115.607	0.0
2009/11/10	13:28:14.641	33.181	-115.612	1.1
2009/11/10	14:59:06.641	33.170	-115.600	1.1
2009/11/10	18:10:36.641	33.214	-115.620	5.3
2009/11/10	18:29:28.641	33.181	-115.610	0.9
2009/11/10	22:27:26.641	33.200	-115.590	3.5
2009/11/10	22:34:07.641	33.200	-115.590	3.5
2009/11/10	22:34:50.641	33.200	-115.590	3.5
2009/11/10	22:40:18.641	33.200	-115.590	3.5
2009/11/10	22:42:27.641	33.200	-115.590	3.5
2009/11/12	02:01:44.641	33.178	-115.632	2.3
2009/11/12	02:02:34.641	33.178	-115.632	2.3
2009/11/12	02:02:57.641	33.140	-115.636	7.3

2009/11/12	02:03:18.641	33.176	-115.609	2.1
2009/11/12	02:03:32.641	33.176	-115.609	2.1
2009/11/12	02:03:51.641	33.177	-115.606	0.1
2009/11/12	02:05:05.641	33.178	-115.632	2.3
2009/11/12	02:05:40.641	33.178	-115.632	2.3
2009/11/12	02:06:46.641	33.178	-115.632	2.3
2009/11/12	02:07:18.641	33.136	-115.649	5.3
2009/11/12	02:10:07.641	33.177	-115.606	0.1
2009/11/12	02:19:55.641	33.178	-115.632	2.3
2009/11/12	02:20:31.641	33.176	-115.609	2.1
2009/11/12	02:21:18.641	33.177	-115.606	0.1
2009/11/12	02:32:17.641	33.176	-115.609	2.1
2009/11/12	02:40:25.641	33.177	-115.606	0.1
2009/11/12	03:44:04.641	33.158	-115.638	0.4
2009/11/12	06:59:37.641	33.231	-115.605	4.8
2009/11/12	07:23:27.641	33.118	-115.590	13.8
2009/11/12	10:42:11.641	33.183	-115.599	0.1
2009/11/12	13:55:55.641	33.108	-115.602	8.1
2009/11/12	23:20:20.641	33.143	-115.638	4.8
2009/11/12	23:57:15.641	33.100	-115.590	14.6
2009/11/13	01:55:27.641	33.176	-115.609	2.1
2009/11/13	02:33:07.641	33.108	-115.602	8.1
2009/11/13	09:08:34.641	33.226	-115.588	4.6
2009/11/13	21:01:35.641	33.231	-115.655	4.8
2009/11/14	05:24:55.641	33.117	-115.613	7.9
2009/11/14	12:45:38.641	33.108	-115.602	8.1
2009/11/15	04:22:56.641	33.183	-115.617	4.3
2009/11/15	04:22:57.641	33.193	-115.583	5.9
2009/11/15	17:08:38.641	33.158	-115.642	0.1
2009/11/16	02:15:57.641	33.100	-115.590	14.6
2009/11/16	11:29:37.641	33.158	-115.642	0.1
2009/11/16	23:11:14.641	33.229	-115.645	5.7
2009/11/17	01:41:36.641	33.176	-115.604	0.5
2009/11/17	13:34:28.641	33.158	-115.642	0.1
2009/11/17	13:49:12.641	33.181	-115.665	4.2
2009/11/17	14:11:42.641	33.117	-115.613	7.9
2009/11/17	14:33:46.641	33.176	-115.604	0.5
2009/11/17	14:34:50.641	33.100	-115.590	14.6
2009/11/17	14:49:36.641	33.170	-115.600	1.1
2009/11/17	15:50:31.641	33.192	-115.567	3.1
2009/11/17	19:27:06.641	33.188	-115.573	0.2
2009/11/17	19:29:45.641	33.188	-115.573	0.2
2009/11/17	19:52:51.641	33.176	-115.608	0.4
2009/11/17	20:23:34.641	33.176	-115.604	0.5
2009/11/17	20:30:46.641	33.170	-115.600	1.1
2009/11/17	22:25:57.641	33.176	-115.608	0.4

2009/11/17	22:26:21.641	33.176	-115.608	0.4
2009/11/17	22:37:43.641	33.176	-115.609	2.1
2009/11/17	22:39:55.641	33.176	-115.604	0.5
2009/11/17	22:43:08.641	33.179	-115.594	1.5
2009/11/17	22:52:10.641	33.184	-115.597	0.1
2009/11/17	22:53:05.641	33.176	-115.609	2.1
2009/11/17	22:54:26.641	33.176	-115.609	2.1
2009/11/17	22:54:58.641	33.176	-115.604	0.5
2009/11/17	22:55:31.641	33.196	-115.587	5.3
2009/11/17	22:56:07.641	33.176	-115.609	2.1
2009/11/17	22:57:01.641	33.176	-115.609	2.1
2009/11/17	22:58:16.641	33.177	-115.606	0.1
2009/11/17	22:58:31.641	33.193	-115.583	5.9
2009/11/17	23:01:25.641	33.176	-115.609	2.1
2009/11/17	23:01:38.641	33.176	-115.609	2.1
2009/11/17	23:01:55.641	33.176	-115.609	2.1
2009/11/17	23:02:30.641	33.176	-115.609	2.1
2009/11/17	23:04:17.641	33.176	-115.609	2.1
2009/11/17	23:05:34.641	33.177	-115.614	1.2
2009/11/17	23:06:39.641	33.182	-115.602	2.5
2009/11/17	23:07:13.641	33.176	-115.608	0.4
2009/11/17	23:07:55.641	33.176	-115.608	0.4
2009/11/17	23:08:11.641	33.196	-115.587	5.3
2009/11/17	23:08:48.641	33.197	-115.614	5.3
2009/11/17	23:09:07.641	33.183	-115.599	0.1
2009/11/17	23:09:50.641	33.214	-115.620	5.3
2009/11/17	23:10:07.641	33.182	-115.602	2.5
2009/11/17	23:10:40.641	33.181	-115.665	4.2
2009/11/17	23:11:37.641	33.176	-115.609	2.1
2009/11/17	23:12:31.641	33.176	-115.608	0.4
2009/11/17	23:13:21.641	33.193	-115.602	0.0
2009/11/17	23:13:55.641	33.188	-115.599	0.8
2009/11/17	23:15:07.641	33.229	-115.645	5.7
2009/11/17	23:15:31.641	33.197	-115.614	5.3
2009/11/17	23:16:20.641	33.181	-115.608	1.0
2009/11/17	23:16:43.641	33.176	-115.609	2.1
2009/11/17	23:17:14.641	33.229	-115.645	5.7
2009/11/17	23:17:53.641	33.229	-115.645	5.7
2009/11/17	23:18:21.641	33.176	-115.609	2.1
2009/11/17	23:18:33.641	33.179	-115.594	1.5
2009/11/17	23:19:14.641	33.229	-115.645	5.7
2009/11/17	23:20:12.641	33.172	-115.610	2.2
2009/11/17	23:20:30.641	33.196	-115.587	5.3
2009/11/17	23:21:28.641	33.176	-115.609	2.1
2009/11/17	23:24:05.641	33.181	-115.665	4.2
2009/11/17	23:24:39.641	33.176	-115.609	2.1

2009/11/17	23:25:40.641	33.176	-115.604	0.5
2009/11/17	23:26:14.641	33.197	-115.614	5.3
2009/11/17	23:27:32.641	33.197	-115.614	5.3
2009/11/17	23:28:11.641	33.172	-115.610	2.2
2009/11/17	23:28:33.641	33.176	-115.609	2.1
2009/11/17	23:30:57.641	33.197	-115.614	5.3
2009/11/17	23:35:26.641	33.176	-115.609	2.1
2009/11/17	23:41:40.641	33.179	-115.594	1.5
2009/11/17	23:42:27.641	33.181	-115.608	1.0
2009/11/17	23:43:21.641	33.179	-115.594	1.5
2009/11/17	23:45:02.641	33.176	-115.608	0.4
2009/11/17	23:45:31.641	33.176	-115.608	0.4
2009/11/17	23:47:00.641	33.177	-115.621	2.7
2009/11/17	23:48:51.641	33.179	-115.594	1.5
2009/11/17	23:50:50.641	33.180	-115.600	0.1
2009/11/17	23:55:15.641	33.193	-115.615	3.9
2009/11/17	23:55:55.641	33.179	-115.594	1.5
2009/11/17	23:56:21.641	33.179	-115.594	1.5
2009/11/17	23:58:01.641	33.179	-115.594	1.5
2009/11/18	00:00:55.641	33.192	-115.579	4.3
2009/11/18	00:04:05.641	33.207	-115.567	3.7
2009/11/18	00:04:06.641	33.193	-115.583	5.9
2009/11/18	00:05:04.641	33.231	-115.605	4.8
2009/11/18	00:11:43.641	33.182	-115.606	1.7
2009/11/18	00:12:16.641	33.173	-115.609	0.1
2009/11/18	00:12:51.641	33.173	-115.609	0.1
2009/11/18	00:16:53.641	33.214	-115.620	5.3
2009/11/18	00:20:02.641	33.181	-115.608	1.0
2009/11/18	00:20:54.641	33.190	-115.604	1.2
2009/11/18	00:22:40.641	33.182	-115.602	2.5
2009/11/18	00:23:05.641	33.197	-115.614	5.3
2009/11/18	00:26:11.641	33.173	-115.609	0.1
2009/11/18	00:28:08.641	33.176	-115.609	2.1
2009/11/18	00:28:41.641	33.176	-115.609	2.1
2009/11/18	00:34:49.641	33.108	-115.602	8.1
2009/11/18	00:35:20.641	33.231	-115.605	4.8
2009/11/18	00:43:01.641	33.179	-115.594	1.5
2009/11/18	00:43:58.641	33.182	-115.602	2.5
2009/11/18	00:44:59.641	33.176	-115.609	2.1
2009/11/18	00:45:52.641	33.181	-115.665	4.2
2009/11/18	00:46:30.641	33.176	-115.609	2.1
2009/11/18	00:47:10.641	33.176	-115.609	2.1
2009/11/18	00:47:52.641	33.196	-115.587	5.3
2009/11/18	00:48:36.641	33.176	-115.609	2.1
2009/11/18	00:49:10.641	33.188	-115.599	0.8
2009/11/18	00:49:31.641	33.181	-115.665	4.2

2009/11/18	00:49:59.641	33.176	-115.604	0.5
2009/11/18	00:50:54.641	33.179	-115.594	1.5
2009/11/18	00:51:18.641	33.181	-115.665	4.2
2009/11/18	00:52:39.641	33.188	-115.573	0.2
2009/11/18	00:52:51.641	33.181	-115.665	4.2
2009/11/18	00:54:05.641	33.229	-115.645	5.7
2009/11/18	00:55:01.641	33.190	-115.604	1.2
2009/11/18	00:55:48.641	33.176	-115.609	2.1
2009/11/18	00:56:31.641	33.181	-115.665	4.2
2009/11/18	00:56:47.641	33.176	-115.609	2.1
2009/11/18	00:57:16.641	33.181	-115.665	4.2
2009/11/18	00:57:43.641	33.176	-115.604	0.5
2009/11/18	00:59:29.641	33.177	-115.621	2.7
2009/11/18	00:59:45.641	33.176	-115.608	0.4
2009/11/18	01:01:07.641	33.181	-115.665	4.2
2009/11/18	01:01:39.641	33.181	-115.665	4.2
2009/11/18	01:02:19.641	33.181	-115.665	4.2
2009/11/18	01:04:29.641	33.186	-115.614	2.4
2009/11/18	01:05:14.641	33.171	-115.605	0.7
2009/11/18	01:06:41.641	33.181	-115.665	4.2
2009/11/18	01:07:12.641	33.176	-115.604	0.5
2009/11/18	01:07:33.641	33.229	-115.645	5.7
2009/11/18	01:08:22.641	33.176	-115.609	2.1
2009/11/18	01:09:37.641	33.176	-115.609	2.1
2009/11/18	01:09:59.641	33.229	-115.645	5.7
2009/11/18	01:11:04.641	33.176	-115.609	2.1
2009/11/18	01:12:21.641	33.214	-115.620	5.3
2009/11/18	01:13:19.641	33.186	-115.604	2.0
2009/11/18	01:14:46.641	33.229	-115.645	5.7
2009/11/18	01:15:26.641	33.171	-115.605	0.7
2009/11/18	01:16:02.641	33.182	-115.603	0.1
2009/11/18	01:21:57.641	33.181	-115.665	4.2
2009/11/18	01:22:19.641	33.176	-115.609	2.1
2009/11/18	01:22:57.641	33.181	-115.665	4.2
2009/11/18	01:24:06.641	33.179	-115.594	1.5
2009/11/18	01:25:23.641	33.229	-115.645	5.7
2009/11/18	01:29:25.641	33.181	-115.608	1.0
2009/11/18	01:30:07.641	33.181	-115.665	4.2
2009/11/18	01:31:03.641	33.181	-115.665	4.2
2009/11/18	01:34:05.641	33.197	-115.614	5.3
2009/11/18	01:34:32.641	33.197	-115.614	5.3
2009/11/18	01:35:14.641	33.181	-115.665	4.2
2009/11/18	01:35:52.641	33.179	-115.594	1.5
2009/11/18	01:36:17.641	33.180	-115.600	0.1
2009/11/18	01:37:23.641	33.170	-115.600	1.1
2009/11/18	01:37:42.641	33.181	-115.665	4.2

2009/11/18	01:41:48.641	33.184	-115.605	0.1
2009/11/18	01:43:11.641	33.231	-115.605	4.8
2009/11/18	01:44:12.641	33.176	-115.609	2.1
2009/11/18	01:45:00.641	33.176	-115.609	2.1
2009/11/18	01:47:17.641	33.193	-115.615	3.9
2009/11/18	01:50:42.641	33.188	-115.599	0.8
2009/11/18	01:51:14.641	33.181	-115.608	0.0
2009/11/18	01:51:50.641	33.186	-115.612	0.6
2009/11/18	01:53:04.641	33.231	-115.605	4.8
2009/11/18	01:54:29.641	33.186	-115.612	0.6
2009/11/18	01:54:50.641	33.181	-115.665	4.2
2009/11/18	01:55:54.641	33.182	-115.603	0.1
2009/11/18	01:56:35.641	33.181	-115.601	0.7
2009/11/18	01:57:46.641	33.182	-115.603	0.1
2009/11/18	01:58:43.641	33.182	-115.603	0.1
2009/11/18	01:59:33.641	33.214	-115.620	5.3
2009/11/18	02:02:41.641	33.197	-115.614	5.3
2009/11/18	02:06:47.641	33.229	-115.645	5.7
2009/11/18	02:07:44.641	33.181	-115.665	4.2
2009/11/18	02:08:23.641	33.181	-115.665	4.2
2009/11/18	02:08:55.641	33.179	-115.594	1.5
2009/11/18	02:09:21.641	33.181	-115.665	4.2
2009/11/18	02:10:08.641	33.181	-115.603	1.4
2009/11/18	02:11:09.641	33.184	-115.605	0.1
2009/11/18	02:12:54.641	33.172	-115.610	2.2
2009/11/18	02:13:23.641	33.173	-115.609	0.1
2009/11/18	02:14:32.641	33.182	-115.606	1.7
2009/11/18	02:16:01.641	33.184	-115.605	0.1
2009/11/18	02:22:10.641	33.184	-115.605	0.1
2009/11/18	02:26:14.641	33.179	-115.594	1.5
2009/11/18	02:27:02.641	33.188	-115.609	2.3
2009/11/18	02:29:51.641	33.231	-115.605	4.8
2009/11/18	02:30:31.641	33.176	-115.609	2.1
2009/11/18	02:35:06.641	33.181	-115.608	0.0
2009/11/18	02:36:41.641	33.186	-115.612	0.6
2009/11/18	02:37:46.641	33.184	-115.601	3.5
2009/11/18	02:38:19.641	33.182	-115.603	0.1
2009/11/18	02:39:21.641	33.182	-115.603	0.1
2009/11/18	02:43:34.641	33.186	-115.612	0.6
2009/11/18	02:43:56.641	33.181	-115.611	0.4
2009/11/18	02:44:10.641	33.197	-115.614	5.3
2009/11/18	02:45:37.641	33.182	-115.603	0.1
2009/11/18	02:52:09.641	33.186	-115.604	2.0
2009/11/18	02:53:53.641	33.186	-115.612	0.6
2009/11/18	02:56:43.641	33.197	-115.614	5.3
2009/11/18	03:01:25.641	33.173	-115.609	0.1

2009/11/18	03:02:30.641	33.173	-115.609	0.1
2009/11/18	03:05:32.641	33.197	-115.614	5.3
2009/11/18	03:07:00.641	33.176	-115.609	2.1
2009/11/18	03:10:58.641	33.182	-115.606	1.7
2009/11/18	03:17:54.641	33.182	-115.603	0.1
2009/11/18	03:21:50.641	33.229	-115.645	5.7
2009/11/18	03:23:06.641	33.196	-115.587	5.3
2009/11/18	03:29:52.641	33.170	-115.600	1.1
2009/11/18	03:31:28.641	33.176	-115.604	0.5
2009/11/18	03:34:21.641	33.192	-115.626	7.7
2009/11/18	03:37:34.641	33.231	-115.605	4.8
2009/11/18	03:38:01.641	33.181	-115.611	0.4
2009/11/18	03:47:42.641	33.184	-115.605	0.1
2009/11/18	03:51:07.641	33.193	-115.583	5.9
2009/11/18	03:53:41.641	33.197	-115.614	5.3
2009/11/18	03:59:46.641	33.190	-115.608	2.2
2009/11/18	04:15:33.641	33.172	-115.609	0.1
2009/11/18	04:25:30.641	33.185	-115.569	3.7
2009/11/18	04:30:47.641	33.184	-115.605	0.1
2009/11/18	04:37:08.641	33.170	-115.600	1.1
2009/11/18	04:38:17.641	33.176	-115.609	2.1
2009/11/18	04:38:43.641	33.176	-115.609	2.1
2009/11/18	04:39:06.641	33.176	-115.609	2.1
2009/11/18	04:46:32.641	33.176	-115.609	2.1
2009/11/18	04:51:58.641	33.231	-115.605	4.8
2009/11/18	05:09:02.641	33.186	-115.612	0.6
2009/11/18	05:12:46.641	33.188	-115.609	2.3
2009/11/18	05:25:51.641	33.190	-115.604	1.2
2009/11/18	05:31:12.641	33.226	-115.588	4.6
2009/11/18	07:14:17.641	33.173	-115.610	1.3
2009/11/18	07:25:34.641	33.172	-115.610	2.2
2009/11/18	07:28:22.641	33.173	-115.610	1.3
2009/11/18	07:45:27.641	33.172	-115.609	0.1
2009/11/18	07:50:38.641	33.197	-115.614	5.3
2009/11/18	08:10:36.641	33.171	-115.605	0.7
2009/11/18	08:14:35.641	33.171	-115.605	0.7
2009/11/18	08:23:29.641	33.197	-115.614	5.3
2009/11/18	09:01:19.641	33.176	-115.604	0.0
2009/11/18	09:01:54.641	33.181	-115.659	6.0
2009/11/18	09:13:41.641	33.176	-115.608	0.4
2009/11/18	09:24:18.641	33.197	-115.614	5.3
2009/11/18	09:25:40.641	33.176	-115.604	0.0
2009/11/18	10:17:44.641	33.173	-115.609	0.1
2009/11/18	10:17:58.641	33.173	-115.609	0.1
2009/11/18	10:18:12.641	33.182	-115.606	1.7
2009/11/18	10:19:46.641	33.182	-115.606	1.7

2009/11/18	10:28:23.641	33.172	-115.609	0.1
2009/11/18	10:30:51.641	33.181	-115.608	1.0
2009/11/18	10:34:25.641	33.172	-115.609	0.1
2009/11/18	10:35:24.641	33.176	-115.609	2.1
2009/11/18	10:36:09.641	33.196	-115.587	5.3
2009/11/18	10:36:59.641	33.176	-115.609	2.1
2009/11/18	10:37:35.641	33.176	-115.609	2.1
2009/11/18	10:38:30.641	33.176	-115.609	2.1
2009/11/18	10:38:55.641	33.176	-115.609	2.1
2009/11/18	10:42:33.641	33.173	-115.610	1.3
2009/11/18	10:43:57.641	33.196	-115.587	5.3
2009/11/18	10:44:44.641	33.176	-115.609	2.1
2009/11/18	10:48:35.641	33.196	-115.587	5.3
2009/11/18	10:56:14.641	33.172	-115.610	2.2
2009/11/18	11:01:51.641	33.176	-115.608	0.4
2009/11/18	11:02:14.641	33.199	-115.617	0.0
2009/11/18	11:04:11.641	33.181	-115.608	0.0
2009/11/18	11:04:56.641	33.190	-115.608	2.2
2009/11/18	11:05:19.641	33.181	-115.608	0.0
2009/11/18	11:05:55.641	33.181	-115.608	0.0
2009/11/18	11:08:11.641	33.192	-115.626	7.7
2009/11/18	11:08:37.641	33.173	-115.609	0.1
2009/11/18	11:11:01.641	33.186	-115.604	2.0
2009/11/18	11:11:39.641	33.190	-115.608	2.2
2009/11/18	11:12:21.641	33.231	-115.605	4.8
2009/11/18	11:14:19.641	33.176	-115.609	2.1
2009/11/18	11:14:54.641	33.181	-115.665	4.2
2009/11/18	11:23:13.641	33.184	-115.605	0.1
2009/11/18	11:27:24.641	33.184	-115.605	0.1
2009/11/18	11:33:38.641	33.184	-115.605	0.1
2009/11/18	11:39:15.641	33.170	-115.600	1.1
2009/11/18	11:57:43.641	33.171	-115.605	0.7
2009/11/18	12:02:50.641	33.118	-115.610	9.1
2009/11/18	12:31:15.641	33.181	-115.608	0.0
2009/11/18	12:53:57.641	33.186	-115.614	2.4
2009/11/18	12:55:30.641	33.186	-115.614	2.4
2009/11/18	13:02:01.641	33.186	-115.614	2.4
2009/11/18	13:13:54.641	33.186	-115.614	2.4
2009/11/18	13:24:38.641	33.182	-115.602	2.5
2009/11/18	13:37:14.641	33.135	-115.644	6.9
2009/11/18	13:37:36.641	33.178	-115.611	1.6
2009/11/18	13:39:46.641	33.178	-115.611	1.6
2009/11/18	13:40:37.641	33.178	-115.611	1.6
2009/11/18	13:42:20.641	33.178	-115.611	1.6
2009/11/18	13:45:31.641	33.178	-115.611	1.6
2009/11/18	13:47:09.641	33.171	-115.605	0.7

2009/11/18	14:42:41.641	33.172	-115.610	2.2
2009/11/18	15:16:34.641	33.177	-115.606	0.1
2009/11/18	15:23:24.641	33.108	-115.602	8.1
2009/11/18	17:30:50.641	33.186	-115.614	2.4
2009/11/18	17:47:37.641	33.172	-115.610	2.2
2009/11/18	18:25:42.641	33.171	-115.605	0.7
2009/11/18	18:29:07.641	33.171	-115.605	0.7
2009/11/18	18:29:37.641	33.171	-115.605	0.7
2009/11/18	19:59:53.641	33.177	-115.621	2.7
2009/11/18	20:00:49.641	33.178	-115.611	1.6
2009/11/18	20:20:30.641	33.202	-115.671	6.3
2009/11/18	20:49:49.641	33.186	-115.614	2.4
2009/11/18	20:56:41.641	33.181	-115.603	1.4
2009/11/18	21:22:50.641	33.172	-115.609	0.1
2009/11/18	23:13:52.641	33.173	-115.609	0.1
2009/11/18	00:00:55.641	33.192	-115.579	4.3
2009/11/19	01:17:33.641	33.176	-115.609	2.1
2009/11/19	01:39:19.641	33.172	-115.609	0.1
2009/11/19	04:41:39.641	33.190	-115.608	2.2
2009/11/19	05:52:05.641	33.186	-115.614	2.4
2009/11/19	06:42:32.641	33.179	-115.594	1.5
2009/11/19	06:49:19.641	33.193	-115.615	3.9
2009/11/19	07:16:03.641	33.176	-115.608	0.4
2009/11/19	08:10:11.641	33.196	-115.587	5.3
2009/11/19	08:12:09.641	33.181	-115.665	4.2
2009/11/19	08:21:23.641	33.181	-115.665	4.2
2009/11/19	08:35:36.641	33.186	-115.604	2.0
2009/11/19	09:30:21.641	33.184	-115.605	0.1
2009/11/19	10:18:41.641	33.184	-115.605	0.1
2009/11/19	12:04:48.641	33.184	-115.605	0.1
2009/11/19	12:07:29.641	33.184	-115.605	0.1
2009/11/19	13:07:31.641	33.184	-115.605	0.1
2009/11/19	13:35:09.641	33.184	-115.605	0.1
2009/11/19	21:38:36.641	33.197	-115.614	5.3
2009/11/18	00:00:55.641	33.192	-115.579	4.3
2009/11/20	00:31:30.641	33.184	-115.605	0.1
2009/11/20	04:22:23.641	33.229	-115.645	5.7
2009/11/20	05:56:09.641	33.177	-115.621	2.7
2009/11/20	07:24:18.641	33.177	-115.635	5.3
2009/11/20	09:28:57.641	33.171	-115.605	0.7
2009/11/20	10:24:07.641	33.108	-115.602	8.1
2009/11/20	13:58:12.641	33.181	-115.603	0.1
2009/11/20	14:29:40.641	33.208	-115.582	2.5
2009/11/20	16:38:36.641	33.171	-115.605	0.7
2009/11/20	18:32:05.641	33.202	-115.575	3.8
2009/11/20	20:44:56.641	33.177	-115.606	0.1

2009/11/20	21:16:50.641	33.108	-115.602	8.1
2009/11/20	21:53:53.641	33.214	-115.620	5.3
2009/11/20	23:11:56.641	33.118	-115.610	9.1
2009/11/18	00:00:55.641	33.192	-115.579	4.3
2009/11/21	01:42:04.641	33.173	-115.610	1.3
2009/11/21	17:12:32.641	33.172	-115.610	2.2
2009/11/21	17:33:31.641	33.159	-115.641	0.9
2009/11/21	19:13:36.641	33.193	-115.615	3.9
2009/11/18	00:00:55.641	33.192	-115.579	4.3
2009/11/22	00:05:48.641	33.161	-115.651	0.7
2009/11/22	00:05:49.641	33.189	-115.576	0.1
2009/11/22	03:27:41.641	33.186	-115.614	2.4
2009/11/22	05:20:47.641	33.149	-115.640	3.5
2009/11/22	05:27:06.641	33.142	-115.628	10.3
2009/11/22	05:41:14.641	33.118	-115.610	9.1
2009/11/22	09:01:32.641	33.171	-115.605	0.7
2009/11/22	09:03:49.641	33.197	-115.614	5.3
2009/11/22	10:27:10.641	33.190	-115.604	1.2
2009/11/22	12:47:48.641	33.179	-115.594	1.5
2009/11/22	15:39:37.641	33.192	-115.626	7.7
2009/11/22	17:25:51.641	33.149	-115.640	3.5
2009/11/22	17:51:52.641	33.159	-115.650	1.5
2009/11/22	18:19:08.641	33.189	-115.605	1.5
2009/11/22	18:19:44.641	33.176	-115.608	0.4
2009/11/22	18:54:05.641	33.183	-115.617	4.3
2009/11/22	21:33:07.641	33.184	-115.608	0.3
2009/11/23	00:00:44.641	33.193	-115.632	3.5
2009/11/23	02:20:34.641	33.108	-115.602	8.1
2009/11/23	12:43:30.641	33.183	-115.677	0.5
2009/11/23	12:47:24.641	33.165	-115.623	7.0
2009/11/23	12:50:55.641	33.183	-115.677	0.5
2009/11/23	13:13:49.641	33.140	-115.636	7.3
2009/11/23	13:21:54.641	33.130	-115.634	0.0
2009/11/23	14:21:40.641	33.176	-115.604	0.0
2009/11/23	20:00:56.641	33.176	-115.609	2.1
2009/11/23	22:59:52.641	33.184	-115.605	0.1
2009/11/18	00:00:55.641	33.192	-115.579	4.3
2009/11/24	00:04:47.641	33.184	-115.605	0.1
2009/11/24	00:38:24.641	33.158	-115.629	6.0
2009/11/24	00:42:30.641	33.184	-115.605	0.1
2009/11/24	02:43:34.641	33.218	-115.639	3.0
2009/11/24	04:26:33.641	33.181	-115.665	4.2
2009/11/24	04:27:16.641	33.181	-115.665	4.2
2009/11/24	04:27:39.641	33.181	-115.665	4.2
2009/11/24	04:28:31.641	33.158	-115.629	6.0
2009/11/24	04:31:55.641	33.158	-115.629	6.0

2009/11/24	04:34:38.641	33.226	-115.588	4.6
2009/11/24	04:35:17.641	33.181	-115.665	4.2
2009/11/24	04:36:29.641	33.181	-115.665	4.2
2009/11/24	04:37:15.641	33.181	-115.665	4.2
2009/11/24	04:37:38.641	33.181	-115.665	4.2
2009/11/24	04:37:52.641	33.181	-115.665	4.2
2009/11/24	04:38:47.641	33.181	-115.665	4.2
2009/11/24	04:39:55.641	33.176	-115.618	3.7
2009/11/24	04:40:39.641	33.181	-115.665	4.2
2009/11/24	04:41:40.641	33.181	-115.665	4.2
2009/11/24	04:44:37.641	33.181	-115.665	4.2
2009/11/24	04:44:52.641	33.176	-115.609	2.1
2009/11/24	04:46:15.641	33.176	-115.609	2.1
2009/11/24	04:46:50.641	33.181	-115.665	4.2
2009/11/24	04:49:44.641	33.181	-115.665	4.2
2009/11/24	04:51:08.641	33.190	-115.608	2.2
2009/11/24	04:53:36.641	33.176	-115.609	2.1
2009/11/24	05:00:45.641	33.182	-115.603	0.1
2009/11/24	05:01:43.641	33.181	-115.665	4.2
2009/11/24	05:03:36.641	33.165	-115.623	7.0
2009/11/24	05:05:45.641	33.181	-115.665	4.2
2009/11/24	05:08:36.641	33.181	-115.665	4.2
2009/11/24	05:08:59.641	33.248	-115.633	2.9
2009/11/24	05:13:12.641	33.190	-115.604	1.2
2009/11/24	05:32:32.641	33.176	-115.609	2.1
2009/11/24	05:32:50.641	33.181	-115.665	4.2
2009/11/24	05:40:04.641	33.165	-115.623	7.0
2009/11/24	05:41:01.641	33.165	-115.623	7.0
2009/11/24	05:41:22.641	33.165	-115.623	7.0
2009/11/24	05:44:08.641	33.165	-115.623	7.0
2009/11/24	05:44:33.641	33.181	-115.665	4.2
2009/11/24	05:46:07.641	33.165	-115.623	7.0
2009/11/24	06:09:35.641	33.165	-115.623	7.0
2009/11/24	06:15:49.641	33.181	-115.665	4.2
2009/11/24	06:29:03.641	33.161	-115.651	0.7
2009/11/24	06:29:44.641	33.161	-115.651	0.7
2009/11/24	06:30:49.641	33.161	-115.651	0.7
2009/11/24	09:54:30.641	33.182	-115.603	0.1
2009/11/24	09:54:46.641	33.176	-115.608	0.4
2009/11/24	10:46:29.641	33.181	-115.603	0.1
2009/11/24	10:59:39.641	33.181	-115.603	0.1
2009/11/24	11:00:03.641	33.181	-115.603	0.1
2009/11/24	11:00:54.641	33.181	-115.603	0.1
2009/11/24	11:02:10.641	33.181	-115.603	0.1
2009/11/24	11:03:40.641	33.188	-115.600	0.1
2009/11/24	11:10:19.641	33.188	-115.600	0.1

2009/11/24	11:10:46.641	33.188	-115.600	0.1
2009/11/24	11:19:46.641	33.188	-115.600	0.1
2009/11/24	11:20:29.641	33.158	-115.629	6.0
2009/11/24	11:32:43.641	33.176	-115.608	0.4
2009/11/24	11:33:15.641	33.179	-115.594	1.5
2009/11/24	11:42:06.641	33.181	-115.602	0.4
2009/11/24	11:59:14.641	33.185	-115.608	2.0
2009/11/24	12:00:04.641	33.188	-115.600	0.1
2009/11/24	12:04:00.641	33.176	-115.608	0.4
2009/11/24	12:20:53.641	33.182	-115.618	3.1
2009/11/24	12:27:20.641	33.158	-115.629	6.0
2009/11/24	12:30:24.641	33.182	-115.612	2.2
2009/11/24	12:31:17.641	33.188	-115.609	2.3
2009/11/24	12:40:31.641	33.185	-115.608	2.0
2009/11/24	12:42:02.641	33.185	-115.608	2.0
2009/11/24	12:47:57.641	33.181	-115.603	0.1
2009/11/24	13:09:03.641	33.185	-115.608	2.0
2009/11/24	13:12:30.641	33.181	-115.665	4.2
2009/11/24	13:17:13.641	33.182	-115.618	3.1
2009/11/24	13:22:27.641	33.185	-115.608	2.0
2009/11/24	13:26:52.641	33.181	-115.602	0.4
2009/11/24	13:39:57.641	33.185	-115.608	2.0
2009/11/24	13:44:17.641	33.185	-115.608	2.0
2009/11/24	13:44:33.641	33.181	-115.602	0.4
2009/11/24	13:48:23.641	33.181	-115.602	0.4
2009/11/24	14:33:16.641	33.181	-115.602	0.4
2009/11/24	14:38:56.641	33.176	-115.608	0.4
2009/11/24	14:47:47.641	33.184	-115.610	2.8
2009/11/24	15:21:12.641	33.184	-115.610	2.8
2009/11/24	15:59:13.641	33.188	-115.600	0.1
2009/11/24	16:33:00.641	33.176	-115.608	0.4
2009/11/24	16:48:27.641	33.187	-115.604	3.2
2009/11/24	16:49:30.641	33.185	-115.608	2.0
2009/11/24	16:49:45.641	33.185	-115.608	2.0
2009/11/24	16:51:41.641	33.140	-115.636	7.3
2009/11/24	16:58:58.641	33.186	-115.612	0.6
2009/11/24	17:07:08.641	33.185	-115.608	2.0
2009/11/24	17:15:31.641	33.185	-115.608	2.0
2009/11/24	17:41:31.641	33.181	-115.602	0.4
2009/11/24	18:12:35.641	33.181	-115.614	3.1
2009/11/24	18:41:18.641	33.185	-115.608	2.0
2009/11/24	19:07:18.641	33.164	-115.640	3.4
2009/11/24	19:08:27.641	33.118	-115.610	9.1
2009/11/24	19:17:16.641	33.185	-115.608	2.0
2009/11/24	19:18:27.641	33.185	-115.608	2.0
2009/11/24	19:21:08.641	33.185	-115.608	2.0

2009/11/24	19:21:30.641	33.185	-115.608	2.0
2009/11/24	19:24:01.641	33.201	-115.544	3.4
2009/11/24	19:27:32.641	33.185	-115.608	2.0
2009/11/24	19:30:16.641	33.185	-115.608	2.0
2009/11/24	19:43:34.641	33.185	-115.608	2.0
2009/11/24	19:44:06.641	33.185	-115.608	2.0
2009/11/24	19:48:46.641	33.181	-115.665	4.2
2009/11/24	21:01:20.641	33.181	-115.665	4.2
2009/11/24	21:03:12.641	33.181	-115.665	4.2
2009/11/24	21:47:35.641	33.181	-115.665	4.2
2009/11/24	21:50:40.641	33.158	-115.629	6.0
2009/11/24	22:02:41.641	33.108	-115.602	8.1
2009/11/24	22:13:47.641	33.179	-115.602	0.6
2009/11/24	22:15:34.641	33.179	-115.602	0.6
2009/11/24	23:26:13.641	33.184	-115.610	2.8
2009/11/18	00:00:56.641	33.192	-115.579	4.3
2009/11/25	00:17:51.641	33.171	-115.605	0.7
2009/11/25	00:47:50.641	33.157	-115.641	2.2
2009/11/25	00:48:49.641	33.157	-115.641	2.2
2009/11/25	00:49:04.641	33.157	-115.641	2.2
2009/11/25	00:50:15.641	33.157	-115.641	2.2
2009/11/25	00:51:21.641	33.157	-115.641	2.2
2009/11/25	00:52:16.641	33.157	-115.641	2.2
2009/11/25	02:01:03.641	33.193	-115.615	3.9
2009/11/25	02:24:16.641	33.182	-115.612	2.2
2009/11/25	02:59:36.641	33.185	-115.608	2.0
2009/11/25	04:59:59.641	33.176	-115.602	3.2
2009/11/25	05:36:04.641	33.159	-115.640	1.5
2009/11/25	05:41:14.641	33.176	-115.604	0.5
2009/11/25	05:58:25.641	33.159	-115.640	1.5
2009/11/25	06:32:06.641	33.108	-115.602	8.1
2009/11/25	06:51:48.641	33.185	-115.608	2.0
2009/11/25	07:58:46.641	33.185	-115.608	2.0
2009/11/25	13:51:54.641	33.185	-115.608	2.0
2009/11/25	20:24:54.641	33.176	-115.609	2.1
2009/11/25	22:04:43.641	33.187	-115.601	1.7
2009/11/18	00:00:55.641	33.192	-115.579	4.3
2009/11/26	01:15:15.641	33.181	-115.602	0.4
2009/11/26	03:55:19.641	33.182	-115.602	2.5
2009/11/26	04:17:59.641	33.181	-115.602	0.4
2009/11/26	05:33:31.641	33.181	-115.602	0.4
2009/11/26	05:35:26.641	33.186	-115.614	2.4
2009/11/26	05:57:36.641	33.175	-115.603	0.1
2009/11/26	06:36:46.641	33.179	-115.597	0.1
2009/11/26	09:08:55.641	33.181	-115.602	0.4
2009/11/26	10:44:51.641	33.202	-115.671	6.3

2009/11/26	14:14:41.641	33.157	-115.641	2.2
2009/11/26	16:41:06.641	33.176	-115.608	0.4
2009/11/26	17:52:30.641	33.171	-115.605	0.7
2009/11/26	17:54:43.641	33.178	-115.611	1.6
2009/11/26	17:56:12.641	33.171	-115.605	0.7
2009/11/26	18:26:43.641	33.171	-115.605	0.7
2009/11/26	18:36:16.641	33.171	-115.605	0.7
2009/11/26	18:38:58.641	33.171	-115.605	0.7
2009/11/26	22:54:26.641	33.181	-115.601	0.7
2009/11/26	23:03:47.641	33.192	-115.626	7.7
2009/11/26	23:06:24.641	33.118	-115.610	9.1
2009/11/26	23:14:39.641	33.202	-115.575	3.8
2009/11/26	23:29:50.641	33.115	-115.585	6.5
2009/11/18	00:00:55.641	33.192	-115.579	4.3
2009/11/27	00:06:14.641	33.229	-115.645	5.7
2009/11/27	00:44:42.641	33.186	-115.614	2.4
2009/11/27	05:22:56.641	33.161	-115.651	0.7
2009/11/27	07:45:50.641	33.171	-115.605	0.7
2009/11/27	08:07:29.641	33.185	-115.608	2.0
2009/11/27	09:08:13.641	33.179	-115.602	0.6
2009/11/27	09:37:31.641	33.179	-115.594	1.5
2009/11/27	14:59:41.641	33.199	-115.617	0.0
2009/11/27	15:25:41.641	33.199	-115.617	0.0
2009/11/27	15:52:16.641	33.199	-115.617	0.0
2009/11/27	17:53:43.641	33.202	-115.575	3.8
2009/11/27	18:41:11.641	33.159	-115.641	0.9
2009/11/27	20:39:02.641	33.188	-115.573	1.2
2009/11/27	21:32:38.641	33.182	-115.602	2.5
2009/11/27	22:47:39.641	33.208	-115.582	2.5
2009/11/28	03:59:11.641	33.187	-115.604	3.2
2009/11/28	04:47:28.641	33.181	-115.601	0.7
2009/11/28	07:24:53.641	33.214	-115.620	5.3
2009/11/28	11:28:58.641	33.179	-115.594	1.5
2009/11/28	11:35:41.641	33.176	-115.608	0.4
2009/11/28	15:33:17.641	33.234	-115.604	4.8
2009/11/28	15:45:15.641	33.184	-115.609	2.2
2009/11/28	18:01:40.641	33.194	-115.583	3.0
2009/11/28	18:19:47.641	33.194	-115.583	3.0
2009/11/28	21:40:35.641	33.192	-115.626	7.7
2009/11/28	21:41:51.641	33.180	-115.609	0.0
2009/11/28	21:43:18.641	33.192	-115.626	7.7
2009/11/28	21:47:14.641	33.182	-115.606	1.7
2009/11/28	22:01:35.641	33.149	-115.640	3.5
2009/11/28	23:03:57.641	33.184	-115.605	0.1
2009/11/28	23:26:45.641	33.202	-115.671	6.3
2009/11/29	00:06:08.641	33.193	-115.615	3.9

2009/11/29	04:07:34.641	33.159	-115.640	1.5
2009/11/29	04:10:48.641	33.158	-115.638	0.4
2009/11/29	04:11:17.641	33.158	-115.638	0.4
2009/11/29	04:12:35.641	33.135	-115.644	6.9
2009/11/29	04:20:35.641	33.158	-115.638	0.4
2009/11/29	06:02:41.641	33.140	-115.636	7.3
2009/11/29	06:44:46.641	33.195	-115.572	0.1
2009/11/29	06:55:53.641	33.195	-115.572	0.1
2009/11/29	06:59:51.641	33.184	-115.605	0.1
2009/11/29	07:00:34.641	33.184	-115.605	0.1
2009/11/29	08:14:41.641	33.196	-115.587	5.3
2009/11/29	12:52:31.641	33.181	-115.611	0.4
2009/11/29	12:54:21.641	33.181	-115.611	0.4
2009/11/29	13:10:57.641	33.186	-115.612	0.6
2009/11/29	13:12:48.641	33.186	-115.612	0.6
2009/11/29	13:13:03.641	33.182	-115.603	0.1
2009/11/29	13:13:58.641	33.182	-115.603	0.1
2009/11/29	13:19:36.641	33.231	-115.605	4.8
2009/11/29	13:44:46.641	33.165	-115.623	7.0
2009/11/29	16:28:22.641	33.184	-115.597	0.1
2009/11/29	19:06:39.641	33.193	-115.615	3.9
2009/11/30	02:05:57.641	33.186	-115.593	0.1
2009/11/30	02:19:07.641	33.142	-115.628	10.3
2009/11/30	02:19:41.641	33.159	-115.641	0.9
2009/11/30	02:19:57.641	33.158	-115.642	0.1
2009/11/30	02:20:16.641	33.158	-115.642	0.1
2009/11/30	02:21:41.641	33.159	-115.641	0.9
2009/11/30	02:21:55.641	33.130	-115.634	0.0
2009/11/30	02:24:05.641	33.140	-115.636	7.3
2009/11/30	02:56:45.641	33.108	-115.602	8.1
2009/11/30	06:15:42.641	33.159	-115.640	1.5
2009/11/30	11:22:59.641	33.231	-115.605	4.8
2009/11/30	11:42:03.641	33.187	-115.604	3.2
2009/11/30	12:04:31.641	33.135	-115.644	6.9
2009/11/30	12:53:07.641	33.187	-115.604	3.2
2009/12/01	22:45:14.641	33.175	-115.600	1.1
2009/12/01	22:46:55.641	33.181	-115.659	6.0
2009/12/01	22:47:39.641	33.179	-115.614	1.8
2009/12/01	22:48:02.641	33.187	-115.608	0.2
2009/12/01	22:54:34.641	33.229	-115.576	3.4
2009/12/01	22:54:47.641	33.208	-115.582	2.5
2009/12/01	22:59:33.641	33.177	-115.606	0.1
2009/12/01	23:12:34.641	33.184	-115.604	0.1
2009/12/01	23:13:20.641	33.179	-115.614	1.8
2009/12/01	23:13:44.641	33.184	-115.604	0.1
2009/12/01	23:16:01.641	33.179	-115.614	1.8

2009/12/01	23:18:02.641	33.179	-115.614	1.8
2009/12/01	23:18:36.641	33.187	-115.608	0.2
2009/12/01	23:22:02.641	33.179	-115.614	1.8
2009/12/01	23:22:38.641	33.176	-115.604	0.0
2009/12/01	23:30:27.641	33.179	-115.614	1.8
2009/12/01	23:30:39.641	33.199	-115.571	3.3
2009/12/01	23:31:57.641	33.179	-115.614	1.8
2009/12/01	23:34:39.641	33.181	-115.665	4.2
2009/12/01	23:41:31.641	33.179	-115.614	1.8
2009/12/02	03:13:04.641	33.118	-115.590	13.8
2009/12/02	07:08:06.641	33.181	-115.665	4.2
2009/12/02	07:09:01.641	33.181	-115.665	4.2
2009/12/02	07:09:29.641	33.181	-115.665	4.2
2009/12/02	07:11:25.641	33.179	-115.621	4.8
2009/12/02	07:11:58.641	33.184	-115.611	2.7
2009/12/02	07:12:55.641	33.181	-115.601	0.7
2009/12/02	07:36:15.641	33.181	-115.665	4.2
2009/12/02	07:36:54.641	33.193	-115.583	5.9
2009/12/02	07:40:13.641	33.181	-115.665	4.2
2009/12/02	07:42:25.641	33.179	-115.614	1.8
2009/12/02	07:45:52.641	33.177	-115.621	2.7
2009/12/02	11:23:00.641	33.108	-115.602	8.1
2009/12/02	13:02:46.641	33.231	-115.657	2.0
2009/12/02	13:04:04.641	33.181	-115.659	6.0
2009/12/02	13:07:09.641	33.213	-115.584	1.3
2009/12/02	13:19:03.641	33.231	-115.657	2.0
2009/12/03	06:07:28.641	33.184	-115.608	0.3
2009/12/03	07:46:50.641	33.179	-115.614	1.8
2009/12/03	07:47:40.641	33.179	-115.614	1.8
2009/12/03	07:51:09.641	33.179	-115.614	1.8
2009/12/03	07:53:06.641	33.179	-115.614	1.8
2009/12/03	11:10:20.641	33.196	-115.618	7.3
2009/12/03	11:15:53.641	33.218	-115.639	3.0
2009/12/03	12:05:34.641	33.179	-115.594	1.5
2009/12/03	12:50:20.641	33.196	-115.587	4.5
2009/12/03	13:12:28.641	33.196	-115.587	4.5
2009/12/03	21:09:14.641	33.183	-115.607	0.0
2009/12/04	03:02:13.641	33.140	-115.636	7.3
2009/12/04	07:45:49.641	33.117	-115.613	7.9
2009/12/04	09:28:25.641	33.199	-115.570	0.2
2009/12/04	11:36:05.641	33.176	-115.608	0.4
2009/12/04	12:54:38.641	33.158	-115.644	0.1
2009/12/04	13:56:37.641	33.190	-115.604	1.2
2009/12/04	14:00:45.641	33.190	-115.604	1.2
2009/12/04	14:01:00.641	33.190	-115.604	1.2
2009/12/04	14:28:57.641	33.190	-115.604	1.2

2009/12/04	14:40:43.641	33.190	-115.604	1.2
2009/12/04	14:44:00.641	33.190	-115.604	1.2
2009/12/04	14:45:25.641	33.182	-115.603	0.1
2009/12/04	20:29:08.641	33.187	-115.604	3.2
2009/12/04	20:33:37.641	33.187	-115.604	3.2
2009/12/04	22:23:05.641	33.108	-115.602	8.1
2009/12/05	01:34:23.641	33.184	-115.604	0.1
2009/12/05	01:35:06.641	33.184	-115.604	0.1
2009/12/05	01:43:53.641	33.117	-115.613	7.9
2009/12/05	02:05:17.641	33.187	-115.604	3.2
2009/12/05	07:37:35.641	33.183	-115.599	0.1
2009/12/05	07:49:00.641	33.236	-115.573	5.0
2009/12/05	11:45:18.641	33.183	-115.599	0.1
2009/12/05	12:14:47.641	33.183	-115.599	0.1
2009/12/06	07:37:56.641	33.118	-115.610	9.1
2009/12/06	08:03:06.641	33.145	-115.634	4.8
2009/12/07	04:02:57.641	33.201	-115.544	3.4
2009/12/07	04:03:30.641	33.201	-115.544	3.4
2009/12/07	04:08:34.641	33.135	-115.644	6.9
2009/12/07	04:09:30.641	33.176	-115.606	6.3
2009/12/07	05:11:24.641	33.175	-115.601	0.1
2009/12/07	07:20:01.641	33.179	-115.594	1.5
2009/12/07	08:40:07.641	33.196	-115.559	0.2
2009/12/07	11:28:36.641	33.198	-115.571	0.2
2009/12/07	13:01:34.641	33.202	-115.575	3.8
2009/12/07	13:18:31.641	33.184	-115.605	0.1
2009/12/07	19:22:53.641	33.176	-115.608	0.4
2009/12/07	20:41:53.641	33.177	-115.606	0.1
2009/12/08	03:02:45.641	33.213	-115.584	1.3
2009/12/08	03:06:07.641	33.213	-115.584	1.3
2009/12/08	03:07:00.641	33.209	-115.590	3.1
2009/12/08	03:13:22.641	33.209	-115.590	3.1
2009/12/08	03:20:01.641	33.181	-115.665	4.2
2009/12/08	04:15:00.641	33.208	-115.631	5.0
2009/12/08	04:44:53.641	33.229	-115.645	5.7
2009/12/08	04:45:04.641	33.236	-115.573	5.0
2009/12/08	11:11:55.641	33.186	-115.612	0.6
2009/12/08	12:32:25.641	33.194	-115.583	3.0
2009/12/08	12:53:21.641	33.159	-115.640	1.5
2009/12/08	12:54:04.641	33.159	-115.640	1.5
2009/12/08	12:54:31.641	33.159	-115.640	1.5
2009/12/08	12:56:43.641	33.159	-115.640	1.5
2009/12/08	12:59:18.641	33.159	-115.640	1.5
2009/12/08	13:00:44.641	33.159	-115.640	1.5
2009/12/08	13:04:19.641	33.159	-115.640	1.5
2009/12/08	13:11:52.641	33.159	-115.640	1.5

2009/12/08	13:13:01.641	33.159	-115.640	1.5
2009/12/08	13:40:17.641	33.149	-115.640	3.5
2009/12/08	13:50:31.641	33.159	-115.640	1.5
2009/12/08	18:14:49.641	33.185	-115.569	3.7
2009/12/08	18:59:37.641	33.182	-115.602	2.5
2009/12/08	19:00:23.641	33.196	-115.559	0.2
2009/12/08	20:27:16.641	33.185	-115.569	3.7
2009/12/08	20:31:40.641	33.196	-115.566	3.2
2009/12/08	21:04:12.641	33.213	-115.584	1.3
2009/12/08	21:16:25.641	33.115	-115.585	6.5
2009/12/08	21:23:47.641	33.196	-115.559	0.2
2009/12/08	21:25:58.641	33.196	-115.559	0.2
2009/12/08	21:56:01.641	33.153	-115.638	10.1
2009/12/08	22:10:57.641	33.188	-115.571	3.0
2009/12/08	22:14:16.641	33.196	-115.587	5.3
2009/12/08	22:15:33.641	33.176	-115.606	6.3
2009/12/08	22:18:44.641	33.196	-115.559	0.2
2009/12/08	22:19:08.641	33.229	-115.645	5.7
2009/12/08	22:22:17.641	33.196	-115.559	0.2
2009/12/08	22:22:37.641	33.196	-115.559	0.2
2009/12/08	22:31:52.641	33.198	-115.571	0.2
2009/12/09	00:25:13.641	33.236	-115.573	5.0
2009/12/09	00:26:03.641	33.201	-115.544	3.4
2009/12/09	00:49:16.641	33.196	-115.566	3.2
2009/12/09	00:54:41.641	33.188	-115.571	3.0
2009/12/09	01:00:26.641	33.176	-115.609	2.1
2009/12/09	01:00:52.641	33.229	-115.645	5.7
2009/12/09	01:12:55.641	33.153	-115.638	10.1
2009/12/09	01:17:39.641	33.188	-115.571	3.0
2009/12/09	01:34:24.641	33.100	-115.590	14.6
2009/12/09	01:35:41.641	33.196	-115.587	5.3
2009/12/09	02:39:17.641	33.196	-115.559	0.2
2009/12/09	03:39:22.641	33.170	-115.600	1.1
2009/12/09	04:49:52.641	33.196	-115.566	3.2
2009/12/09	04:50:17.641	33.212	-115.590	7.2
2009/12/09	05:02:59.641	33.188	-115.571	3.0
2009/12/09	05:32:46.641	33.199	-115.571	3.3
2009/12/09	05:51:42.641	33.181	-115.639	3.7
2009/12/09	06:00:37.641	33.179	-115.597	0.1
2009/12/09	07:04:50.641	33.196	-115.559	0.2
2009/12/09	10:19:54.641	33.198	-115.571	0.2
2009/12/09	10:51:29.641	33.115	-115.585	6.5
2009/12/09	10:53:49.641	33.196	-115.559	0.2
2009/12/09	11:23:51.641	33.179	-115.594	1.5
2009/12/09	11:45:02.641	33.196	-115.559	0.2
2009/12/09	12:01:07.641	33.193	-115.583	5.9

2009/12/09	12:02:48.641	33.179	-115.594	1.5
2009/12/09	13:19:52.641	33.199	-115.570	0.2
2009/12/09	13:34:57.641	33.212	-115.590	7.2
2009/12/09	13:43:48.641	33.203	-115.578	2.2
2009/12/09	13:54:24.641	33.199	-115.570	0.2
2009/12/09	15:38:36.641	33.196	-115.559	0.2
2009/12/09	17:23:49.641	33.203	-115.579	3.5
2009/12/09	18:44:40.641	33.180	-115.600	0.1
2009/12/09	18:45:39.641	33.184	-115.609	2.2
2009/12/09	19:09:04.641	33.183	-115.599	0.1
2009/12/10	00:14:29.641	33.196	-115.559	0.2
2009/12/10	01:13:56.641	33.196	-115.559	0.2
2009/12/10	02:30:26.641	33.199	-115.570	0.2
2009/12/10	03:13:19.641	33.202	-115.575	3.8
2009/12/10	03:51:37.641	33.201	-115.544	3.4
2009/12/10	04:32:41.641	33.188	-115.571	3.0
2009/12/10	04:33:07.641	33.188	-115.571	3.0
2009/12/10	04:33:51.641	33.201	-115.544	3.4
2009/12/10	04:34:10.641	33.115	-115.585	6.5
2009/12/10	04:35:05.641	33.203	-115.578	2.2
2009/12/10	04:36:15.641	33.188	-115.571	3.0
2009/12/10	04:38:56.641	33.188	-115.571	3.0
2009/12/10	04:44:55.641	33.179	-115.594	1.5
2009/12/10	04:45:51.641	33.188	-115.571	3.0
2009/12/10	04:47:43.641	33.176	-115.606	6.3
2009/12/10	04:52:45.641	33.188	-115.571	3.0
2009/12/10	05:27:29.641	33.213	-115.584	1.3
2009/12/10	06:44:43.641	33.213	-115.584	1.3
2009/12/10	06:57:54.641	33.213	-115.584	1.3
2009/12/10	07:26:00.641	33.196	-115.559	0.2
2009/12/10	09:40:54.641	33.115	-115.585	6.5
2009/12/10	09:58:35.641	33.221	-115.605	5.1
2009/12/10	12:32:36.641	33.201	-115.544	3.4
2009/12/10	18:17:20.641	33.140	-115.636	7.3
2009/12/10	18:39:59.641	33.199	-115.570	0.2
2009/12/10	18:44:36.641	33.199	-115.617	0.0
2009/12/10	19:19:55.641	33.140	-115.636	7.3
2009/12/10	20:36:15.641	33.115	-115.585	6.5
2009/12/10	21:45:59.641	33.199	-115.570	0.2
2009/12/10	21:54:16.641	33.203	-115.578	2.2
2009/12/10	22:22:08.641	33.213	-115.584	1.3
2009/12/11	02:01:24.641	33.188	-115.571	3.0
2009/12/11	02:02:24.641	33.184	-115.605	0.1
2009/12/11	02:03:30.641	33.199	-115.570	0.2
2009/12/11	02:04:01.641	33.229	-115.576	3.4
2009/12/11	03:00:45.641	33.212	-115.590	7.2

2009/12/11	03:27:09.641	33.212	-115.590	7.2
2009/12/11	04:34:32.641	33.214	-115.620	5.3
2009/12/11	04:40:58.641	33.179	-115.594	1.5
2009/12/11	09:01:57.641	33.108	-115.602	8.1
2009/12/11	09:02:56.641	33.108	-115.602	8.1
2009/12/11	09:14:31.641	33.108	-115.602	8.1
2009/12/11	09:15:35.641	33.196	-115.559	0.2
2009/12/11	09:37:11.641	33.201	-115.544	3.4
2009/12/11	09:49:59.641	33.153	-115.638	10.1
2009/12/11	10:11:46.641	33.196	-115.559	0.2
2009/12/11	10:25:43.641	33.196	-115.559	0.2
2009/12/11	10:30:37.641	33.176	-115.609	3.8
2009/12/11	10:32:57.641	33.196	-115.559	0.2
2009/12/11	10:43:42.641	33.196	-115.559	0.2
2009/12/11	10:44:13.641	33.196	-115.559	0.2
2009/12/11	10:49:16.641	33.196	-115.559	0.2
2009/12/11	10:50:31.641	33.196	-115.559	0.2
2009/12/11	10:52:42.641	33.196	-115.559	0.2
2009/12/11	10:56:04.641	33.196	-115.559	0.2
2009/12/11	10:57:52.641	33.190	-115.574	3.1
2009/12/11	11:00:51.641	33.190	-115.574	3.1
2009/12/11	11:01:13.641	33.196	-115.559	0.2
2009/12/11	11:02:39.641	33.196	-115.559	0.2
2009/12/11	11:08:12.641	33.196	-115.559	0.2
2009/12/11	11:10:33.641	33.190	-115.574	3.1
2009/12/11	11:11:24.641	33.190	-115.574	3.1
2009/12/11	11:13:40.641	33.206	-115.567	2.7
2009/12/11	11:15:45.641	33.196	-115.559	0.2
2009/12/11	11:23:24.641	33.196	-115.559	0.2
2009/12/11	11:23:36.641	33.182	-115.602	2.5
2009/12/11	11:47:14.641	33.176	-115.604	0.5
2009/12/11	12:11:41.641	33.159	-115.641	0.9
2009/12/11	12:14:26.641	33.159	-115.641	0.9
2009/12/11	12:20:00.641	33.159	-115.641	0.9
2009/12/11	12:22:08.641	33.158	-115.642	0.1
2009/12/11	12:29:01.641	33.187	-115.601	1.7
2009/12/11	13:02:17.641	33.188	-115.571	3.0
2009/12/11	13:25:50.641	33.181	-115.612	1.1
2009/12/11	13:27:51.641	33.161	-115.644	1.0
2009/12/11	13:28:22.641	33.135	-115.644	6.9
2009/12/11	13:32:57.641	33.190	-115.574	3.1
2009/12/11	13:52:36.641	33.206	-115.567	2.7
2009/12/11	16:28:54.641	33.185	-115.569	3.7
2009/12/11	17:26:37.641	33.196	-115.559	0.2
2009/12/11	18:45:57.641	33.176	-115.608	0.4
2009/12/11	19:12:12.641	33.229	-115.576	3.4

2009/12/11	21:55:06.641	33.181	-115.612	1.1
2009/12/11	22:05:05.641	33.189	-115.576	0.1
2009/12/12	00:09:39.641	33.149	-115.640	3.5
2009/12/12	00:44:06.641	33.176	-115.620	1.6
2009/12/12	00:45:25.641	33.173	-115.650	1.8
2009/12/12	00:46:17.641	33.170	-115.626	0.6
2009/12/12	00:48:16.641	33.176	-115.609	2.1
2009/12/12	00:53:02.641	33.149	-115.640	3.5
2009/12/12	01:12:09.641	33.196	-115.559	0.2
2009/12/12	02:58:03.641	33.173	-115.650	1.8
2009/12/12	06:48:01.641	33.182	-115.602	2.5
2009/12/12	07:34:28.641	33.179	-115.614	1.8
2009/12/12	08:56:39.641	33.108	-115.602	8.1
2009/12/12	10:32:12.641	33.142	-115.628	10.3
2009/12/12	10:44:37.641	33.108	-115.602	8.1
2009/12/12	10:57:22.641	33.161	-115.651	0.7
2009/12/12	11:38:53.641	33.142	-115.628	10.3
2009/12/12	11:42:49.641	33.108	-115.602	8.1
2009/12/12	11:55:05.641	33.142	-115.628	10.3
2009/12/12	17:10:36.641	33.100	-115.590	14.6
2009/12/12	17:12:42.641	33.192	-115.572	1.6
2009/12/12	17:13:18.641	33.161	-115.651	0.7
2009/12/12	17:20:08.641	33.197	-115.644	3.0
2009/12/12	17:44:43.641	33.251	-115.564	0.1
2009/12/12	17:44:57.641	33.251	-115.564	0.1
2009/12/12	18:04:03.641	33.161	-115.651	0.7
2009/12/12	18:04:32.641	33.161	-115.651	0.7
2009/12/12	18:07:04.641	33.179	-115.597	0.1
2009/12/12	18:08:45.641	33.182	-115.602	2.5
2009/12/12	18:22:14.641	33.161	-115.651	0.7
2009/12/12	20:52:42.641	33.176	-115.604	0.5
2009/12/13	00:14:10.641	33.192	-115.626	7.7
2009/12/13	02:22:54.641	33.158	-115.638	0.4
2009/12/13	04:27:59.641	33.117	-115.613	7.9
2009/12/13	14:16:36.641	33.172	-115.622	4.0
2009/12/13	19:47:19.641	33.153	-115.638	10.1
2009/12/14	15:40:59.641	33.176	-115.609	2.1
2009/12/14	16:25:31.641	33.135	-115.644	6.9
2009/12/14	19:21:19.641	33.213	-115.584	1.3
2009/12/14	23:57:58.641	33.183	-115.599	0.1
2009/12/15	01:43:26.641	33.108	-115.602	8.1
2009/12/15	04:08:53.641	33.176	-115.608	0.4
2009/12/15	07:31:53.641	33.173	-115.610	1.3
2009/12/15	08:57:36.641	33.184	-115.605	0.1
2009/12/15	17:43:48.641	33.135	-115.644	6.9
2009/12/15	17:44:21.641	33.158	-115.638	0.4

2009/12/15	17:46:20.641	33.108	-115.602	8.1
2009/12/15	18:23:26.641	33.108	-115.602	8.1
2009/12/15	19:37:27.641	33.208	-115.582	2.5
2009/12/15	19:41:23.641	33.193	-115.632	3.5
2009/12/15	19:41:48.641	33.183	-115.599	0.1
2009/12/15	19:42:33.641	33.197	-115.596	3.0
2009/12/15	20:35:46.641	33.178	-115.611	1.6
2009/12/15	22:11:23.641	33.176	-115.608	0.4
2009/12/15	22:13:54.641	33.170	-115.600	1.1
2009/12/15	22:37:14.641	33.117	-115.613	7.9
2009/12/15	23:37:31.641	33.189	-115.567	2.5
2009/12/16	01:38:46.641	33.182	-115.602	2.5
2009/12/16	03:07:34.641	33.142	-115.628	10.3
2009/12/16	21:24:33.641	33.183	-115.599	0.1
2009/12/17	00:07:59.641	33.181	-115.665	4.2
2009/12/17	02:14:58.641	33.142	-115.628	10.3
2009/12/17	08:24:38.641	33.190	-115.612	1.0
2009/12/17	12:50:45.641	33.231	-115.605	4.8
2009/12/17	12:51:20.641	33.187	-115.601	1.7
2009/12/17	14:14:31.641	33.181	-115.665	4.2
2009/12/17	14:17:41.641	33.181	-115.665	4.2
2009/12/17	14:18:12.641	33.214	-115.620	5.3
2009/12/17	14:24:37.641	33.181	-115.665	4.2
2009/12/17	15:02:42.641	33.159	-115.641	0.9
2009/12/17	16:57:42.641	33.188	-115.573	0.2
2009/12/17	17:54:50.641	33.183	-115.599	0.1
2009/12/17	18:16:59.641	33.183	-115.599	0.1
2009/12/17	21:39:43.641	33.100	-115.590	14.6
2009/12/18	10:50:54.641	33.179	-115.621	4.8
2009/12/18	22:56:40.641	33.229	-115.576	3.4
2009/12/18	22:56:56.641	33.199	-115.571	3.3
2009/12/19	08:12:21.641	33.186	-115.612	0.6
2009/12/19	14:22:55.641	33.183	-115.677	0.5
2009/12/19	14:23:42.641	33.158	-115.642	0.1
2009/12/19	19:02:42.641	33.183	-115.599	0.1
2009/12/19	23:24:12.641	33.184	-115.609	2.2
2009/12/19	23:57:48.641	33.188	-115.571	3.0
2009/12/20	00:49:37.641	33.188	-115.571	3.0
2009/12/20	02:06:39.641	33.188	-115.573	1.2
2009/12/20	02:36:25.641	33.189	-115.576	0.1
2009/12/20	09:45:41.641	33.158	-115.642	0.1
2009/12/20	09:48:12.641	33.178	-115.626	1.3
2009/12/20	10:34:01.641	33.181	-115.601	0.7
2009/12/20	10:55:47.641	33.189	-115.576	0.1
2009/12/20	15:39:24.641	33.201	-115.544	3.4
2009/12/20	17:41:16.641	33.201	-115.544	3.4

2009/12/21	04:33:52.641	33.187	-115.601	1.7
2009/12/21	11:40:46.641	33.248	-115.633	2.9
2009/12/21	13:33:42.641	33.149	-115.640	3.5
2009/12/21	13:56:33.641	33.108	-115.602	8.1
2009/12/21	23:32:45.641	33.182	-115.602	2.5
2009/12/22	07:59:44.641	33.182	-115.602	2.5
2009/12/22	12:18:08.641	33.181	-115.665	4.2
2009/12/22	12:50:36.641	33.192	-115.572	1.6
2009/12/22	14:37:51.641	33.176	-115.609	2.1
2009/12/22	22:33:40.641	33.176	-115.609	2.1
2009/12/22	22:34:16.641	33.173	-115.610	1.3
2009/12/22	22:34:39.641	33.176	-115.608	0.4
2009/12/22	22:39:08.641	33.181	-115.665	4.2
2009/12/23	02:37:33.641	33.176	-115.609	2.1
2009/12/23	02:37:33.641	33.136	-115.649	5.3
2009/12/23	06:14:06.641	33.181	-115.665	4.2
2009/12/23	16:22:59.641	33.183	-115.599	0.1
2009/12/23	17:49:54.641	33.183	-115.606	0.1
2009/12/23	20:36:31.641	33.183	-115.599	0.1
2009/12/23	20:36:58.641	33.183	-115.599	0.1
2009/12/23	20:39:38.641	33.176	-115.608	0.4
2009/12/23	21:58:41.641	33.177	-115.606	0.1
2009/12/24	03:49:04.641	33.228	-115.626	3.7
2009/12/24	06:17:49.641	33.185	-115.569	3.7
2009/12/24	06:18:23.641	33.187	-115.601	1.7
2009/12/24	06:18:39.641	33.179	-115.614	1.8
2009/12/24	06:19:03.641	33.187	-115.601	1.7
2009/12/24	06:22:46.641	33.177	-115.606	0.1
2009/12/24	06:25:14.641	33.190	-115.612	1.0
2009/12/24	07:22:35.641	33.117	-115.613	7.9
2009/12/24	08:28:16.641	33.179	-115.621	4.8
2009/12/24	08:38:31.641	33.183	-115.599	0.1
2009/12/24	08:40:56.641	33.208	-115.582	2.5
2009/12/24	16:01:06.641	33.192	-115.572	1.6
2009/12/24	23:31:28.641	33.184	-115.608	0.3
2009/12/24	23:57:39.641	33.173	-115.610	1.3
2009/12/25	02:32:27.641	33.179	-115.594	1.5
2009/12/25	02:32:50.641	33.179	-115.594	1.5
2009/12/25	07:13:57.641	33.229	-115.576	3.4
2009/12/25	22:16:16.641	33.108	-115.602	8.1
2009/12/25	22:18:47.641	33.108	-115.602	8.1
2009/12/26	02:36:47.641	33.228	-115.626	3.7
2009/12/26	10:47:13.641	33.179	-115.614	1.8
2009/12/26	10:48:43.641	33.179	-115.614	1.8
2009/12/26	11:23:24.641	33.199	-115.571	3.3
2009/12/26	14:58:01.641	33.183	-115.606	0.1

2009/12/26	14:59:12.641	33.183	-115.606	0.1
2009/12/26	14:59:23.641	33.183	-115.606	0.1
2009/12/26	15:00:51.641	33.183	-115.606	0.1
2009/12/26	15:01:41.641	33.183	-115.606	0.1
2009/12/26	15:03:47.641	33.183	-115.606	0.1
2009/12/26	15:06:47.641	33.181	-115.611	0.4
2009/12/26	15:07:44.641	33.179	-115.614	1.8
2009/12/26	15:09:34.641	33.190	-115.604	1.2
2009/12/26	19:50:32.641	33.149	-115.640	3.5
2009/12/26	22:55:06.641	33.229	-115.576	3.4
2009/12/27	09:53:47.641	33.209	-115.590	3.1
2009/12/27	09:55:10.641	33.226	-115.588	4.6
2009/12/27	19:57:43.641	33.179	-115.614	1.8
2009/12/27	20:10:14.641	33.197	-115.659	6.4
2009/12/28	11:30:03.641	33.149	-115.640	3.5
2009/12/28	16:29:40.641	33.181	-115.610	0.9
2009/12/28	16:41:03.641	33.183	-115.599	0.1
2009/12/28	18:55:33.641	33.170	-115.600	1.1
2009/12/28	19:28:34.641	33.108	-115.602	8.1
2009/12/28	23:25:18.641	33.201	-115.544	3.4
2009/12/29	10:21:56.641	33.192	-115.567	3.1
2009/12/30	11:36:31.641	33.198	-115.571	0.2
2009/12/30	11:37:15.641	33.198	-115.571	0.2
2009/12/30	11:37:52.641	33.182	-115.602	2.5
2009/12/30	17:51:56.641	33.140	-115.636	7.3
2009/12/30	18:12:14.641	33.140	-115.636	7.3
2009/12/30	18:50:26.641	33.108	-115.602	8.1
2009/12/30	18:50:45.641	33.201	-115.544	3.4
2009/12/30	18:52:32.641	33.181	-115.659	6.0
2009/12/30	18:53:02.641	33.179	-115.614	1.8
2009/12/30	20:23:55.641	33.149	-115.640	3.5
2009/12/30	20:28:36.641	33.183	-115.606	0.1
2009/12/30	20:35:16.641	33.194	-115.583	3.0
2009/12/30	23:33:05.641	33.161	-115.651	0.7
2009/12/31	04:10:09.641	33.184	-115.597	0.1
2009/12/31	06:15:22.641	33.161	-115.644	0.3
2009/12/31	06:23:57.641	33.179	-115.614	1.8
2009/12/31	06:31:41.641	33.179	-115.614	1.8
2009/12/31	08:59:17.641	33.186	-115.593	0.1
2009/12/31	09:03:21.641	33.186	-115.593	0.1
2009/12/31	09:10:25.641	33.186	-115.593	0.1
2009/12/31	09:27:46.641	33.186	-115.593	0.1
2009/12/31	09:28:48.641	33.186	-115.593	0.1
2009/12/31	09:37:20.641	33.186	-115.593	0.1
2009/12/31	10:23:57.641	33.186	-115.593	0.1
2009/12/31	15:03:10.641	33.193	-115.615	3.9

2009/12/31	17:19:33.641	33.184	-115.608	0.3
2009/12/31	18:19:59.641	33.181	-115.665	4.2
2009/12/31	18:20:47.641	33.229	-115.576	3.4
2009/12/31	21:17:38.641	33.218	-115.639	3.0
2009/12/31	21:48:27.641	33.188	-115.571	3.0
2010/01/01	01:16:53.639	33.193	-115.583	5.9
2010/01/01	03:43:42.639	33.186	-115.612	0.6
2010/01/01	04:23:04.639	33.182	-115.603	0.1
2010/01/01	15:53:31.639	33.208	-115.631	5.0
2010/01/01	23:27:31.639	33.158	-115.642	0.1
2010/01/02	00:10:06.639	33.231	-115.655	4.8
2010/01/02	05:45:23.639	33.184	-115.608	0.3
2010/01/02	23:02:47.639	33.100	-115.590	14.6
2010/01/02	23:05:31.639	33.100	-115.590	14.6
2010/01/02	23:12:54.639	33.180	-115.603	0.1
2010/01/03	03:38:08.639	33.190	-115.608	2.2
2010/01/03	03:39:00.639	33.190	-115.608	2.2
2010/01/03	17:12:36.639	33.188	-115.600	0.1
2010/01/03	19:42:08.639	33.130	-115.634	0.0
2010/01/04	07:55:31.639	33.183	-115.599	0.1
2010/01/04	08:21:34.639	33.115	-115.585	6.5
2010/01/04	10:55:26.639	33.184	-115.601	3.5
2010/01/04	10:56:56.639	33.190	-115.604	1.2
2010/01/04	11:47:07.639	33.183	-115.599	0.1
2010/01/04	11:51:11.639	33.183	-115.599	0.1
2010/01/04	12:01:53.639	33.140	-115.636	7.3
2010/01/04	13:11:41.639	33.183	-115.599	0.1
2010/01/04	13:12:03.639	33.183	-115.599	0.1
2010/01/04	16:51:08.639	33.108	-115.602	8.1
2010/01/04	23:35:37.639	33.218	-115.639	3.0
2010/01/05	05:52:29.639	33.188	-115.600	0.1
2010/01/05	05:55:02.639	33.181	-115.659	6.0
2010/01/05	08:11:55.639	33.176	-115.606	6.3
2010/01/05	08:33:13.639	33.203	-115.578	2.2
2010/01/05	09:34:12.639	33.180	-115.609	0.0
2010/01/05	11:51:10.639	33.184	-115.611	2.7
2010/01/05	11:52:44.639	33.179	-115.614	1.8
2010/01/05	12:19:42.639	33.135	-115.644	6.9
2010/01/05	16:14:38.639	33.212	-115.590	7.2
2010/01/05	23:14:14.639	33.179	-115.614	1.8
2010/01/06	02:47:46.639	33.192	-115.579	4.3
2010/01/06	03:44:47.639	33.136	-115.649	5.3
2010/01/06	04:40:13.639	33.176	-115.604	0.0
2010/01/06	10:11:08.639	33.100	-115.590	14.6
2010/01/06	10:12:13.639	33.190	-115.608	2.2
2010/01/06	11:24:10.639	33.130	-115.634	0.0

2010/01/06	11:55:24.639	33.181	-115.608	1.0
2010/01/06	14:25:46.639	33.186	-115.612	0.6
2010/01/06	18:53:41.639	33.160	-115.633	4.6
2010/01/06	22:31:58.639	33.188	-115.613	2.5
2010/01/06	22:42:30.639	33.157	-115.641	2.2
2010/01/07	03:33:12.639	33.231	-115.655	4.8
2010/01/07	05:05:05.639	33.203	-115.578	2.2
2010/01/07	05:29:50.639	33.179	-115.594	1.5
2010/01/07	14:31:02.639	33.194	-115.583	3.0
2010/01/07	16:04:29.639	33.201	-115.544	3.4
2010/01/09	09:23:16.639	33.149	-115.640	3.5
2010/01/09	11:33:58.639	33.183	-115.607	0.0
2010/01/09	12:03:04.639	33.118	-115.610	9.1
2010/01/09	12:58:56.639	33.176	-115.604	0.5
2010/01/09	12:59:20.639	33.170	-115.600	1.1
2010/01/09	12:59:41.639	33.176	-115.608	0.4
2010/01/09	13:13:56.639	33.176	-115.608	0.4
2010/01/09	13:14:24.639	33.188	-115.599	0.8
2010/01/09	13:26:58.639	33.181	-115.603	1.4
2010/01/09	13:27:16.639	33.187	-115.622	4.0
2010/01/09	14:36:07.639	33.208	-115.582	2.5
2010/01/09	15:33:21.639	33.174	-115.603	0.1
2010/01/09	16:00:35.639	33.181	-115.603	1.4
2010/01/09	16:01:41.639	33.170	-115.600	1.1
2010/01/09	16:28:04.639	33.176	-115.618	3.7
2010/01/09	16:49:42.639	33.193	-115.615	3.9
2010/01/09	17:29:50.639	33.198	-115.593	2.3
2010/01/09	18:54:36.639	33.176	-115.609	2.1
2010/01/09	19:10:07.639	33.176	-115.608	0.4
2010/01/09	19:55:54.639	33.174	-115.603	0.1
2010/01/09	20:33:07.639	33.176	-115.604	0.5
2010/01/09	22:46:27.639	33.176	-115.608	0.4
2010/01/09	23:47:30.639	33.176	-115.608	0.4
2010/01/10	04:31:33.639	33.118	-115.610	9.1
2010/01/10	06:43:40.639	33.179	-115.597	0.1
2010/01/10	08:56:56.639	33.182	-115.602	2.5
2010/01/10	11:49:57.639	33.158	-115.642	0.1
2010/01/10	12:21:28.639	33.198	-115.593	2.3
2010/01/10	12:27:23.639	33.180	-115.603	0.1
2010/01/10	12:50:22.639	33.176	-115.604	0.5
2010/01/10	12:56:10.639	33.175	-115.600	1.1
2010/01/10	13:20:38.639	33.179	-115.621	4.8
2010/01/10	13:22:30.639	33.179	-115.594	1.5
2010/01/10	13:24:01.639	33.190	-115.604	1.2
2010/01/10	14:35:01.639	33.175	-115.600	1.1
2010/01/10	15:04:19.639	33.190	-115.608	2.2

2010/01/10	15:14:39.639	33.179	-115.594	1.5
2010/01/10	15:29:00.639	33.190	-115.608	2.2
2010/01/10	15:33:46.639	33.190	-115.608	2.2
2010/01/10	15:37:22.639	33.190	-115.608	2.2
2010/01/10	16:44:26.639	33.117	-115.613	7.9
2010/01/10	16:47:11.639	33.181	-115.603	1.4
2010/01/10	17:29:29.639	33.176	-115.609	2.1
2010/01/10	18:38:37.639	33.182	-115.602	2.5
2010/01/10	18:45:49.639	33.181	-115.611	0.4
2010/01/10	19:20:08.639	33.172	-115.622	4.0
2010/01/10	19:34:38.639	33.190	-115.608	2.2
2010/01/10	19:38:44.639	33.183	-115.599	0.1
2010/01/10	20:15:49.639	33.168	-115.609	0.7
2010/01/10	20:46:22.639	33.175	-115.600	1.1
2010/01/10	22:31:40.639	33.175	-115.600	1.1
2010/01/10	22:44:49.639	33.188	-115.599	0.8
2010/01/10	22:50:31.639	33.175	-115.603	0.1
2010/01/10	22:51:08.639	33.181	-115.603	1.4
2010/01/10	23:31:43.639	33.175	-115.610	2.4
2010/01/10	23:32:37.639	33.175	-115.600	1.1
2010/01/10	23:46:54.639	33.179	-115.597	0.1
2010/01/10	23:47:44.639	33.179	-115.597	0.1
2010/01/10	23:48:11.639	33.179	-115.597	0.1
2010/01/10	23:49:02.639	33.176	-115.604	0.0
2010/01/10	23:49:27.639	33.193	-115.583	5.9
2010/01/10	23:50:55.639	33.175	-115.600	1.1
2010/01/10	23:53:21.639	33.179	-115.597	0.1
2010/01/10	23:55:34.639	33.179	-115.597	0.1
2010/01/11	00:07:13.639	33.176	-115.604	0.0
2010/01/11	00:08:33.639	33.192	-115.567	3.1
2010/01/11	00:25:35.639	33.179	-115.597	0.1
2010/01/11	00:30:30.639	33.180	-115.603	0.1
2010/01/11	01:05:11.639	33.183	-115.599	0.1
2010/01/11	01:05:41.639	33.190	-115.608	2.2
2010/01/11	01:12:05.639	33.229	-115.576	3.4
2010/01/11	01:20:55.639	33.179	-115.597	0.1
2010/01/11	02:10:14.639	33.176	-115.618	3.7
2010/01/11	03:07:16.639	33.177	-115.614	1.2
2010/01/11	03:24:23.639	33.177	-115.606	0.1
2010/01/11	04:13:10.639	33.185	-115.569	3.7
2010/01/11	04:52:38.639	33.174	-115.603	0.1
2010/01/11	05:45:39.639	33.100	-115.590	14.6
2010/01/11	05:46:50.639	33.176	-115.608	0.4
2010/01/11	05:47:19.639	33.159	-115.641	0.9
2010/01/11	05:47:47.639	33.170	-115.626	0.6
2010/01/11	05:49:45.639	33.182	-115.602	2.5

2010/01/11	05:49:58.639	33.176	-115.608	0.4
2010/01/11	06:06:45.639	33.180	-115.603	0.1
2010/01/11	06:07:00.639	33.179	-115.614	1.8
2010/01/11	06:43:28.639	33.176	-115.604	0.0
2010/01/11	07:19:33.639	33.159	-115.641	0.9
2010/01/11	07:22:49.639	33.175	-115.601	0.1
2010/01/11	07:29:32.639	33.108	-115.602	8.1
2010/01/11	07:37:19.639	33.179	-115.594	1.5
2010/01/11	07:37:46.639	33.177	-115.614	1.2
2010/01/11	07:38:54.639	33.170	-115.600	1.1
2010/01/11	07:39:30.639	33.181	-115.611	0.4
2010/01/11	08:55:31.639	33.143	-115.638	4.8
2010/01/11	12:03:35.639	33.179	-115.597	0.1
2010/01/11	12:57:12.639	33.181	-115.608	1.0
2010/01/11	12:57:41.639	33.176	-115.608	0.4
2010/01/11	15:54:19.639	33.174	-115.603	0.1
2010/01/11	16:01:05.639	33.176	-115.609	2.1
2010/01/11	16:52:25.639	33.176	-115.604	0.5
2010/01/11	16:54:10.639	33.179	-115.594	1.5
2010/01/11	16:54:51.639	33.179	-115.594	1.5
2010/01/11	19:03:57.639	33.181	-115.665	4.2
2010/01/11	19:38:30.639	33.130	-115.634	0.0
2010/01/11	20:40:33.639	33.159	-115.641	0.9
2010/01/11	21:26:36.639	33.174	-115.603	0.1
2010/01/11	21:26:48.639	33.174	-115.603	0.1
2010/01/11	22:17:10.639	33.179	-115.597	0.1
2010/01/11	22:19:51.639	33.179	-115.597	0.1
2010/01/11	22:30:23.639	33.175	-115.600	1.1
2010/01/12	00:59:47.639	33.177	-115.635	5.3
2010/01/12	01:02:21.639	33.179	-115.614	1.8
2010/01/12	01:40:15.639	33.176	-115.604	0.5
2010/01/12	01:40:50.639	33.181	-115.611	0.4
2010/01/12	01:42:25.639	33.229	-115.576	3.4
2010/01/12	01:51:33.639	33.175	-115.603	0.1
2010/01/12	02:07:20.639	33.170	-115.600	1.1
2010/01/12	02:15:04.639	33.175	-115.603	0.1
2010/01/12	02:24:33.639	33.185	-115.569	3.7
2010/01/12	04:06:43.639	33.193	-115.615	3.9
2010/01/12	04:18:24.639	33.174	-115.603	0.1
2010/01/12	04:36:12.639	33.175	-115.603	0.1
2010/01/12	04:44:09.639	33.175	-115.603	0.1
2010/01/12	06:07:17.639	33.158	-115.642	0.1
2010/01/12	06:27:12.639	33.175	-115.601	0.1
2010/01/12	06:27:28.639	33.175	-115.601	0.1
2010/01/12	07:08:47.639	33.193	-115.615	3.9
2010/01/12	07:17:37.639	33.176	-115.608	0.4

2010/01/12	07:53:30.639	33.180	-115.603	0.1
2010/01/12	09:51:28.639	33.158	-115.642	0.1
2010/01/12	09:52:35.639	33.158	-115.642	0.1
2010/01/12	11:19:45.639	33.179	-115.597	0.1
2010/01/12	12:07:03.639	33.174	-115.603	0.1
2010/01/12	13:36:47.639	33.181	-115.608	1.0
2010/01/12	13:56:36.639	33.176	-115.608	0.4
2010/01/12	15:16:21.639	33.108	-115.602	8.1
2010/01/12	15:17:14.639	33.193	-115.615	3.9
2010/01/12	15:17:35.639	33.108	-115.602	8.1
2010/01/12	15:18:17.639	33.118	-115.590	13.8
2010/01/12	15:19:43.639	33.160	-115.633	4.6
2010/01/12	15:34:55.639	33.100	-115.590	14.6
2010/01/12	16:24:36.639	33.176	-115.608	0.4
2010/01/12	16:25:00.639	33.179	-115.594	1.5
2010/01/12	17:27:06.639	33.181	-115.603	1.4
2010/01/12	19:57:55.639	33.176	-115.608	0.4
2010/01/12	19:58:16.639	33.160	-115.642	1.5
2010/01/12	19:58:32.639	33.177	-115.606	0.1
2010/01/12	20:00:30.639	33.176	-115.608	0.4
2010/01/12	20:02:12.639	33.176	-115.608	0.4
2010/01/12	21:54:35.639	33.181	-115.659	6.0
2010/01/12	23:46:47.639	33.108	-115.602	8.1
2010/01/13	00:25:34.639	33.180	-115.600	0.1
2010/01/13	00:41:46.639	33.193	-115.583	5.9
2010/01/13	01:13:59.639	33.176	-115.604	0.5
2010/01/13	02:42:25.639	33.175	-115.601	0.1
2010/01/13	02:46:47.639	33.176	-115.604	0.5
2010/01/13	03:16:19.639	33.166	-115.617	5.3
2010/01/13	03:22:50.639	33.197	-115.596	3.0
2010/01/13	03:38:40.639	33.209	-115.590	3.1
2010/01/13	03:40:08.639	33.209	-115.590	3.1
2010/01/13	05:12:32.639	33.108	-115.602	8.1
2010/01/13	05:14:07.639	33.175	-115.600	1.1
2010/01/13	05:26:55.639	33.196	-115.559	0.2
2010/01/13	09:27:49.639	33.179	-115.597	0.1
2010/01/13	10:02:57.639	33.229	-115.576	3.4
2010/01/13	10:43:57.639	33.180	-115.603	0.1
2010/01/13	10:44:36.639	33.179	-115.614	1.8
2010/01/13	10:44:53.639	33.198	-115.593	2.3
2010/01/13	10:45:08.639	33.180	-115.603	0.1
2010/01/13	11:02:28.639	33.179	-115.594	1.5
2010/01/13	12:44:14.639	33.179	-115.597	0.1
2010/01/13	12:44:47.639	33.203	-115.578	2.2
2010/01/13	12:45:07.639	33.182	-115.602	2.5
2010/01/13	12:45:27.639	33.176	-115.618	3.7

2010/01/13	13:12:08.639	33.177	-115.606	0.1
2010/01/13	13:12:38.639	33.176	-115.608	0.4
2010/01/13	13:13:08.639	33.181	-115.611	0.4
2010/01/13	13:13:35.639	33.177	-115.606	0.1
2010/01/13	13:59:24.639	33.229	-115.576	3.4
2010/01/13	14:14:28.639	33.175	-115.610	2.4
2010/01/13	14:58:49.639	33.174	-115.603	0.1
2010/01/13	16:29:15.639	33.176	-115.602	3.2
2010/01/13	16:40:23.639	33.176	-115.602	3.2
2010/01/13	16:47:46.639	33.181	-115.603	1.4
2010/01/13	16:48:00.639	33.175	-115.603	0.1
2010/01/13	16:54:03.639	33.192	-115.572	1.6
2010/01/13	16:54:39.639	33.176	-115.602	3.2
2010/01/13	16:55:21.639	33.179	-115.594	1.5
2010/01/13	16:57:22.639	33.177	-115.606	0.1
2010/01/13	17:54:21.639	33.181	-115.665	4.2
2010/01/13	18:03:51.639	33.181	-115.665	4.2
2010/01/13	18:04:07.639	33.118	-115.610	9.1
2010/01/13	19:47:28.639	33.172	-115.622	4.0
2010/01/13	20:58:46.639	33.176	-115.608	0.4
2010/01/13	22:34:18.639	33.180	-115.603	0.1
2010/01/13	23:13:18.639	33.190	-115.604	1.2
2010/01/13	23:53:35.639	33.179	-115.594	1.5
2010/01/14	01:38:45.639	33.182	-115.602	2.5
2010/01/14	02:09:50.639	33.177	-115.635	5.3
2010/01/14	02:33:10.639	33.174	-115.603	0.1
2010/01/14	02:35:53.639	33.174	-115.603	0.1
2010/01/14	03:01:37.639	33.157	-115.668	0.1
2010/01/14	03:01:53.639	33.157	-115.668	0.1
2010/01/14	03:50:13.639	33.175	-115.601	0.1
2010/01/14	07:25:28.639	33.175	-115.600	1.1
2010/01/14	07:58:52.639	33.176	-115.608	0.4
2010/01/14	07:59:33.639	33.176	-115.608	0.4
2010/01/14	08:04:01.639	33.176	-115.608	0.4
2010/01/14	08:21:03.639	33.181	-115.659	6.0
2010/01/14	08:41:53.639	33.179	-115.597	0.1
2010/01/14	09:28:00.639	33.179	-115.597	0.1
2010/01/14	09:47:59.639	33.184	-115.606	2.9
2010/01/14	09:48:45.639	33.184	-115.606	2.9
2010/01/14	09:51:30.639	33.179	-115.597	0.1
2010/01/14	13:19:09.639	33.179	-115.597	0.1
2010/01/14	13:43:06.639	33.175	-115.600	1.1
2010/01/14	13:51:38.639	33.175	-115.610	2.4
2010/01/14	17:58:48.639	33.179	-115.621	4.8
2010/01/14	18:12:01.639	33.188	-115.571	3.0
2010/01/14	20:13:06.639	33.180	-115.603	0.1

2010/01/14	20:57:00.639	33.176	-115.609	2.1
2010/01/14	22:36:24.639	33.174	-115.603	0.1
2010/01/14	23:00:09.639	33.176	-115.618	3.7
2010/01/14	23:11:41.639	33.176	-115.604	0.0
2010/01/15	00:34:11.639	33.234	-115.604	4.8
2010/01/15	00:43:56.639	33.176	-115.604	0.5
2010/01/15	00:54:27.639	33.193	-115.583	5.9
2010/01/15	01:18:40.639	33.181	-115.608	1.0
2010/01/15	01:19:14.639	33.181	-115.608	1.0
2010/01/15	01:20:03.639	33.176	-115.604	0.5
2010/01/15	01:23:26.639	33.176	-115.608	0.4
2010/01/15	01:24:27.639	33.182	-115.602	2.5
2010/01/15	01:25:06.639	33.193	-115.583	5.9
2010/01/15	01:58:54.639	33.175	-115.603	0.1
2010/01/15	01:59:54.639	33.175	-115.603	0.1
2010/01/15	02:01:32.639	33.175	-115.603	0.1
2010/01/15	02:02:39.639	33.175	-115.603	0.1
2010/01/15	02:04:00.639	33.181	-115.603	2.0
2010/01/15	02:04:27.639	33.170	-115.600	1.1
2010/01/15	02:05:30.639	33.176	-115.604	0.5
2010/01/15	02:08:50.639	33.177	-115.635	5.3
2010/01/15	02:09:48.639	33.180	-115.600	0.1
2010/01/15	02:11:06.639	33.180	-115.600	0.1
2010/01/15	02:12:54.639	33.180	-115.600	0.1
2010/01/15	02:13:50.639	33.181	-115.601	0.7
2010/01/15	02:14:29.639	33.175	-115.600	1.1
2010/01/15	02:15:26.639	33.188	-115.598	2.3
2010/01/15	02:15:46.639	33.212	-115.633	7.6
2010/01/15	02:16:05.639	33.181	-115.602	0.4
2010/01/15	02:16:21.639	33.182	-115.612	2.2
2010/01/15	02:17:00.639	33.181	-115.603	2.0
2010/01/15	02:17:41.639	33.184	-115.610	2.8
2010/01/15	02:19:50.639	33.182	-115.603	0.1
2010/01/15	02:20:28.639	33.182	-115.603	0.1
2010/01/15	02:21:07.639	33.175	-115.603	0.1
2010/01/15	02:22:12.639	33.177	-115.635	5.3
2010/01/15	02:22:26.639	33.181	-115.602	0.4
2010/01/15	02:23:10.639	33.179	-115.597	0.1
2010/01/15	02:23:23.639	33.188	-115.609	2.3
2010/01/15	02:23:55.639	33.181	-115.603	0.1
2010/01/15	02:24:15.639	33.176	-115.608	0.4
2010/01/15	02:24:41.639	33.188	-115.609	2.3
2010/01/15	02:25:12.639	33.188	-115.600	0.1
2010/01/15	02:25:49.639	33.180	-115.603	0.1
2010/01/15	02:26:46.639	33.188	-115.609	2.3
2010/01/15	02:27:11.639	33.180	-115.603	0.1

2010/01/15	02:27:34.639	33.177	-115.606	0.1
2010/01/15	02:27:52.639	33.188	-115.609	2.3
2010/01/15	02:29:36.639	33.186	-115.604	2.0
2010/01/15	02:29:48.639	33.176	-115.608	0.4
2010/01/15	02:30:12.639	33.184	-115.610	2.8
2010/01/15	02:30:34.639	33.179	-115.602	0.6
2010/01/15	02:30:54.639	33.182	-115.602	2.5
2010/01/15	02:31:26.639	33.158	-115.629	6.0
2010/01/15	02:32:35.639	33.180	-115.603	0.1
2010/01/15	02:33:13.639	33.184	-115.597	0.1
2010/01/15	02:33:50.639	33.181	-115.603	1.4
2010/01/15	02:35:05.639	33.198	-115.593	2.3
2010/01/15	02:36:23.639	33.187	-115.601	1.7
2010/01/15	02:37:13.639	33.180	-115.600	0.1
2010/01/15	02:37:51.639	33.188	-115.609	2.3
2010/01/15	02:38:30.639	33.175	-115.603	0.1
2010/01/15	02:39:20.639	33.179	-115.597	0.1
2010/01/15	02:39:59.639	33.176	-115.608	0.4
2010/01/15	02:41:32.639	33.187	-115.601	1.7
2010/01/15	02:42:14.639	33.177	-115.606	0.1
2010/01/15	02:42:34.639	33.175	-115.603	0.1
2010/01/15	02:43:36.639	33.182	-115.603	0.1
2010/01/15	02:44:52.639	33.177	-115.635	5.3
2010/01/15	02:45:12.639	33.175	-115.603	0.1
2010/01/15	02:45:30.639	33.182	-115.602	2.5
2010/01/15	02:46:53.639	33.175	-115.603	0.1
2010/01/15	02:47:05.639	33.188	-115.609	2.3
2010/01/15	02:47:34.639	33.175	-115.610	2.4
2010/01/15	02:47:53.639	33.181	-115.602	0.4
2010/01/15	02:48:24.639	33.179	-115.602	0.6
2010/01/15	02:48:49.639	33.180	-115.600	0.1
2010/01/15	02:49:27.639	33.185	-115.608	2.0
2010/01/15	02:50:31.639	33.177	-115.606	0.1
2010/01/15	02:51:46.639	33.181	-115.603	1.4
2010/01/15	02:54:47.639	33.180	-115.603	0.1
2010/01/15	02:57:23.639	33.181	-115.603	2.0
2010/01/15	02:59:50.639	33.179	-115.602	0.6
2010/01/15	03:02:47.639	33.179	-115.602	0.6
2010/01/15	03:04:39.639	33.188	-115.609	2.3
2010/01/15	03:05:12.639	33.188	-115.609	2.3
2010/01/15	03:06:10.639	33.184	-115.610	2.8
2010/01/15	03:06:52.639	33.198	-115.593	2.3
2010/01/15	03:07:04.639	33.181	-115.659	6.0
2010/01/15	03:07:52.639	33.188	-115.609	2.3
2010/01/15	03:08:08.639	33.185	-115.608	2.0
2010/01/15	03:08:59.639	33.186	-115.604	2.0

2010/01/15	03:12:10.639	33.181	-115.603	1.4
2010/01/15	03:14:16.639	33.188	-115.609	2.3
2010/01/15	03:15:05.639	33.176	-115.609	2.1
2010/01/15	03:18:01.639	33.190	-115.604	1.2
2010/01/15	03:20:20.639	33.198	-115.593	2.3
2010/01/15	03:21:27.639	33.181	-115.601	0.7
2010/01/15	03:22:35.639	33.184	-115.610	2.8
2010/01/15	03:23:47.639	33.179	-115.602	0.6
2010/01/15	03:24:15.639	33.182	-115.612	2.2
2010/01/15	03:26:09.639	33.181	-115.603	2.0
2010/01/15	03:27:12.639	33.198	-115.593	2.3
2010/01/15	03:28:57.639	33.181	-115.603	1.4
2010/01/15	03:29:57.639	33.181	-115.603	1.4
2010/01/15	03:30:56.639	33.190	-115.604	1.2
2010/01/15	03:32:12.639	33.186	-115.604	2.0
2010/01/15	03:33:53.639	33.190	-115.604	1.2
2010/01/15	03:34:39.639	33.190	-115.604	1.2
2010/01/15	03:35:31.639	33.212	-115.633	7.6
2010/01/15	03:36:17.639	33.175	-115.603	0.1
2010/01/15	03:38:39.639	33.187	-115.601	1.7
2010/01/15	03:39:22.639	33.188	-115.609	2.3
2010/01/15	03:39:42.639	33.190	-115.604	1.2
2010/01/15	03:40:56.639	33.158	-115.629	6.0
2010/01/15	03:44:10.639	33.188	-115.600	0.1
2010/01/15	03:44:29.639	33.190	-115.604	1.2
2010/01/15	03:47:55.639	33.177	-115.635	5.3
2010/01/15	03:49:38.639	33.176	-115.604	0.5
2010/01/15	03:49:57.639	33.181	-115.665	4.2
2010/01/15	03:50:30.639	33.180	-115.603	0.1
2010/01/15	03:58:43.639	33.117	-115.613	7.9
2010/01/15	04:00:11.639	33.181	-115.603	2.0
2010/01/15	04:02:22.639	33.188	-115.609	2.3
2010/01/15	04:07:33.639	33.181	-115.601	0.7
2010/01/15	04:08:08.639	33.180	-115.600	0.1
2010/01/15	04:12:33.639	33.179	-115.594	1.5
2010/01/15	04:13:35.639	33.198	-115.593	2.3
2010/01/15	04:21:45.639	33.181	-115.601	0.7
2010/01/15	04:22:20.639	33.212	-115.633	7.6
2010/01/15	04:26:14.639	33.179	-115.602	0.6
2010/01/15	04:31:50.639	33.176	-115.608	0.4
2010/01/15	04:32:24.639	33.229	-115.576	3.4
2010/01/15	04:35:08.639	33.180	-115.603	0.1
2010/01/15	04:37:22.639	33.199	-115.617	0.0
2010/01/15	04:44:24.639	33.190	-115.604	1.2
2010/01/15	04:44:49.639	33.185	-115.608	2.0
2010/01/15	04:45:34.639	33.190	-115.604	1.2

2010/01/15	04:45:53.639	33.190	-115.604	1.2
2010/01/15	04:47:03.639	33.176	-115.608	0.4
2010/01/15	04:47:34.639	33.190	-115.604	1.2
2010/01/15	04:48:14.639	33.182	-115.603	0.1
2010/01/15	04:48:32.639	33.182	-115.612	2.2
2010/01/15	04:50:49.639	33.184	-115.610	2.8
2010/01/15	04:51:40.639	33.197	-115.596	3.0
2010/01/15	04:57:03.639	33.184	-115.610	2.8
2010/01/15	05:00:48.639	33.181	-115.665	4.2
2010/01/15	05:21:29.639	33.182	-115.603	0.1
2010/01/15	05:23:12.639	33.181	-115.601	0.7
2010/01/15	05:23:54.639	33.181	-115.601	0.7
2010/01/15	05:30:16.639	33.179	-115.602	0.6
2010/01/15	05:32:45.639	33.181	-115.603	2.0
2010/01/15	05:33:17.639	33.188	-115.600	0.1
2010/01/15	05:34:10.639	33.188	-115.609	2.3
2010/01/15	05:34:45.639	33.188	-115.600	0.1
2010/01/15	05:35:19.639	33.181	-115.603	1.4
2010/01/15	05:38:32.639	33.175	-115.603	0.1
2010/01/15	05:43:02.639	33.180	-115.603	0.1
2010/01/15	05:44:42.639	33.182	-115.612	2.2
2010/01/15	05:52:33.639	33.181	-115.601	0.7
2010/01/15	05:55:57.639	33.179	-115.602	0.6
2010/01/15	05:58:48.639	33.177	-115.606	0.1
2010/01/15	06:10:21.639	33.179	-115.597	0.1
2010/01/15	06:12:59.639	33.188	-115.609	2.3
2010/01/15	06:16:50.639	33.184	-115.610	2.8
2010/01/15	06:19:25.639	33.179	-115.602	0.6
2010/01/15	06:20:13.639	33.181	-115.603	0.1
2010/01/15	06:21:52.639	33.188	-115.599	0.8
2010/01/15	06:23:50.639	33.181	-115.603	0.1
2010/01/15	06:24:52.639	33.179	-115.594	1.5
2010/01/15	06:26:58.639	33.208	-115.582	2.5
2010/01/15	06:29:52.639	33.187	-115.601	1.7
2010/01/15	06:37:40.639	33.179	-115.602	0.6
2010/01/15	07:14:37.639	33.181	-115.665	4.2
2010/01/15	07:20:13.639	33.176	-115.602	3.2
2010/01/15	07:28:21.639	33.181	-115.665	4.2
2010/01/15	07:35:14.639	33.186	-115.604	2.0
2010/01/15	07:37:44.639	33.183	-115.607	0.0
2010/01/15	07:42:14.639	33.186	-115.604	2.0
2010/01/15	07:58:39.639	33.190	-115.608	2.2
2010/01/15	08:00:26.639	33.188	-115.600	0.1
2010/01/15	08:02:16.639	33.188	-115.609	2.3
2010/01/15	08:06:12.639	33.188	-115.598	2.3
2010/01/15	08:09:01.639	33.188	-115.609	2.3

2010/01/15	08:10:27.639	33.188	-115.609	2.3
2010/01/15	08:12:51.639	33.180	-115.603	0.1
2010/01/15	08:15:49.639	33.184	-115.610	2.8
2010/01/15	08:16:54.639	33.188	-115.600	0.1
2010/01/15	08:19:32.639	33.188	-115.609	2.3
2010/01/15	08:20:22.639	33.182	-115.618	3.1
2010/01/15	08:20:48.639	33.190	-115.608	2.2
2010/01/15	08:42:49.639	33.182	-115.603	0.1
2010/01/15	08:47:56.639	33.185	-115.608	2.0
2010/01/15	08:51:22.639	33.188	-115.609	2.3
2010/01/15	08:53:53.639	33.182	-115.603	0.1
2010/01/15	09:20:22.639	33.188	-115.609	2.3
2010/01/15	10:11:10.639	33.187	-115.604	3.2
2010/01/15	10:26:03.639	33.182	-115.603	0.1
2010/01/15	10:27:03.639	33.187	-115.601	1.7
2010/01/15	10:35:45.639	33.181	-115.602	0.4
2010/01/15	10:43:22.639	33.148	-115.633	4.3
2010/01/15	10:51:19.639	33.182	-115.603	0.1
2010/01/15	10:57:44.639	33.184	-115.610	2.8
2010/01/15	10:58:24.639	33.181	-115.602	0.4
2010/01/15	11:07:18.639	33.175	-115.610	2.4
2010/01/15	11:20:20.639	33.188	-115.600	0.1
2010/01/15	11:27:47.639	33.181	-115.603	0.1
2010/01/15	11:28:29.639	33.188	-115.609	2.3
2010/01/15	11:29:21.639	33.196	-115.587	5.3
2010/01/15	11:30:11.639	33.185	-115.608	2.0
2010/01/15	11:30:47.639	33.188	-115.609	2.3
2010/01/15	11:31:04.639	33.187	-115.604	3.2
2010/01/15	11:31:46.639	33.199	-115.571	3.3
2010/01/15	11:33:02.639	33.187	-115.604	3.2
2010/01/15	11:33:13.639	33.187	-115.604	3.2
2010/01/15	11:34:50.639	33.188	-115.600	0.1
2010/01/15	11:35:04.639	33.186	-115.593	0.1
2010/01/15	11:35:54.639	33.183	-115.617	4.3
2010/01/15	11:36:29.639	33.187	-115.604	3.2
2010/01/15	11:37:31.639	33.187	-115.604	3.2
2010/01/15	11:41:47.639	33.184	-115.604	0.1
2010/01/15	11:43:35.639	33.187	-115.604	3.2
2010/01/15	11:44:07.639	33.188	-115.609	2.3
2010/01/15	11:47:03.639	33.214	-115.620	5.3
2010/01/15	11:50:10.639	33.248	-115.633	2.9
2010/01/15	11:52:03.639	33.229	-115.645	5.7
2010/01/15	11:52:34.639	33.184	-115.608	0.3
2010/01/15	11:57:06.639	33.179	-115.594	1.5
2010/01/15	11:58:38.639	33.181	-115.603	0.1
2010/01/15	12:00:17.639	33.179	-115.594	1.5

2010/01/15	12:01:50.639	33.181	-115.602	0.4
2010/01/15	12:16:19.639	33.214	-115.620	5.3
2010/01/15	12:19:11.639	33.234	-115.604	4.8
2010/01/15	12:23:40.639	33.177	-115.621	2.7
2010/01/15	12:24:04.639	33.181	-115.665	4.2
2010/01/15	12:38:17.639	33.179	-115.602	0.6
2010/01/15	12:38:33.639	33.212	-115.633	7.6
2010/01/15	12:45:07.639	33.196	-115.587	5.3
2010/01/15	12:47:43.639	33.188	-115.609	2.3
2010/01/15	12:56:18.639	33.184	-115.610	2.8
2010/01/15	13:05:59.639	33.181	-115.602	0.4
2010/01/15	13:10:16.639	33.188	-115.600	0.1
2010/01/15	13:14:11.639	33.188	-115.609	2.3
2010/01/15	13:15:51.639	33.179	-115.614	1.8
2010/01/15	13:18:57.639	33.184	-115.609	2.2
2010/01/15	13:26:48.639	33.188	-115.609	2.3
2010/01/15	13:34:18.639	33.192	-115.572	1.6
2010/01/15	13:52:29.639	33.193	-115.632	3.5
2010/01/15	14:07:04.639	33.184	-115.610	2.8
2010/01/15	14:32:31.639	33.182	-115.602	2.5
2010/01/15	14:46:13.639	33.192	-115.572	1.6
2010/01/15	14:54:22.639	33.186	-115.604	2.0
2010/01/15	16:09:57.639	33.181	-115.602	0.4
2010/01/15	16:14:37.639	33.187	-115.601	1.7
2010/01/15	16:27:57.639	33.184	-115.604	0.1
2010/01/15	16:30:42.639	33.184	-115.604	0.1
2010/01/15	16:31:17.639	33.184	-115.604	0.1
2010/01/15	16:31:35.639	33.184	-115.604	0.1
2010/01/15	16:32:12.639	33.184	-115.604	0.1
2010/01/15	16:33:33.639	33.188	-115.609	2.3
2010/01/15	16:43:16.639	33.184	-115.604	0.1
2010/01/15	17:05:38.639	33.181	-115.665	4.2
2010/01/15	17:14:22.639	33.181	-115.603	1.4
2010/01/15	17:20:35.639	33.186	-115.604	2.0
2010/01/15	17:43:16.639	33.198	-115.593	2.3
2010/01/15	17:47:04.639	33.147	-115.623	7.9
2010/01/15	18:05:16.639	33.185	-115.608	2.0
2010/01/15	18:57:43.639	33.184	-115.608	0.3
2010/01/15	19:26:09.639	33.184	-115.608	0.3
2010/01/15	19:34:42.639	33.177	-115.621	2.7
2010/01/15	19:37:32.639	33.214	-115.620	5.3
2010/01/15	19:44:13.639	33.186	-115.604	2.0
2010/01/15	19:51:33.639	33.182	-115.618	3.1
2010/01/15	20:11:57.639	33.181	-115.603	2.0
2010/01/15	20:19:21.639	33.212	-115.633	7.6
2010/01/15	20:23:31.639	33.179	-115.602	0.6

2010/01/15	20:43:51.639	33.188	-115.609	2.3
2010/01/15	20:47:24.639	33.179	-115.602	0.6
2010/01/15	20:50:48.639	33.179	-115.614	1.8
2010/01/15	20:55:31.639	33.186	-115.604	2.0
2010/01/15	21:05:06.639	33.177	-115.635	5.3
2010/01/15	21:18:36.639	33.201	-115.544	3.4
2010/01/15	21:32:14.639	33.185	-115.608	2.0
2010/01/15	22:06:14.639	33.175	-115.610	2.4
2010/01/15	22:22:14.639	33.176	-115.609	2.1
2010/01/15	22:46:36.639	33.181	-115.601	0.7
2010/01/15	23:22:57.639	33.182	-115.612	2.2
2010/01/15	23:33:15.639	33.229	-115.576	3.4
2010/01/15	23:36:40.639	33.184	-115.604	0.1
2010/01/15	23:42:55.639	33.182	-115.618	3.1
2010/01/15	23:53:45.639	33.181	-115.603	2.0
2010/01/16	00:05:44.639	33.212	-115.633	7.6
2010/01/16	00:09:30.639	33.188	-115.609	2.3
2010/01/16	00:15:59.639	33.212	-115.633	7.6
2010/01/16	00:57:36.639	33.188	-115.609	2.3
2010/01/16	00:59:28.639	33.188	-115.609	2.3
2010/01/16	01:19:56.639	33.188	-115.609	2.3
2010/01/16	01:24:45.639	33.188	-115.600	0.1
2010/01/16	01:26:19.639	33.182	-115.612	2.2
2010/01/16	01:30:01.639	33.181	-115.603	0.1
2010/01/16	01:47:08.639	33.186	-115.604	2.0
2010/01/16	02:36:53.639	33.188	-115.600	0.1
2010/01/16	03:47:07.639	33.176	-115.604	0.0
2010/01/16	04:05:06.639	33.181	-115.603	0.1
2010/01/16	04:13:10.639	33.181	-115.603	1.4
2010/01/16	06:11:47.639	33.184	-115.610	2.8
2010/01/16	06:18:09.639	33.193	-115.583	5.9
2010/01/16	06:32:19.639	33.175	-115.610	2.4
2010/01/16	06:41:31.639	33.184	-115.608	0.3
2010/01/16	07:22:06.639	33.180	-115.603	0.1
2010/01/16	08:17:45.639	33.173	-115.609	0.1
2010/01/16	08:19:05.639	33.168	-115.609	0.7
2010/01/16	09:43:38.639	33.188	-115.609	2.3
2010/01/16	09:51:56.639	33.188	-115.609	2.3
2010/01/16	10:28:07.639	33.212	-115.633	7.6
2010/01/16	10:50:06.639	33.186	-115.604	2.0
2010/01/16	10:56:42.639	33.166	-115.617	5.3
2010/01/16	11:00:14.639	33.179	-115.614	1.8
2010/01/16	12:15:47.639	33.188	-115.598	2.3
2010/01/16	12:16:27.639	33.181	-115.665	4.2
2010/01/16	12:19:21.639	33.181	-115.665	4.2
2010/01/16	13:11:40.639	33.183	-115.606	0.1

2010/01/16	13:27:01.639	33.181	-115.603	2.0
2010/01/16	13:44:08.639	33.181	-115.602	0.4
2010/01/16	13:47:49.639	33.188	-115.598	2.3
2010/01/16	14:39:27.639	33.172	-115.622	4.0
2010/01/16	14:48:29.639	33.181	-115.602	0.4
2010/01/16	15:09:22.639	33.158	-115.642	0.1
2010/01/16	15:23:30.639	33.181	-115.601	0.7
2010/01/16	16:47:22.639	33.181	-115.602	0.4
2010/01/16	17:32:01.639	33.184	-115.608	0.3
2010/01/16	17:32:18.639	33.187	-115.601	1.7
2010/01/16	17:32:47.639	33.187	-115.601	1.7
2010/01/16	17:51:10.639	33.182	-115.602	2.5
2010/01/16	18:18:32.639	33.229	-115.645	5.7
2010/01/16	18:32:52.639	33.190	-115.608	2.2
2010/01/16	19:16:13.639	33.176	-115.604	0.5
2010/01/16	19:21:21.639	33.179	-115.594	1.5
2010/01/16	20:20:14.639	33.117	-115.613	7.9
2010/01/16	21:10:22.639	33.173	-115.617	0.2
2010/01/16	21:37:39.639	33.208	-115.631	5.0
2010/01/16	21:57:45.639	33.185	-115.608	2.0
2010/01/17	02:05:26.639	33.176	-115.618	3.7
2010/01/17	02:23:58.639	33.212	-115.633	7.6
2010/01/17	03:14:09.639	33.172	-115.622	4.0
2010/01/17	04:59:28.639	33.179	-115.594	1.5
2010/01/17	04:59:39.639	33.179	-115.594	1.5
2010/01/17	05:28:41.639	33.108	-115.602	8.1
2010/01/17	07:28:13.639	33.176	-115.608	0.4
2010/01/17	07:29:12.639	33.179	-115.594	1.5
2010/01/17	07:35:48.639	33.176	-115.608	0.4
2010/01/17	07:36:42.639	33.182	-115.602	2.5
2010/01/17	08:55:36.639	33.218	-115.639	3.0
2010/01/17	09:03:24.639	33.180	-115.603	0.1
2010/01/17	09:21:06.639	33.176	-115.604	0.5
2010/01/17	09:30:30.639	33.176	-115.604	0.5
2010/01/17	11:14:38.639	33.187	-115.604	3.2
2010/01/17	11:38:07.639	33.179	-115.614	1.8
2010/01/17	12:32:52.639	33.187	-115.604	3.2
2010/01/17	12:45:53.639	33.181	-115.602	0.4
2010/01/17	12:46:34.639	33.214	-115.620	5.3
2010/01/17	13:05:55.639	33.184	-115.608	0.3
2010/01/17	13:27:17.639	33.183	-115.607	0.0
2010/01/17	13:34:41.639	33.228	-115.626	3.7
2010/01/17	13:53:24.639	33.176	-115.609	3.8
2010/01/17	13:53:35.639	33.175	-115.606	4.2
2010/01/17	13:54:00.639	33.175	-115.606	4.2
2010/01/17	15:36:01.639	33.229	-115.576	3.4

2010/01/17	15:57:33.639	33.179	-115.597	0.1
2010/01/17	21:04:51.639	33.188	-115.609	2.3
2010/01/17	21:43:49.639	33.187	-115.604	3.2
2010/01/17	21:59:33.639	33.175	-115.610	2.4
2010/01/17	22:00:05.639	33.176	-115.618	3.7
2010/01/17	23:23:05.639	33.186	-115.604	2.0
2010/01/18	00:07:40.639	33.184	-115.610	2.8
2010/01/18	01:03:28.639	33.149	-115.640	3.5
2010/01/18	01:08:53.639	33.193	-115.632	3.5
2010/01/18	01:21:35.639	33.187	-115.604	3.2
2010/01/18	02:20:31.639	33.188	-115.600	0.1
2010/01/18	02:23:29.639	33.181	-115.665	4.2
2010/01/18	02:33:43.639	33.157	-115.669	0.6
2010/01/18	04:37:01.639	33.176	-115.609	2.1
2010/01/18	05:10:59.639	33.188	-115.609	2.3
2010/01/18	05:42:01.639	33.188	-115.609	2.3
2010/01/18	06:00:51.639	33.188	-115.609	2.3
2010/01/18	06:49:01.639	33.182	-115.603	0.1
2010/01/18	06:54:47.639	33.182	-115.603	0.1
2010/01/18	07:26:06.639	33.179	-115.597	0.1
2010/01/18	08:19:38.639	33.181	-115.602	0.4
2010/01/18	09:15:25.639	33.187	-115.604	3.2
2010/01/18	09:17:06.639	33.187	-115.604	3.2
2010/01/18	10:17:41.639	33.188	-115.609	2.3
2010/01/18	11:15:33.639	33.174	-115.603	0.1
2010/01/18	11:23:20.639	33.187	-115.604	3.2
2010/01/18	11:49:56.639	33.149	-115.640	3.5
2010/01/18	12:09:35.639	33.172	-115.611	3.7
2010/01/18	12:30:24.639	33.187	-115.604	3.2
2010/01/18	13:26:32.639	33.176	-115.608	0.4
2010/01/18	19:04:08.639	33.108	-115.602	8.1
2010/01/18	19:06:20.639	33.159	-115.641	0.9
2010/01/19	02:27:12.639	33.175	-115.606	4.2
2010/01/19	02:28:00.639	33.205	-115.577	0.0
2010/01/19	02:34:48.639	33.212	-115.633	7.6
2010/01/19	02:36:28.639	33.212	-115.633	7.6
2010/01/19	03:58:57.639	33.176	-115.604	0.0
2010/01/19	04:04:30.639	33.174	-115.603	0.1
2010/01/19	05:16:00.639	33.192	-115.572	1.6
2010/01/19	06:55:25.639	33.176	-115.604	0.5
2010/01/19	06:55:47.639	33.170	-115.600	1.1
2010/01/19	06:56:25.639	33.177	-115.606	0.1
2010/01/19	06:59:03.639	33.170	-115.600	1.1
2010/01/19	06:59:49.639	33.176	-115.604	0.5
2010/01/19	07:03:25.639	33.185	-115.608	2.0
2010/01/19	09:33:56.639	33.186	-115.604	2.0

2010/01/19	09:34:11.639	33.173	-115.650	1.8
2010/01/19	09:49:17.639	33.234	-115.604	4.8
2010/01/19	09:51:01.639	33.181	-115.601	0.7
2010/01/19	10:18:28.639	33.180	-115.600	0.1
2010/01/19	11:00:41.639	33.176	-115.608	0.4
2010/01/19	11:03:17.639	33.175	-115.606	4.2
2010/01/19	11:05:09.639	33.182	-115.602	2.5
2010/01/19	11:06:13.639	33.182	-115.602	2.5
2010/01/19	11:07:01.639	33.182	-115.602	2.5
2010/01/19	11:24:19.639	33.182	-115.602	2.5
2010/01/19	11:26:35.639	33.175	-115.606	4.2
2010/01/19	11:26:58.639	33.175	-115.606	4.2
2010/01/19	11:27:42.639	33.176	-115.604	0.5
2010/01/19	11:28:18.639	33.177	-115.606	0.1
2010/01/19	11:37:51.639	33.179	-115.594	1.5
2010/01/19	12:35:41.639	33.229	-115.645	5.7
2010/01/19	13:15:49.639	33.176	-115.604	0.0
2010/01/19	13:59:46.639	33.175	-115.606	4.2
2010/01/19	14:02:09.639	33.175	-115.606	4.2
2010/01/19	14:02:33.639	33.176	-115.609	3.8
2010/01/19	14:03:26.639	33.175	-115.606	4.2
2010/01/19	14:09:20.639	33.183	-115.617	4.3
2010/01/19	14:34:54.639	33.176	-115.609	3.8
2010/01/19	14:43:40.639	33.179	-115.594	1.5
2010/01/19	16:37:01.639	33.177	-115.614	1.2
2010/01/19	16:43:13.639	33.184	-115.601	3.5
2010/01/19	16:46:46.639	33.187	-115.622	4.0
2010/01/19	18:28:46.639	33.184	-115.610	2.8
2010/01/19	18:38:54.639	33.184	-115.610	2.8
2010/01/19	20:15:10.639	33.108	-115.602	8.1
2010/01/19	20:17:41.639	33.175	-115.603	0.1
2010/01/19	23:50:37.639	33.184	-115.601	3.5
2010/01/20	03:04:16.639	33.199	-115.570	0.2
2010/01/20	04:43:57.639	33.196	-115.587	5.3
2010/01/20	05:01:29.639	33.176	-115.604	0.0
2010/01/20	06:18:05.639	33.157	-115.641	2.2
2010/01/20	07:00:46.639	33.188	-115.573	0.2
2010/01/20	08:41:11.639	33.108	-115.602	8.1
2010/01/20	10:18:34.639	33.184	-115.608	0.3
2010/01/20	11:05:00.639	33.181	-115.608	1.0
2010/01/20	15:17:36.639	33.212	-115.633	7.6
2010/01/20	15:53:38.639	33.177	-115.621	2.7
2010/01/20	17:33:42.639	33.176	-115.608	0.4
2010/01/20	17:33:55.639	33.181	-115.603	1.4
2010/01/20	19:38:07.639	33.174	-115.603	0.1
2010/01/20	20:04:37.639	33.182	-115.612	2.2

2010/01/20	20:04:53.639	33.182	-115.612	2.2
2010/01/20	23:27:05.639	33.108	-115.602	8.1
2010/01/20	23:42:03.639	33.108	-115.602	8.1
2010/01/21	01:36:05.639	33.108	-115.602	8.1
2010/01/21	04:47:06.639	33.176	-115.608	0.4
2010/01/21	05:32:34.639	33.192	-115.626	7.7
2010/01/21	08:37:26.639	33.228	-115.626	3.7
2010/01/21	08:51:27.639	33.157	-115.680	0.2
2010/01/21	09:56:10.639	33.108	-115.602	8.1
2010/01/21	10:19:18.639	33.108	-115.602	8.1
2010/01/21	10:24:18.639	33.158	-115.642	0.1
2010/01/21	11:28:59.639	33.179	-115.594	1.5
2010/01/21	14:00:38.639	33.176	-115.609	2.1
2010/01/21	14:00:52.639	33.140	-115.636	7.3
2010/01/21	14:14:37.639	33.158	-115.644	0.1
2010/01/21	16:01:49.639	33.185	-115.608	2.0
2010/01/21	16:03:25.639	33.185	-115.608	2.0
2010/01/21	16:54:51.639	33.190	-115.608	2.2
2010/01/21	16:57:55.639	33.212	-115.633	7.6
2010/01/21	17:32:07.639	33.194	-115.583	3.0
2010/01/21	18:20:40.639	33.175	-115.600	1.1
2010/01/21	19:16:33.639	33.172	-115.622	4.0
2010/01/21	19:19:35.639	33.172	-115.622	4.0
2010/01/21	20:17:38.639	33.192	-115.626	7.7
2010/01/21	20:41:09.639	33.108	-115.602	8.1
2010/01/21	20:44:21.639	33.118	-115.610	9.1
2010/01/21	20:45:28.639	33.149	-115.640	3.5
2010/01/21	20:46:32.639	33.117	-115.613	7.9
2010/01/21	20:47:48.639	33.159	-115.641	0.9
2010/01/21	20:49:47.639	33.181	-115.612	1.1
2010/01/21	20:52:58.639	33.182	-115.606	1.7
2010/01/21	20:53:54.639	33.158	-115.638	0.4
2010/01/21	20:55:01.639	33.161	-115.651	0.7
2010/01/21	21:16:00.639	33.117	-115.613	7.9
2010/01/21	21:31:10.639	33.181	-115.659	6.0
2010/01/21	21:46:01.639	33.140	-115.636	7.3
2010/01/21	22:13:15.639	33.161	-115.651	0.7
2010/01/21	22:53:43.639	33.158	-115.650	0.0
2010/01/22	00:39:16.639	33.203	-115.578	2.2
2010/01/22	01:05:41.639	33.179	-115.602	0.6
2010/01/22	01:50:09.639	33.174	-115.603	0.1
2010/01/22	03:18:59.639	33.187	-115.608	0.2
2010/01/22	04:00:10.639	33.161	-115.644	1.0
2010/01/22	04:05:51.639	33.161	-115.644	1.0
2010/01/22	04:23:15.639	33.161	-115.644	1.0
2010/01/22	04:25:27.639	33.161	-115.644	1.0

2010/01/22	05:40:04.639	33.231	-115.655	4.8
2010/01/22	06:54:39.639	33.117	-115.613	7.9
2010/01/22	07:42:29.639	33.188	-115.609	2.3
2010/01/22	07:44:33.639	33.161	-115.644	1.0
2010/01/22	08:16:11.639	33.161	-115.644	1.0
2010/01/22	09:24:48.639	33.180	-115.600	0.1
2010/01/22	09:41:54.639	33.161	-115.644	1.0
2010/01/22	10:02:45.639	33.180	-115.600	0.1
2010/01/22	10:04:52.639	33.108	-115.602	8.1
2010/01/22	10:12:40.639	33.161	-115.644	0.3
2010/01/22	10:19:34.639	33.108	-115.602	8.1
2010/01/22	10:30:52.639	33.163	-115.637	0.1
2010/01/22	11:00:46.639	33.208	-115.631	5.0
2010/01/22	11:06:33.639	33.165	-115.649	1.4
2010/01/22	11:08:04.639	33.165	-115.649	1.4
2010/01/22	11:08:55.639	33.165	-115.649	1.4
2010/01/22	11:11:01.639	33.165	-115.649	1.4
2010/01/22	11:14:47.639	33.161	-115.644	0.3
2010/01/22	11:15:45.639	33.165	-115.649	1.4
2010/01/22	11:29:14.639	33.179	-115.597	0.1
2010/01/22	11:31:51.639	33.183	-115.599	0.1
2010/01/22	12:45:34.639	33.184	-115.606	2.9
2010/01/22	13:16:40.639	33.172	-115.622	4.0
2010/01/22	13:21:18.639	33.172	-115.611	3.7
2010/01/22	14:33:29.639	33.231	-115.655	4.8
2010/01/22	16:34:04.639	33.145	-115.634	4.8
2010/01/22	17:08:14.639	33.145	-115.634	4.8
2010/01/22	17:09:29.639	33.148	-115.633	4.3
2010/01/22	17:12:32.639	33.148	-115.633	4.3
2010/01/22	17:13:42.639	33.179	-115.597	0.1
2010/01/23	03:24:18.639	33.118	-115.610	9.1
2010/01/23	03:28:12.639	33.130	-115.634	0.0
2010/01/23	07:21:14.639	33.181	-115.659	6.0
2010/01/23	07:38:31.639	33.192	-115.626	7.7
2010/01/23	08:42:37.639	33.199	-115.571	3.3
2010/01/23	08:45:02.639	33.161	-115.644	1.0
2010/01/23	09:19:50.639	33.176	-115.609	2.1
2010/01/23	09:26:01.639	33.158	-115.638	0.4
2010/01/23	13:06:35.639	33.157	-115.648	0.1
2010/01/23	13:08:29.639	33.135	-115.644	6.9
2010/01/23	13:09:08.639	33.159	-115.640	1.5
2010/01/23	13:09:55.639	33.130	-115.634	0.0
2010/01/23	13:10:50.639	33.159	-115.640	1.5
2010/01/23	13:11:24.639	33.159	-115.640	1.5
2010/01/23	13:12:02.639	33.159	-115.640	1.5
2010/01/23	13:12:24.639	33.159	-115.640	1.5

2010/01/23	13:13:03.639	33.159	-115.640	1.5
2010/01/23	13:13:51.639	33.108	-115.602	8.1
2010/01/23	13:14:02.639	33.158	-115.638	0.4
2010/01/23	13:14:25.639	33.135	-115.644	6.9
2010/01/23	13:15:24.639	33.159	-115.640	1.5
2010/01/23	13:15:38.639	33.135	-115.644	6.9
2010/01/23	13:16:17.639	33.130	-115.634	0.0
2010/01/23	13:17:17.639	33.164	-115.640	3.4
2010/01/23	13:18:00.639	33.164	-115.640	3.4
2010/01/23	13:18:19.639	33.164	-115.640	3.4
2010/01/23	13:19:02.639	33.158	-115.644	0.1
2010/01/23	13:19:52.639	33.164	-115.640	3.4
2010/01/23	13:20:04.639	33.164	-115.640	3.4
2010/01/23	13:20:34.639	33.161	-115.640	0.1
2010/01/23	13:21:24.639	33.117	-115.613	7.9
2010/01/23	13:21:45.639	33.130	-115.634	0.0
2010/01/23	13:22:28.639	33.164	-115.640	3.4
2010/01/23	13:23:11.639	33.158	-115.644	0.1
2010/01/23	13:23:39.639	33.108	-115.602	8.1
2010/01/23	13:24:18.639	33.158	-115.644	0.1
2010/01/23	13:24:59.639	33.164	-115.640	3.4
2010/01/23	13:25:27.639	33.164	-115.640	3.4
2010/01/23	13:26:05.639	33.157	-115.641	2.2
2010/01/23	13:26:31.639	33.159	-115.640	1.5
2010/01/23	13:27:26.639	33.159	-115.640	1.5
2010/01/23	13:28:29.639	33.161	-115.640	0.1
2010/01/23	13:28:55.639	33.158	-115.644	0.1
2010/01/23	13:29:27.639	33.158	-115.638	0.4
2010/01/23	13:30:54.639	33.164	-115.640	3.4
2010/01/23	13:31:43.639	33.160	-115.642	1.5
2010/01/23	13:32:43.639	33.108	-115.602	8.1
2010/01/23	13:33:15.639	33.160	-115.642	1.5
2010/01/23	13:33:55.639	33.164	-115.640	3.4
2010/01/23	13:35:15.639	33.164	-115.640	3.4
2010/01/23	13:35:36.639	33.158	-115.638	0.4
2010/01/23	13:38:10.639	33.159	-115.640	1.5
2010/01/23	13:38:53.639	33.135	-115.644	6.9
2010/01/23	13:40:35.639	33.108	-115.602	8.1
2010/01/23	13:41:26.639	33.164	-115.640	3.4
2010/01/23	13:42:55.639	33.135	-115.644	6.9
2010/01/23	13:43:27.639	33.149	-115.640	3.5
2010/01/23	13:43:53.639	33.161	-115.640	0.1
2010/01/23	13:44:09.639	33.161	-115.640	0.1
2010/01/23	13:44:35.639	33.108	-115.602	8.1
2010/01/23	13:46:22.639	33.159	-115.640	1.5
2010/01/23	13:49:24.639	33.231	-115.655	4.8

2010/01/23	13:51:10.639	33.161	-115.640	0.1
2010/01/23	14:02:09.639	33.161	-115.640	0.1
2010/01/23	14:05:18.639	33.164	-115.640	3.4
2010/01/23	14:06:36.639	33.177	-115.606	0.1
2010/01/23	14:10:11.639	33.108	-115.602	8.1
2010/01/23	14:12:06.639	33.157	-115.641	2.2
2010/01/23	14:13:57.639	33.164	-115.640	3.4
2010/01/23	14:17:54.639	33.164	-115.640	3.4
2010/01/23	14:22:05.639	33.149	-115.640	3.5
2010/01/23	14:24:28.639	33.158	-115.638	0.4
2010/01/23	14:25:47.639	33.149	-115.640	3.5
2010/01/23	14:26:24.639	33.161	-115.644	1.0
2010/01/23	14:27:49.639	33.135	-115.644	6.9
2010/01/23	14:28:32.639	33.108	-115.602	8.1
2010/01/23	14:30:07.639	33.108	-115.602	8.1
2010/01/23	14:30:30.639	33.189	-115.635	3.2
2010/01/23	14:33:29.639	33.164	-115.632	2.6
2010/01/23	14:38:29.639	33.164	-115.640	3.4
2010/01/23	14:59:37.639	33.186	-115.612	0.6
2010/01/23	15:02:36.639	33.172	-115.611	3.7
2010/01/23	15:03:12.639	33.172	-115.611	3.7
2010/01/23	15:04:02.639	33.181	-115.639	3.7
2010/01/23	15:09:20.639	33.108	-115.602	8.1
2010/01/23	15:11:53.639	33.157	-115.680	0.2
2010/01/23	15:12:23.639	33.161	-115.640	0.1
2010/01/23	15:12:56.639	33.170	-115.626	0.6
2010/01/23	15:20:41.639	33.157	-115.641	2.2
2010/01/23	15:27:25.639	33.108	-115.602	8.1
2010/01/23	15:30:13.639	33.149	-115.640	3.5
2010/01/23	15:32:00.639	33.158	-115.642	0.1
2010/01/23	15:33:52.639	33.158	-115.644	0.1
2010/01/23	15:34:36.639	33.135	-115.644	6.9
2010/01/23	15:38:13.639	33.166	-115.642	2.3
2010/01/23	15:40:15.639	33.135	-115.644	6.9
2010/01/23	16:14:07.639	33.166	-115.642	2.3
2010/01/23	17:24:33.639	33.165	-115.623	7.0
2010/01/23	17:32:34.639	33.158	-115.644	0.1
2010/01/23	17:49:48.639	33.161	-115.644	0.3
2010/01/23	19:12:13.639	33.140	-115.636	7.3
2010/01/23	20:21:51.639	33.190	-115.574	3.1
2010/01/23	20:41:01.639	33.229	-115.576	3.4
2010/01/23	20:46:01.639	33.190	-115.608	2.2
2010/01/23	20:51:08.639	33.185	-115.608	2.0
2010/01/23	21:42:09.639	33.190	-115.608	2.2
2010/01/23	22:25:10.639	33.179	-115.621	4.8
2010/01/24	01:18:12.639	33.158	-115.644	0.1

2010/01/24	01:55:12.639	33.158	-115.642	0.1
2010/01/24	02:00:09.639	33.165	-115.643	1.7
2010/01/24	02:04:13.639	33.158	-115.644	0.1
2010/01/24	02:33:14.639	33.183	-115.617	4.3
2010/01/24	02:33:59.639	33.184	-115.604	0.1
2010/01/24	03:19:31.639	33.180	-115.600	0.1
2010/01/24	08:06:25.639	33.172	-115.611	3.7
2010/01/24	08:09:38.639	33.118	-115.610	9.1
2010/01/24	12:23:07.639	33.184	-115.610	2.8
2010/01/24	12:23:32.639	33.181	-115.602	0.4
2010/01/24	20:12:52.639	33.163	-115.637	0.1
2010/01/24	20:17:20.639	33.163	-115.637	0.1
2010/01/24	20:58:59.639	33.108	-115.602	8.1
2010/01/24	23:53:52.639	33.231	-115.657	2.0
2010/01/24	23:54:44.639	33.248	-115.633	2.9
2010/01/25	02:47:13.639	33.184	-115.604	0.1
2010/01/25	04:30:19.639	33.174	-115.603	0.1
2010/01/25	06:03:13.639	33.181	-115.602	0.4
2010/01/25	06:03:48.639	33.181	-115.602	0.4
2010/01/25	12:36:29.639	33.212	-115.633	7.6
2010/01/25	13:30:33.639	33.184	-115.604	0.1
2010/01/25	16:29:03.639	33.181	-115.659	6.0
2010/01/25	18:47:11.639	33.181	-115.659	6.0
2010/01/26	02:05:50.639	33.194	-115.567	3.1
2010/01/26	05:27:01.639	33.187	-115.604	3.2
2010/01/26	07:11:08.639	33.176	-115.608	0.4
2010/01/26	07:37:32.639	33.189	-115.635	3.2
2010/01/26	08:21:04.639	33.142	-115.628	10.3
2010/01/26	09:31:57.639	33.182	-115.602	2.5
2010/01/26	09:32:10.639	33.176	-115.604	0.5
2010/01/26	09:33:11.639	33.179	-115.594	1.5
2010/01/26	09:36:25.639	33.176	-115.604	0.5
2010/01/26	12:02:18.639	33.108	-115.602	8.1
2010/01/26	12:24:20.639	33.139	-115.602	7.0
2010/01/26	13:01:41.639	33.185	-115.608	2.0
2010/01/26	13:16:03.639	33.187	-115.604	3.2
2010/01/26	14:02:17.639	33.187	-115.604	3.2
2010/01/26	14:55:44.639	33.188	-115.609	2.3
2010/01/26	16:02:21.639	33.108	-115.602	8.1
2010/01/26	16:11:59.639	33.218	-115.639	3.0
2010/01/26	16:36:10.639	33.174	-115.603	0.1
2010/01/26	18:14:58.639	33.174	-115.603	0.1
2010/01/26	19:38:38.639	33.176	-115.608	0.4
2010/01/26	19:38:52.639	33.176	-115.604	0.5
2010/01/26	19:39:52.639	33.176	-115.604	0.5
2010/01/26	19:47:44.639	33.176	-115.608	0.4

2010/01/26	19:49:15.639	33.176	-115.604	0.5
2010/01/26	19:49:42.639	33.176	-115.604	0.5
2010/01/26	20:21:35.639	33.181	-115.665	4.2
2010/01/27	02:05:46.639	33.183	-115.617	4.3
2010/01/27	02:16:16.639	33.108	-115.602	8.1
2010/01/27	02:17:32.639	33.108	-115.602	8.1
2010/01/27	02:17:58.639	33.108	-115.602	8.1
2010/01/27	03:38:41.639	33.174	-115.603	0.1
2010/01/27	08:38:30.639	33.161	-115.640	0.1
2010/01/27	08:50:28.639	33.174	-115.603	0.1
2010/01/27	10:40:02.639	33.179	-115.594	1.5
2010/01/27	10:42:05.639	33.179	-115.594	1.5
2010/01/27	10:43:07.639	33.179	-115.594	1.5
2010/01/27	10:43:35.639	33.170	-115.600	1.1
2010/01/27	11:51:56.639	33.181	-115.665	4.2
2010/01/27	19:03:09.639	33.231	-115.657	2.0
2010/01/27	19:22:23.639	33.174	-115.603	0.1
2010/01/28	02:22:56.639	33.100	-115.590	14.6
2010/01/28	03:27:31.639	33.180	-115.600	0.1
2010/01/28	05:37:40.639	33.208	-115.631	5.0
2010/01/28	06:58:15.639	33.176	-115.604	0.0
2010/01/28	09:37:04.639	33.192	-115.579	4.3
2010/01/28	09:40:41.639	33.179	-115.614	1.8
2010/01/28	09:41:19.639	33.190	-115.608	2.2
2010/01/28	13:43:40.639	33.183	-115.617	4.3
2010/01/28	13:45:33.639	33.174	-115.603	0.1
2010/01/28	18:17:57.639	33.198	-115.571	0.2
2010/01/28	18:23:58.639	33.198	-115.571	0.2
2010/01/28	18:24:16.639	33.198	-115.571	0.2
2010/01/28	18:25:02.639	33.198	-115.571	0.2
2010/01/28	18:25:49.639	33.198	-115.571	0.2
2010/01/28	18:26:56.639	33.196	-115.573	0.1
2010/01/28	18:30:24.639	33.198	-115.571	0.2
2010/01/28	18:32:12.639	33.198	-115.571	0.2
2010/01/28	18:33:11.639	33.196	-115.573	0.1
2010/01/28	18:39:03.639	33.192	-115.579	4.3
2010/01/28	18:42:19.639	33.192	-115.579	4.3
2010/01/28	18:46:04.639	33.198	-115.571	0.2
2010/01/28	18:48:46.639	33.198	-115.571	0.2
2010/01/28	19:42:13.639	33.192	-115.579	4.3
2010/01/28	20:24:12.639	33.149	-115.640	3.5
2010/01/28	20:24:47.639	33.157	-115.680	0.2
2010/01/28	20:25:56.639	33.157	-115.680	0.2
2010/01/28	20:26:51.639	33.157	-115.680	0.2
2010/01/28	20:30:30.639	33.157	-115.680	0.2
2010/01/28	20:32:18.639	33.157	-115.680	0.2

2010/01/28	20:52:41.639	33.157	-115.680	0.2
2010/01/28	20:58:19.639	33.184	-115.601	3.5
2010/01/28	21:07:12.639	33.184	-115.601	3.5
2010/01/28	21:12:36.639	33.142	-115.628	10.3
2010/01/28	21:30:57.639	33.174	-115.603	0.1
2010/01/28	22:44:43.639	33.168	-115.609	0.7
2010/01/28	22:46:31.639	33.179	-115.614	1.8
2010/01/28	22:49:11.639	33.168	-115.609	0.7
2010/01/28	22:53:03.639	33.175	-115.610	2.4
2010/01/28	22:54:31.639	33.168	-115.609	0.7
2010/01/28	23:00:26.639	33.168	-115.609	0.7
2010/01/28	23:09:41.639	33.179	-115.614	1.8
2010/01/29	00:58:26.639	33.174	-115.603	0.1
2010/01/29	01:07:28.639	33.174	-115.603	0.1
2010/01/29	01:44:21.639	33.174	-115.603	0.1
2010/01/29	01:46:06.639	33.180	-115.600	0.1
2010/01/29	02:58:22.639	33.174	-115.603	0.1
2010/01/29	04:21:12.639	33.175	-115.610	2.4
2010/01/29	07:37:26.639	33.174	-115.603	0.1
2010/01/29	08:00:30.639	33.174	-115.603	0.1
2010/01/29	08:15:53.639	33.174	-115.603	0.1
2010/01/29	08:23:55.639	33.174	-115.603	0.1
2010/01/29	08:42:44.639	33.174	-115.603	0.1
2010/01/29	08:53:31.639	33.174	-115.603	0.1
2010/01/29	09:02:15.639	33.174	-115.603	0.1
2010/01/29	12:39:46.639	33.177	-115.635	5.3
2010/01/29	14:31:50.639	33.174	-115.603	0.1
2010/01/29	14:39:21.639	33.176	-115.608	0.4
2010/01/29	14:40:56.639	33.190	-115.604	1.2
2010/01/29	14:41:46.639	33.197	-115.596	3.0
2010/01/29	19:05:32.639	33.176	-115.618	3.7
2010/01/30	03:33:05.639	33.172	-115.611	3.7
2010/01/30	12:14:16.639	33.172	-115.611	3.7
2010/01/30	15:33:26.639	33.174	-115.603	0.1
2010/01/30	16:20:25.639	33.174	-115.603	0.1
2010/01/30	18:49:35.639	33.212	-115.610	4.1
2010/01/31	01:03:53.639	33.174	-115.603	0.1
2010/01/31	01:10:45.639	33.174	-115.603	0.1
2010/02/01	00:13:14.639	33.185	-115.608	2.0
2010/02/01	00:52:45.639	33.212	-115.590	7.2
2010/02/01	01:13:06.639	33.108	-115.602	8.1
2010/02/01	03:43:09.639	33.193	-115.632	3.5
2010/02/01	05:56:56.639	33.229	-115.576	3.4
2010/02/01	13:22:20.639	33.174	-115.603	0.1
2010/02/01	14:21:42.639	33.175	-115.603	0.1
2010/02/01	16:40:36.639	33.174	-115.603	0.1

2010/02/01	19:25:58.639	33.176	-115.604	0.0
2010/02/01	19:26:41.639	33.176	-115.604	0.0
2010/02/01	19:50:57.639	33.176	-115.608	0.4
2010/02/01	19:51:40.639	33.176	-115.608	0.4
2010/02/02	04:05:58.639	33.192	-115.567	3.1
2010/02/02	04:24:30.639	33.192	-115.567	3.1
2010/02/02	04:30:48.639	33.194	-115.567	3.1
2010/02/02	04:38:33.639	33.188	-115.573	0.2
2010/02/02	04:43:54.639	33.176	-115.604	0.0
2010/02/02	04:45:53.639	33.226	-115.588	4.6
2010/02/02	04:51:59.639	33.175	-115.603	0.1
2010/02/02	07:40:47.639	33.159	-115.635	7.3
2010/02/02	09:07:39.639	33.174	-115.603	0.1
2010/02/02	10:31:11.639	33.174	-115.603	0.1
2010/02/02	10:38:17.639	33.176	-115.604	0.0
2010/02/02	10:38:51.639	33.176	-115.604	0.0
2010/02/02	12:07:28.639	33.177	-115.635	5.3
2010/02/02	12:52:54.639	33.179	-115.594	1.5
2010/02/02	13:04:24.639	33.181	-115.608	1.0
2010/02/02	13:04:43.639	33.176	-115.608	0.4
2010/02/02	13:05:07.639	33.176	-115.608	0.4
2010/02/02	13:05:34.639	33.181	-115.611	0.4
2010/02/02	13:33:28.639	33.176	-115.608	0.4
2010/02/02	13:36:49.639	33.177	-115.606	0.1
2010/02/02	13:46:19.639	33.176	-115.608	0.4
2010/02/02	13:49:02.639	33.176	-115.608	0.4
2010/02/02	13:49:58.639	33.177	-115.614	1.2
2010/02/02	13:50:38.639	33.176	-115.604	0.5
2010/02/02	13:51:04.639	33.176	-115.608	0.4
2010/02/02	13:52:05.639	33.170	-115.600	1.1
2010/02/02	13:52:32.639	33.184	-115.597	0.1
2010/02/02	13:53:06.639	33.179	-115.594	1.5
2010/02/02	13:54:38.639	33.181	-115.608	1.0
2010/02/02	13:55:44.639	33.176	-115.609	2.1
2010/02/02	13:56:11.639	33.176	-115.608	0.4
2010/02/02	13:57:58.639	33.176	-115.604	0.5
2010/02/02	13:58:10.639	33.193	-115.615	3.9
2010/02/02	14:04:11.639	33.181	-115.659	6.0
2010/02/02	14:04:54.639	33.177	-115.606	0.1
2010/02/02	14:10:31.639	33.181	-115.659	6.0
2010/02/02	19:15:12.639	33.176	-115.604	0.0
2010/02/02	22:04:14.639	33.201	-115.544	3.4
2010/02/02	22:21:45.639	33.236	-115.573	5.0
2010/02/03	02:20:38.639	33.175	-115.603	0.1
2010/02/03	04:34:19.639	33.181	-115.602	0.4
2010/02/03	22:30:18.639	33.168	-115.609	0.7

2010/02/03	22:56:57.639	33.108	-115.602	8.1
2010/02/04	10:33:25.639	33.183	-115.599	0.1
2010/02/04	21:53:06.639	33.188	-115.609	2.3
2010/02/05	07:55:09.639	33.181	-115.608	1.0
2010/02/05	10:13:49.639	33.181	-115.614	3.1
2010/02/05	10:14:28.639	33.177	-115.607	4.2
2010/02/05	10:43:44.639	33.100	-115.590	14.6
2010/02/05	10:59:15.639	33.172	-115.622	4.0
2010/02/05	13:04:29.639	33.108	-115.602	8.1
2010/02/05	13:07:01.639	33.184	-115.605	0.1
2010/02/05	15:08:03.639	33.192	-115.626	7.7
2010/02/05	15:52:02.639	33.108	-115.602	8.1
2010/02/05	16:27:11.639	33.176	-115.604	0.0
2010/02/05	19:50:00.639	33.201	-115.544	3.4
2010/02/06	02:31:11.639	33.172	-115.622	4.0
2010/02/06	02:31:32.639	33.176	-115.602	3.2
2010/02/06	02:31:54.639	33.176	-115.602	3.2
2010/02/06	02:32:50.639	33.193	-115.583	5.9
2010/02/06	02:36:45.639	33.179	-115.597	0.1
2010/02/06	02:37:30.639	33.187	-115.601	1.7
2010/02/06	02:38:32.639	33.226	-115.588	4.6
2010/02/06	02:39:41.639	33.186	-115.593	0.1
2010/02/06	02:40:07.639	33.172	-115.622	4.0
2010/02/06	14:40:27.639	33.181	-115.602	0.4
2010/02/06	14:41:28.639	33.181	-115.602	0.4
2010/02/06	15:26:42.639	33.175	-115.610	2.4
2010/02/06	16:04:17.639	33.176	-115.618	3.7
2010/02/06	16:04:57.639	33.176	-115.618	3.7
2010/02/06	16:28:53.639	33.181	-115.611	0.4
2010/02/06	16:34:51.639	33.226	-115.588	4.6
2010/02/06	17:26:12.639	33.172	-115.622	4.0
2010/02/06	18:26:01.639	33.193	-115.615	3.9
2010/02/06	19:08:28.639	33.218	-115.639	3.0
2010/02/06	20:00:24.639	33.176	-115.618	3.7
2010/02/06	20:23:27.639	33.175	-115.600	1.1
2010/02/06	20:24:05.639	33.175	-115.600	1.1
2010/02/06	22:19:16.639	33.108	-115.602	8.1
2010/02/06	22:23:07.639	33.158	-115.642	0.1
2010/02/07	00:25:44.639	33.175	-115.610	2.4
2010/02/07	00:26:46.639	33.175	-115.600	1.1
2010/02/07	00:27:57.639	33.179	-115.597	0.1
2010/02/07	00:31:32.639	33.179	-115.597	0.1
2010/02/07	00:47:31.639	33.168	-115.609	0.7
2010/02/07	00:48:52.639	33.175	-115.600	1.1
2010/02/07	01:58:03.639	33.175	-115.610	2.4
2010/02/07	02:54:25.639	33.175	-115.610	2.4

2010/02/07	06:46:26.639	33.168	-115.609	0.7
2010/02/07	09:07:17.639	33.172	-115.622	4.0
2010/02/07	09:42:49.639	33.177	-115.607	4.2
2010/02/07	09:43:41.639	33.176	-115.602	3.2
2010/02/07	13:53:34.639	33.176	-115.618	3.7
2010/02/07	14:35:55.639	33.176	-115.618	3.7
2010/02/07	20:07:04.639	33.174	-115.603	0.1
2010/02/07	21:40:56.639	33.176	-115.608	0.4
2010/02/08	00:59:39.639	33.172	-115.622	4.0
2010/02/08	01:00:19.639	33.175	-115.601	0.1
2010/02/08	03:43:38.639	33.158	-115.642	0.1
2010/02/08	06:39:01.639	33.118	-115.610	9.1
2010/02/08	07:51:10.639	33.183	-115.599	0.1
2010/02/08	08:17:45.639	33.183	-115.599	0.1
2010/02/08	08:22:01.639	33.183	-115.599	0.1
2010/02/08	08:22:50.639	33.183	-115.599	0.1
2010/02/08	08:37:33.639	33.183	-115.599	0.1
2010/02/08	09:03:17.639	33.183	-115.599	0.1
2010/02/08	09:20:07.639	33.177	-115.606	0.1
2010/02/08	10:31:54.639	33.181	-115.603	0.1
2010/02/08	11:22:32.639	33.173	-115.650	1.8
2010/02/08	12:53:45.639	33.158	-115.638	0.4
2010/02/08	19:10:40.639	33.157	-115.680	0.2
2010/02/08	20:35:06.639	33.192	-115.579	4.3
2010/02/08	20:54:46.639	33.193	-115.615	3.9
2010/02/08	21:08:36.639	33.188	-115.599	0.8
2010/02/08	21:11:29.639	33.188	-115.599	0.8
2010/02/08	21:26:28.639	33.185	-115.569	3.7
2010/02/09	05:04:53.639	33.193	-115.615	3.9
2010/02/09	13:33:52.639	33.176	-115.609	3.8
2010/02/09	13:40:13.639	33.176	-115.608	0.4
2010/02/09	15:18:57.639	33.193	-115.583	5.9
2010/02/09	15:51:53.639	33.108	-115.602	8.1
2010/02/09	22:00:55.639	33.180	-115.600	0.1
2010/02/09	22:58:39.639	33.149	-115.640	3.5
2010/02/09	23:20:24.639	33.149	-115.640	3.5
2010/02/09	23:23:29.639	33.140	-115.636	7.3
2010/02/10	00:30:26.639	33.184	-115.606	2.9
2010/02/10	01:06:18.639	33.181	-115.603	2.0
2010/02/10	01:28:28.639	33.184	-115.606	2.9
2010/02/10	02:31:50.639	33.142	-115.628	10.3
2010/02/10	07:03:34.639	33.108	-115.602	8.1
2010/02/10	07:47:43.639	33.196	-115.566	3.2
2010/02/10	12:46:48.639	33.176	-115.604	0.5
2010/02/10	13:08:35.639	33.176	-115.608	0.4
2010/02/10	13:10:31.639	33.176	-115.604	0.5

2010/02/10	13:20:26.639	33.176	-115.608	0.4
2010/02/10	13:21:36.639	33.229	-115.645	5.7
2010/02/10	14:09:59.639	33.176	-115.608	0.4
2010/02/10	16:03:21.639	33.180	-115.600	0.1
2010/02/10	16:18:37.639	33.176	-115.604	0.0
2010/02/10	16:32:44.639	33.100	-115.590	14.6
2010/02/10	22:36:07.639	33.174	-115.603	0.1
2010/02/10	22:45:15.639	33.174	-115.603	0.1
2010/02/11	00:54:19.639	33.179	-115.614	1.8
2010/02/11	03:20:47.639	33.168	-115.609	0.7
2010/02/11	03:21:59.639	33.168	-115.609	0.7
2010/02/11	03:22:22.639	33.168	-115.609	0.7
2010/02/11	03:29:22.639	33.168	-115.609	0.7
2010/02/11	09:55:12.639	33.181	-115.659	6.0
2010/02/11	12:13:12.639	33.174	-115.603	0.1
2010/02/11	12:16:29.639	33.174	-115.603	0.1
2010/02/11	12:16:49.639	33.174	-115.603	0.1
2010/02/11	12:46:02.639	33.218	-115.639	3.0
2010/02/11	14:23:42.639	33.181	-115.665	4.2
2010/02/11	14:25:15.639	33.229	-115.576	3.4
2010/02/11	14:49:28.639	33.158	-115.629	6.0
2010/02/11	14:53:12.639	33.199	-115.571	3.3
2010/02/11	18:00:12.639	33.174	-115.603	0.1
2010/02/11	23:14:35.639	33.179	-115.614	1.8
2010/02/12	00:38:14.639	33.183	-115.617	4.3
2010/02/12	09:05:15.639	33.188	-115.609	2.3
2010/02/12	09:14:16.639	33.188	-115.609	2.3
2010/02/12	09:17:47.639	33.188	-115.609	2.3
2010/02/12	11:50:03.639	33.193	-115.583	5.9
2010/02/12	15:24:15.639	33.188	-115.573	1.2
2010/02/12	15:58:15.639	33.158	-115.629	6.0
2010/02/12	18:47:27.639	33.181	-115.665	4.2
2010/02/12	20:49:00.639	33.193	-115.583	5.9
2010/02/13	02:36:51.639	33.175	-115.603	0.1
2010/02/13	03:45:42.639	33.181	-115.611	0.4
2010/02/13	03:55:44.639	33.181	-115.611	0.4
2010/02/13	04:12:22.639	33.186	-115.612	0.6
2010/02/13	04:14:53.639	33.181	-115.611	0.4
2010/02/13	04:17:29.639	33.186	-115.612	0.6
2010/02/13	04:18:32.639	33.251	-115.564	0.1
2010/02/13	04:33:04.639	33.181	-115.611	0.4
2010/02/13	04:35:59.639	33.181	-115.611	0.4
2010/02/13	04:36:43.639	33.203	-115.578	2.2
2010/02/13	04:55:47.639	33.186	-115.612	0.6
2010/02/13	04:56:20.639	33.181	-115.611	0.4
2010/02/13	04:58:14.639	33.181	-115.611	0.4

2010/02/13	05:00:17.639	33.172	-115.609	0.1
2010/02/13	05:11:32.639	33.181	-115.611	0.4
2010/02/13	05:13:58.639	33.184	-115.597	0.1
2010/02/13	05:27:18.639	33.181	-115.608	1.0
2010/02/13	07:29:56.639	33.181	-115.608	1.0
2010/02/13	11:26:02.639	33.108	-115.602	8.1
2010/02/13	11:26:15.639	33.173	-115.650	1.8
2010/02/13	16:30:45.639	33.199	-115.617	0.0
2010/02/13	21:26:25.639	33.176	-115.609	2.1
2010/02/13	21:34:33.639	33.165	-115.623	7.0
2010/02/13	22:29:28.639	33.176	-115.618	3.7
2010/02/13	23:59:50.639	33.176	-115.602	3.2
2010/02/14	00:00:15.639	33.172	-115.622	4.0
2010/02/14	00:00:18.639	33.108	-115.602	8.1
2010/02/14	02:20:42.639	33.176	-115.604	0.5
2010/02/14	04:56:55.639	33.180	-115.603	0.1
2010/02/14	06:58:27.639	33.208	-115.631	5.0
2010/02/14	07:37:38.639	33.184	-115.597	0.1
2010/02/14	08:59:27.639	33.175	-115.601	0.1
2010/02/14	12:24:57.639	33.231	-115.657	2.0
2010/02/14	14:41:19.639	33.181	-115.601	0.7
2010/02/14	19:12:33.639	33.208	-115.582	2.5
2010/02/14	21:06:15.639	33.185	-115.569	3.7
2010/02/14	21:06:52.639	33.186	-115.593	0.1
2010/02/14	21:23:22.639	33.184	-115.606	2.9
2010/02/14	21:37:26.639	33.174	-115.603	0.1
2010/02/14	21:37:55.639	33.174	-115.603	0.1
2010/02/14	22:00:42.639	33.248	-115.633	2.9
2010/02/14	22:30:20.639	33.108	-115.602	8.1
2010/02/14	23:30:26.639	33.176	-115.604	0.5
2010/02/15	01:47:07.639	33.108	-115.602	8.1
2010/02/15	05:19:58.639	33.184	-115.609	2.2
2010/02/15	16:04:56.639	33.193	-115.615	3.9
2010/02/15	16:06:54.639	33.188	-115.609	2.3
2010/02/15	16:32:40.639	33.188	-115.573	0.2
2010/02/15	18:05:09.639	33.188	-115.609	2.3
2010/02/15	21:37:09.639	33.185	-115.569	3.7
2010/02/16	01:13:29.639	33.176	-115.604	0.0
2010/02/16	04:34:47.639	33.177	-115.606	0.1
2010/02/16	05:36:56.639	33.177	-115.606	0.1
2010/02/16	19:56:38.639	33.197	-115.596	3.0
2010/02/16	22:37:43.639	33.115	-115.585	6.5
2010/02/16	23:05:23.639	33.108	-115.602	8.1
2010/02/17	01:22:41.639	33.179	-115.597	0.1
2010/02/17	09:53:09.639	33.184	-115.606	2.9
2010/02/17	11:55:23.639	33.177	-115.606	0.1

2010/02/17	13:09:10.639	33.181	-115.612	1.1
2010/02/17	13:10:03.639	33.193	-115.615	3.9
2010/02/17	13:15:29.639	33.181	-115.612	1.1
2010/02/17	16:03:50.639	33.176	-115.606	6.3
2010/02/17	16:18:04.639	33.183	-115.617	4.3
2010/02/18	00:40:42.639	33.172	-115.622	4.0
2010/02/18	02:39:39.639	33.191	-115.684	3.3
2010/02/18	02:40:23.639	33.118	-115.610	9.1
2010/02/18	03:04:03.639	33.176	-115.609	2.1
2010/02/18	03:30:13.639	33.157	-115.680	0.2
2010/02/18	05:03:17.639	33.183	-115.599	0.1
2010/02/18	05:35:56.639	33.176	-115.604	0.0
2010/02/18	07:59:13.639	33.188	-115.573	0.2
2010/02/18	08:09:10.639	33.176	-115.604	0.0
2010/02/18	09:24:32.639	33.183	-115.599	0.1
2010/02/18	10:35:40.639	33.174	-115.603	0.1
2010/02/18	10:46:57.639	33.176	-115.604	0.0
2010/02/18	14:39:26.639	33.159	-115.641	0.9
2010/02/18	15:28:28.639	33.231	-115.657	2.0
2010/02/18	21:49:38.639	33.117	-115.613	7.9
2010/02/18	21:51:31.639	33.117	-115.613	7.9
2010/02/18	21:51:45.639	33.117	-115.613	7.9
2010/02/18	21:52:59.639	33.158	-115.638	0.4
2010/02/18	22:01:24.639	33.142	-115.628	10.3
2010/02/18	23:53:38.639	33.170	-115.600	1.1
2010/02/19	06:06:27.639	33.175	-115.601	0.1
2010/02/19	13:33:30.639	33.199	-115.617	0.0
2010/02/19	15:08:37.639	33.177	-115.606	0.1
2010/02/19	15:54:50.639	33.149	-115.640	3.5
2010/02/19	21:31:45.639	33.181	-115.603	0.1
2010/02/19	22:05:03.639	33.181	-115.603	2.0
2010/02/19	22:20:46.639	33.176	-115.609	3.8
2010/02/20	00:05:00.639	33.149	-115.640	3.5
2010/02/20	00:12:56.639	33.117	-115.613	7.9
2010/02/20	00:18:50.639	33.165	-115.623	7.0
2010/02/20	02:11:43.639	33.183	-115.617	4.3
2010/02/20	10:32:14.639	33.175	-115.606	4.2
2010/02/20	13:00:39.639	33.181	-115.639	3.7
2010/02/20	13:05:24.639	33.181	-115.639	3.7
2010/02/20	14:30:48.639	33.181	-115.639	3.7
2010/02/20	17:54:05.639	33.196	-115.587	5.3
2010/02/20	19:26:14.639	33.108	-115.602	8.1
2010/02/20	20:49:55.639	33.173	-115.650	1.8
2010/02/20	21:22:25.639	33.173	-115.650	1.8
2010/02/20	21:30:26.639	33.173	-115.650	1.8
2010/02/20	22:40:17.639	33.175	-115.610	2.4

2010/02/21	02:18:53.639	33.176	-115.604	0.5
2010/02/21	13:19:51.639	33.108	-115.602	8.1
2010/02/21	14:05:31.639	33.179	-115.594	1.5
2010/02/21	14:05:55.639	33.177	-115.622	4.2
2010/02/21	14:19:48.639	33.180	-115.609	0.0
2010/02/21	17:04:02.639	33.176	-115.608	0.4
2010/02/21	17:04:36.639	33.182	-115.602	2.5
2010/02/21	19:47:46.639	33.176	-115.604	0.0
2010/02/21	20:36:47.639	33.174	-115.603	0.1
2010/02/21	20:40:51.639	33.174	-115.603	0.1
2010/02/22	01:42:50.639	33.164	-115.632	2.6
2010/02/22	02:13:01.639	33.108	-115.602	8.1
2010/02/22	09:34:03.639	33.183	-115.617	4.3
2010/02/22	10:01:42.639	33.176	-115.608	0.4
2010/02/22	10:28:01.639	33.176	-115.608	0.4
2010/02/22	12:21:19.639	33.186	-115.612	0.6
2010/02/22	12:22:25.639	33.186	-115.612	0.6
2010/02/22	12:23:40.639	33.186	-115.612	0.6
2010/02/22	12:24:44.639	33.190	-115.612	1.0
2010/02/22	12:26:26.639	33.186	-115.612	0.6
2010/02/22	12:27:02.639	33.179	-115.594	1.5
2010/02/22	12:27:25.639	33.179	-115.594	1.5
2010/02/22	12:27:40.639	33.179	-115.594	1.5
2010/02/22	12:29:52.639	33.186	-115.612	0.6
2010/02/22	12:31:46.639	33.186	-115.612	0.6
2010/02/22	12:32:24.639	33.186	-115.612	0.6
2010/02/22	12:34:12.639	33.173	-115.610	1.3
2010/02/22	12:37:15.639	33.186	-115.612	0.6
2010/02/22	12:39:14.639	33.190	-115.612	1.0
2010/02/22	12:44:53.639	33.184	-115.608	0.3
2010/02/22	12:45:17.639	33.190	-115.612	1.0
2010/02/22	12:45:37.639	33.188	-115.609	2.3
2010/02/22	12:47:41.639	33.188	-115.609	2.3
2010/02/22	12:50:31.639	33.199	-115.571	3.3
2010/02/22	13:47:26.639	33.139	-115.602	7.0
2010/02/22	14:25:44.639	33.173	-115.650	1.8
2010/02/22	14:35:22.639	33.170	-115.600	1.1
2010/02/22	16:16:45.639	33.187	-115.604	3.2
2010/02/22	17:39:45.639	33.218	-115.639	3.0
2010/02/22	18:31:09.639	33.175	-115.601	0.1
2010/02/22	21:48:29.639	33.117	-115.613	7.9
2010/02/22	22:02:17.639	33.181	-115.610	0.9
2010/02/22	22:29:46.639	33.184	-115.608	0.3
2010/02/23	00:00:20.639	33.157	-115.669	0.6
2010/02/23	02:25:39.639	33.229	-115.576	3.4
2010/02/23	02:28:46.639	33.251	-115.564	0.1

2010/02/23	02:34:34.639	33.229	-115.576	3.4
2010/02/23	02:50:33.639	33.181	-115.608	1.0
2010/02/23	03:22:51.639	33.181	-115.611	0.4
2010/02/23	03:54:43.639	33.181	-115.608	1.0
2010/02/23	03:55:09.639	33.226	-115.588	4.6
2010/02/23	03:55:28.639	33.184	-115.597	0.1
2010/02/23	03:57:46.639	33.181	-115.608	1.0
2010/02/23	09:21:53.639	33.190	-115.612	1.0
2010/02/23	09:48:25.639	33.208	-115.582	2.5
2010/02/23	14:46:27.639	33.236	-115.573	5.0
2010/02/23	16:21:59.639	33.209	-115.590	3.1
2010/02/23	16:42:20.639	33.176	-115.609	2.1
2010/02/23	20:21:19.639	33.186	-115.612	0.6
2010/02/23	21:03:08.639	33.160	-115.633	4.6
2010/02/23	21:03:29.639	33.186	-115.612	0.6
2010/02/23	21:25:43.639	33.161	-115.644	1.0
2010/02/23	21:27:20.639	33.207	-115.567	3.7
2010/02/23	22:52:08.639	33.214	-115.620	5.3
2010/02/23	23:40:26.639	33.183	-115.617	4.3
2010/02/23	23:42:58.639	33.193	-115.615	3.9
2010/02/23	23:50:40.639	33.171	-115.605	0.7
2010/02/24	00:15:02.639	33.184	-115.604	0.1
2010/02/24	00:44:29.639	33.181	-115.603	2.0
2010/02/24	02:34:01.639	33.161	-115.644	1.0
2010/02/24	02:34:19.639	33.161	-115.644	1.0
2010/02/24	02:34:54.639	33.161	-115.644	1.0
2010/02/24	02:35:26.639	33.118	-115.590	13.8
2010/02/24	02:37:20.639	33.161	-115.644	1.0
2010/02/24	02:58:34.639	33.181	-115.611	0.4
2010/02/24	03:05:52.639	33.183	-115.617	4.3
2010/02/24	07:20:41.639	33.208	-115.631	5.0
2010/02/24	11:04:38.639	33.188	-115.573	0.2
2010/02/24	11:56:52.639	33.117	-115.613	7.9
2010/02/24	12:03:06.639	33.183	-115.617	4.3
2010/02/24	12:32:55.639	33.108	-115.602	8.1
2010/02/24	16:35:33.639	33.184	-115.606	2.9
2010/02/24	17:12:37.639	33.173	-115.650	1.8
2010/02/24	22:22:34.639	33.142	-115.628	10.3
2010/02/24	22:24:14.639	33.202	-115.575	3.8
2010/02/24	22:33:28.639	33.202	-115.575	3.8
2010/02/25	00:00:33.639	33.188	-115.571	3.0
2010/02/25	00:00:33.639	33.188	-115.571	3.0
2010/02/25	02:41:19.639	33.130	-115.634	0.0
2010/02/25	07:40:19.639	33.218	-115.639	3.0
2010/02/25	10:39:53.639	33.174	-115.603	0.1
2010/02/25	13:13:36.639	33.176	-115.602	3.2

2010/02/25	20:53:11.639	33.208	-115.631	5.0
2010/02/25	22:28:34.639	33.179	-115.594	1.5
2010/02/26	00:30:14.639	33.202	-115.575	3.8
2010/02/26	07:55:10.639	33.231	-115.657	2.0
2010/02/26	08:35:26.639	33.108	-115.602	8.1
2010/02/26	09:52:01.639	33.174	-115.603	0.1
2010/02/26	09:55:27.639	33.186	-115.612	0.6
2010/02/26	13:10:03.639	33.193	-115.583	5.9
2010/02/26	17:12:05.639	33.176	-115.618	3.7
2010/02/26	17:43:19.639	33.118	-115.590	13.8
2010/02/26	20:08:24.639	33.175	-115.601	0.1
2010/02/26	22:00:48.639	33.175	-115.601	0.1
2010/02/27	02:18:30.639	33.193	-115.615	3.9
2010/02/27	04:05:23.639	33.198	-115.593	2.3
2010/02/27	05:09:41.639	33.231	-115.655	4.8
2010/02/27	07:06:39.639	33.175	-115.606	4.2
2010/02/27	07:29:11.639	33.190	-115.604	1.2
2010/02/27	08:14:42.639	33.193	-115.632	3.5
2010/02/27	10:14:24.639	33.175	-115.603	0.1
2010/02/27	10:14:35.639	33.234	-115.604	4.8
2010/02/27	12:08:01.639	33.181	-115.610	0.9
2010/02/27	12:11:58.639	33.177	-115.606	0.1
2010/02/27	12:13:35.639	33.166	-115.617	5.3
2010/02/27	15:48:17.639	33.200	-115.590	3.5
2010/02/27	17:56:31.639	33.200	-115.590	3.5
2010/02/27	18:12:23.639	33.166	-115.617	5.3
2010/02/27	19:42:37.639	33.183	-115.599	0.1
2010/02/27	21:45:01.639	33.176	-115.604	0.5
2010/02/27	22:30:52.639	33.183	-115.599	0.1
2010/02/27	22:31:33.639	33.177	-115.606	0.1
2010/02/28	00:28:35.639	33.174	-115.604	0.1
2010/02/28	01:44:49.639	33.184	-115.601	3.5
2010/02/28	05:51:20.639	33.170	-115.600	1.1
2010/02/28	05:52:10.639	33.181	-115.608	1.0
2010/02/28	09:34:56.639	33.183	-115.599	0.1
2010/02/28	11:20:16.639	33.166	-115.617	5.3
2010/03/01	00:07:31.639	33.175	-115.601	0.1
2010/03/01	00:08:42.639	33.179	-115.594	1.5
2010/03/01	06:25:30.639	33.170	-115.600	1.1
2010/03/01	07:46:22.639	33.173	-115.650	1.8
2010/03/01	09:57:06.639	33.163	-115.637	0.1
2010/03/01	10:57:50.639	33.181	-115.665	4.2
2010/03/01	22:10:07.639	33.193	-115.583	5.9
2010/03/02	23:16:01.639	33.203	-115.578	2.2
2010/03/03	03:04:25.639	33.184	-115.606	2.9
2010/03/03	07:52:32.639	33.199	-115.617	0.0

2010/03/03	12:31:55.639	33.117	-115.613	7.9
2010/03/03	13:11:18.639	33.179	-115.594	1.5
2010/03/03	15:16:52.639	33.208	-115.582	2.5
2010/03/03	15:17:41.639	33.208	-115.582	2.5
2010/03/03	15:56:11.639	33.130	-115.634	0.0
2010/03/03	16:16:55.639	33.175	-115.610	2.4
2010/03/03	19:28:25.639	33.196	-115.587	5.3
2010/03/03	19:38:14.639	33.176	-115.602	3.2
2010/03/03	19:38:56.639	33.181	-115.665	4.2
2010/03/03	19:44:31.639	33.236	-115.573	5.0
2010/03/03	23:44:37.639	33.236	-115.573	5.0
2010/03/04	01:36:52.639	33.184	-115.608	0.3
2010/03/04	04:04:58.639	33.182	-115.603	0.1
2010/03/04	04:56:51.639	33.208	-115.582	2.5
2010/03/04	06:32:13.639	33.117	-115.613	7.9
2010/03/04	08:38:59.639	33.182	-115.603	0.1
2010/03/04	10:01:17.639	33.184	-115.606	2.9
2010/03/04	10:04:19.639	33.184	-115.606	2.9
2010/03/04	14:54:22.639	33.176	-115.609	3.8
2010/03/04	16:47:58.639	33.176	-115.609	3.8
2010/03/04	16:48:53.639	33.176	-115.609	3.8
2010/03/04	16:49:37.639	33.176	-115.609	3.8
2010/03/04	17:43:31.639	33.176	-115.604	0.5
2010/03/04	17:44:28.639	33.176	-115.609	3.8
2010/03/04	17:45:58.639	33.176	-115.609	3.8
2010/03/04	17:52:32.639	33.175	-115.601	0.1
2010/03/04	17:53:16.639	33.176	-115.604	0.5
2010/03/04	17:54:29.639	33.176	-115.604	0.5
2010/03/04	18:24:31.639	33.193	-115.583	5.9
2010/03/04	18:45:08.639	33.108	-115.602	8.1
2010/03/04	18:45:47.639	33.149	-115.640	3.5
2010/03/04	19:48:21.639	33.108	-115.602	8.1
2010/03/04	20:22:35.639	33.108	-115.602	8.1
2010/03/04	21:11:30.639	33.176	-115.608	0.4
2010/03/04	21:12:23.639	33.176	-115.608	0.4
2010/03/04	21:47:46.639	33.176	-115.609	3.8
2010/03/04	22:16:21.639	33.176	-115.608	0.4
2010/03/04	22:17:30.639	33.176	-115.608	0.4
2010/03/05	01:40:11.639	33.108	-115.602	8.1
2010/03/05	03:42:51.639	33.177	-115.635	5.3
2010/03/05	04:27:54.639	33.179	-115.594	1.5
2010/03/05	05:52:12.639	33.176	-115.604	0.5
2010/03/05	06:04:54.639	33.175	-115.601	0.1
2010/03/05	06:05:14.639	33.179	-115.594	1.5
2010/03/05	06:06:49.639	33.179	-115.594	1.5
2010/03/05	06:11:30.639	33.182	-115.602	2.5

2010/03/05	06:11:56.639	33.208	-115.582	2.5
2010/03/05	06:13:34.639	33.182	-115.602	2.5
2010/03/05	06:35:45.639	33.182	-115.602	2.5
2010/03/05	06:42:47.639	33.175	-115.606	4.2
2010/03/05	06:58:08.639	33.176	-115.604	0.5
2010/03/05	07:47:45.639	33.175	-115.606	4.2
2010/03/05	09:03:17.639	33.176	-115.609	3.8
2010/03/05	09:03:46.639	33.176	-115.609	3.8
2010/03/05	09:04:41.639	33.176	-115.609	3.8
2010/03/05	09:41:58.639	33.184	-115.605	0.1
2010/03/05	14:54:08.639	33.176	-115.608	0.4
2010/03/05	16:44:10.639	33.190	-115.608	2.2
2010/03/05	22:31:43.639	33.179	-115.614	1.8
2010/03/05	23:37:36.639	33.192	-115.572	1.6
2010/03/06	00:30:25.639	33.183	-115.599	0.1
2010/03/06	02:57:19.639	33.190	-115.574	3.1
2010/03/06	04:52:34.639	33.184	-115.608	0.3
2010/03/06	04:53:02.639	33.184	-115.608	0.3
2010/03/06	05:02:56.639	33.176	-115.608	0.4
2010/03/06	05:13:15.639	33.187	-115.601	1.7
2010/03/06	05:17:08.639	33.187	-115.601	1.7
2010/03/06	06:37:16.639	33.177	-115.635	5.3
2010/03/06	10:26:04.639	33.181	-115.611	0.4
2010/03/06	12:40:33.639	33.176	-115.609	3.8
2010/03/06	16:04:17.639	33.170	-115.654	0.0
2010/03/06	16:06:15.639	33.192	-115.572	1.6
2010/03/06	16:18:55.639	33.176	-115.609	2.1
2010/03/06	19:01:32.639	33.184	-115.597	0.1
2010/03/06	19:26:43.639	33.181	-115.611	0.4
2010/03/06	19:38:29.639	33.184	-115.597	0.1
2010/03/06	21:44:55.639	33.181	-115.608	1.0
2010/03/06	21:50:20.639	33.181	-115.611	0.4
2010/03/06	21:52:35.639	33.226	-115.588	4.6
2010/03/06	22:01:33.639	33.181	-115.611	0.4
2010/03/06	22:02:03.639	33.184	-115.597	0.1
2010/03/06	22:07:39.639	33.184	-115.597	0.1
2010/03/06	22:16:53.639	33.231	-115.605	4.8
2010/03/06	23:09:14.639	33.186	-115.612	0.6
2010/03/06	23:51:25.639	33.184	-115.597	0.1
2010/03/06	23:52:40.639	33.184	-115.597	0.1
2010/03/07	00:27:18.639	33.188	-115.609	2.3
2010/03/07	00:41:45.639	33.181	-115.608	1.0
2010/03/07	00:43:04.639	33.181	-115.608	1.0
2010/03/07	00:46:54.639	33.231	-115.605	4.8
2010/03/07	00:56:24.639	33.193	-115.583	5.9
2010/03/07	01:01:13.639	33.226	-115.588	4.6

2010/03/07	01:41:17.639	33.177	-115.606	0.1
2010/03/07	01:41:45.639	33.176	-115.604	0.0
2010/03/07	02:00:01.639	33.175	-115.601	0.1
2010/03/07	02:12:42.639	33.177	-115.606	0.1
2010/03/07	02:19:34.639	33.231	-115.605	4.8
2010/03/07	02:21:58.639	33.182	-115.603	0.1
2010/03/07	02:24:18.639	33.177	-115.606	0.1
2010/03/07	04:09:50.639	33.186	-115.612	0.6
2010/03/07	07:47:24.639	33.229	-115.576	3.4
2010/03/07	08:12:01.639	33.176	-115.608	0.4
2010/03/07	09:31:41.639	33.183	-115.606	0.1
2010/03/07	09:33:37.639	33.197	-115.596	3.0
2010/03/07	09:59:13.639	33.176	-115.609	3.8
2010/03/07	13:47:35.639	33.174	-115.603	0.1
2010/03/07	19:37:34.639	33.130	-115.634	0.0
2010/03/07	19:39:22.639	33.190	-115.604	1.2
2010/03/07	21:17:59.639	33.130	-115.634	0.0
2010/03/08	06:18:23.639	33.185	-115.569	3.7
2010/03/08	06:18:23.639	33.201	-115.544	3.4
2010/03/08	09:16:30.639	33.176	-115.604	0.0
2010/03/08	11:00:58.639	33.184	-115.609	2.2
2010/03/08	11:23:58.639	33.181	-115.610	0.9
2010/03/08	21:28:40.639	33.177	-115.635	5.3
2010/03/08	21:30:03.639	33.177	-115.635	5.3
2010/03/08	23:29:42.639	33.183	-115.607	0.0
2010/03/09	01:18:30.639	33.181	-115.665	4.2
2010/03/09	04:49:39.639	33.174	-115.603	0.1
2010/03/09	09:54:46.639	33.174	-115.603	0.1
2010/03/09	14:55:18.639	33.182	-115.602	2.5
2010/03/09	14:55:47.639	33.176	-115.608	0.4
2010/03/09	16:13:39.639	33.170	-115.600	1.1
2010/03/09	16:14:46.639	33.176	-115.604	0.5
2010/03/09	16:20:35.639	33.176	-115.604	0.5
2010/03/09	16:21:00.639	33.176	-115.604	0.5
2010/03/09	16:21:34.639	33.181	-115.665	4.2
2010/03/09	16:21:50.639	33.176	-115.604	0.5
2010/03/09	16:22:01.639	33.176	-115.609	2.1
2010/03/09	16:24:39.639	33.181	-115.665	4.2
2010/03/09	16:28:04.639	33.173	-115.650	1.8
2010/03/09	16:30:17.639	33.181	-115.665	4.2
2010/03/09	16:34:26.639	33.176	-115.604	0.5
2010/03/09	16:42:55.639	33.176	-115.604	0.5
2010/03/09	18:29:03.639	33.176	-115.604	0.5
2010/03/09	19:20:56.639	33.184	-115.606	2.9
2010/03/09	20:49:53.639	33.183	-115.607	0.0
2010/03/10	00:36:09.639	33.117	-115.613	7.9

2010/03/10	00:41:18.639	33.173	-115.650	1.8
2010/03/10	06:12:49.639	33.172	-115.611	3.7
2010/03/10	06:37:54.639	33.181	-115.665	4.2
2010/03/10	20:51:14.639	33.176	-115.608	0.4
2010/03/10	20:53:42.639	33.197	-115.596	3.0
2010/03/10	20:54:49.639	33.173	-115.650	1.8
2010/03/10	21:48:04.639	33.176	-115.609	3.8
2010/03/10	21:48:16.639	33.172	-115.611	3.7
2010/03/10	21:48:50.639	33.176	-115.609	3.8
2010/03/10	21:49:29.639	33.172	-115.611	3.7
2010/03/10	22:41:45.639	33.176	-115.609	3.8
2010/03/10	23:35:20.639	33.176	-115.609	2.1
2010/03/11	05:09:59.639	33.173	-115.650	1.8
2010/03/11	06:16:07.639	33.174	-115.603	0.1
2010/03/11	06:22:08.639	33.176	-115.608	0.4
2010/03/11	08:30:39.639	33.174	-115.603	0.1
2010/03/11	09:59:09.639	33.214	-115.620	5.3
2010/03/11	10:56:19.639	33.208	-115.631	5.0
2010/03/11	12:33:50.639	33.177	-115.606	0.1
2010/03/11	12:34:47.639	33.177	-115.606	0.1
2010/03/11	12:40:32.639	33.177	-115.606	0.1
2010/03/11	12:42:13.639	33.177	-115.606	0.1
2010/03/11	12:44:01.639	33.177	-115.606	0.1
2010/03/11	12:45:56.639	33.177	-115.606	0.1
2010/03/11	12:46:17.639	33.177	-115.606	0.1
2010/03/11	12:47:07.639	33.173	-115.650	1.8
2010/03/11	14:04:21.639	33.177	-115.606	0.1
2010/03/11	14:10:17.639	33.177	-115.606	0.1
2010/03/11	17:17:39.639	33.173	-115.650	1.8
2010/03/11	18:07:42.639	33.177	-115.606	0.1
2010/03/11	18:07:55.639	33.177	-115.606	0.1
2010/03/11	20:01:10.639	33.142	-115.628	10.3
2010/03/11	20:08:08.639	33.158	-115.642	0.1
2010/03/11	20:35:11.639	33.192	-115.572	1.6
2010/03/11	20:41:25.639	33.170	-115.600	1.1
2010/03/11	20:44:07.639	33.188	-115.571	3.0
2010/03/11	20:53:00.639	33.186	-115.612	0.6
2010/03/11	21:22:35.639	33.192	-115.567	3.1
2010/03/11	21:28:06.639	33.200	-115.590	3.5
2010/03/11	21:28:24.639	33.200	-115.590	3.5
2010/03/12	00:06:52.639	33.175	-115.601	0.1
2010/03/12	00:48:23.639	33.194	-115.583	3.0
2010/03/12	05:56:31.639	33.181	-115.629	4.0
2010/03/12	05:57:13.639	33.176	-115.609	3.8
2010/03/12	07:54:38.639	33.173	-115.650	1.8
2010/03/12	08:31:51.639	33.177	-115.621	2.7

2010/03/12	11:11:36.639	33.181	-115.659	6.0
2010/03/12	11:35:10.639	33.180	-115.600	0.1
2010/03/12	11:35:37.639	33.200	-115.590	3.5
2010/03/12	12:34:04.639	33.175	-115.606	4.2
2010/03/12	13:08:09.639	33.176	-115.608	0.4
2010/03/12	13:09:14.639	33.180	-115.603	0.1
2010/03/12	15:11:48.639	33.188	-115.599	0.8
2010/03/12	16:15:55.639	33.189	-115.567	2.5
2010/03/12	18:10:28.639	33.176	-115.609	2.1
2010/03/12	18:10:43.639	33.176	-115.609	2.1
2010/03/12	18:11:34.639	33.143	-115.638	4.8
2010/03/12	19:16:23.639	33.193	-115.632	3.5
2010/03/12	19:16:54.639	33.193	-115.632	3.5
2010/03/12	19:19:47.639	33.181	-115.610	0.9
2010/03/12	19:20:34.639	33.140	-115.636	7.3
2010/03/12	19:21:51.639	33.136	-115.649	5.3
2010/03/12	19:23:59.639	33.181	-115.602	0.4
2010/03/12	19:46:01.639	33.176	-115.608	0.4
2010/03/12	21:44:14.639	33.193	-115.615	3.9
2010/03/12	22:45:29.639	33.175	-115.606	4.2
2010/03/13	03:35:31.639	33.176	-115.608	0.4
2010/03/13	05:01:41.639	33.202	-115.575	3.8
2010/03/13	06:49:54.639	33.176	-115.604	0.5
2010/03/13	08:13:02.639	33.159	-115.641	0.9
2010/03/13	08:14:15.639	33.158	-115.642	0.1
2010/03/13	08:15:11.639	33.157	-115.648	0.1
2010/03/13	08:15:41.639	33.157	-115.648	0.1
2010/03/13	08:16:06.639	33.157	-115.648	0.1
2010/03/13	08:16:47.639	33.159	-115.641	0.9
2010/03/13	08:18:19.639	33.157	-115.648	0.1
2010/03/13	08:19:16.639	33.159	-115.641	0.9
2010/03/13	08:24:30.639	33.158	-115.642	0.1
2010/03/13	08:24:48.639	33.135	-115.644	6.9
2010/03/13	10:32:24.639	33.174	-115.603	0.1
2010/03/13	11:32:18.639	33.177	-115.606	0.1
2010/03/13	11:33:40.639	33.177	-115.606	0.1
2010/03/13	11:56:18.639	33.177	-115.606	0.1
2010/03/13	12:41:50.639	33.161	-115.651	0.7
2010/03/13	12:47:54.639	33.186	-115.612	0.6
2010/03/13	13:03:56.639	33.183	-115.677	0.5
2010/03/13	13:04:42.639	33.183	-115.677	0.5
2010/03/13	13:05:29.639	33.183	-115.677	0.5
2010/03/13	13:06:47.639	33.161	-115.651	0.7
2010/03/13	13:08:14.639	33.193	-115.632	3.5
2010/03/13	13:08:38.639	33.193	-115.615	3.9
2010/03/13	13:10:15.639	33.214	-115.562	2.2

2010/03/13	13:11:56.639	33.231	-115.657	2.0
2010/03/13	13:12:45.639	33.175	-115.610	2.4
2010/03/13	13:26:32.639	33.183	-115.677	0.5
2010/03/13	13:30:24.639	33.161	-115.651	0.7
2010/03/13	13:30:46.639	33.193	-115.632	3.5
2010/03/13	13:37:22.639	33.161	-115.651	0.7
2010/03/13	13:38:59.639	33.161	-115.651	0.7
2010/03/13	13:39:47.639	33.161	-115.651	0.7
2010/03/13	13:41:35.639	33.161	-115.651	0.7
2010/03/13	14:06:12.639	33.231	-115.605	4.8
2010/03/13	14:09:49.639	33.183	-115.677	0.5
2010/03/13	14:15:17.639	33.165	-115.623	7.0
2010/03/13	14:15:50.639	33.189	-115.619	2.2
2010/03/13	14:16:32.639	33.183	-115.677	0.5
2010/03/13	14:17:30.639	33.161	-115.651	0.7
2010/03/13	18:25:11.639	33.182	-115.602	2.5
2010/03/13	18:26:31.639	33.176	-115.608	0.4
2010/03/13	18:55:39.639	33.176	-115.608	0.4
2010/03/13	21:57:14.639	33.181	-115.665	4.2
2010/03/13	23:09:46.639	33.226	-115.588	4.6
2010/03/14	00:36:18.639	33.182	-115.603	0.1
2010/03/14	00:40:57.639	33.177	-115.606	0.1
2010/03/14	01:38:06.639	33.181	-115.603	1.4
2010/03/14	02:45:58.639	33.118	-115.610	9.1
2010/03/14	05:27:57.639	33.174	-115.603	0.1
2010/03/14	07:17:23.639	33.157	-115.668	0.1
2010/03/14	16:52:34.639	33.108	-115.602	8.1
2010/03/14	16:54:25.639	33.108	-115.602	8.1
2010/03/14	19:13:30.639	33.193	-115.615	3.9
2010/03/14	20:44:38.639	33.175	-115.601	0.1
2010/03/14	20:53:02.639	33.175	-115.601	0.1
2010/03/15	00:36:20.639	33.176	-115.609	2.1
2010/03/15	01:36:43.639	33.185	-115.569	3.7
2010/03/15	04:48:12.639	33.170	-115.600	1.1
2010/03/15	13:08:03.639	33.183	-115.599	0.1
2010/03/15	13:52:05.639	33.175	-115.601	0.1
2010/03/15	15:01:33.639	33.100	-115.590	14.6
2010/03/15	15:04:11.639	33.108	-115.602	8.1
2010/03/15	15:29:50.639	33.130	-115.634	0.0
2010/03/15	15:30:03.639	33.108	-115.602	8.1
2010/03/15	18:23:10.639	33.209	-115.590	3.1
2010/03/16	00:14:57.639	33.181	-115.608	1.0
2010/03/16	13:36:21.639	33.214	-115.620	5.3
2010/03/16	19:38:12.639	33.108	-115.602	8.1
2010/03/16	20:12:51.639	33.108	-115.602	8.1
2010/03/17	01:33:00.639	33.183	-115.617	4.3

2010/03/17	05:49:28.639	33.183	-115.599	0.1
2010/03/17	05:50:26.639	33.183	-115.599	0.1
2010/03/17	05:52:01.639	33.183	-115.599	0.1
2010/03/17	05:53:06.639	33.183	-115.599	0.1
2010/03/17	06:11:51.639	33.183	-115.599	0.1
2010/03/17	06:14:02.639	33.183	-115.599	0.1
2010/03/17	06:22:39.639	33.183	-115.599	0.1
2010/03/17	06:30:44.639	33.183	-115.599	0.1
2010/03/17	06:34:20.639	33.229	-115.576	3.4
2010/03/17	08:30:32.639	33.100	-115.590	14.6
2010/03/17	10:54:07.639	33.226	-115.588	4.6
2010/03/17	11:03:50.639	33.181	-115.665	4.2
2010/03/17	14:46:00.639	33.179	-115.594	1.5
2010/03/17	21:47:56.639	33.184	-115.597	0.1
2010/03/17	23:54:23.639	33.180	-115.603	0.1
2010/03/17	23:54:35.639	33.180	-115.603	0.1
2010/03/17	23:56:32.639	33.198	-115.593	2.3
2010/03/18	00:22:20.639	33.176	-115.604	0.5
2010/03/18	02:23:38.639	33.108	-115.602	8.1
2010/03/18	02:48:06.639	33.181	-115.612	1.1
2010/03/18	08:47:59.639	33.176	-115.604	0.5
2010/03/18	08:49:14.639	33.176	-115.604	0.5
2010/03/18	08:51:21.639	33.183	-115.607	0.0
2010/03/18	10:03:19.639	33.175	-115.603	0.1
2010/03/18	16:58:30.639	33.173	-115.650	1.8
2010/03/18	16:59:57.639	33.173	-115.650	1.8
2010/03/18	18:24:06.639	33.208	-115.582	2.5
2010/03/18	18:48:57.639	33.190	-115.574	3.1
2010/03/19	02:14:37.639	33.108	-115.602	8.1
2010/03/19	03:21:00.639	33.181	-115.659	6.0
2010/03/19	11:05:21.639	33.208	-115.631	5.0
2010/03/19	23:01:08.639	33.108	-115.602	8.1
2010/03/19	23:03:18.639	33.108	-115.602	8.1
2010/03/19	23:18:27.639	33.186	-115.604	2.0
2010/03/20	00:48:11.639	33.147	-115.623	7.9
2010/03/20	01:33:17.639	33.108	-115.602	8.1
2010/03/20	02:49:46.639	33.184	-115.606	2.9
2010/03/20	03:59:08.639	33.108	-115.602	8.1
2010/03/20	04:53:29.639	33.140	-115.636	7.3
2010/03/20	10:17:50.639	33.100	-115.590	14.6
2010/03/20	18:29:45.639	33.229	-115.576	3.4
2010/03/20	18:35:25.639	33.183	-115.606	0.1
2010/03/20	18:40:22.639	33.173	-115.650	1.8
2010/03/20	18:47:47.639	33.187	-115.608	0.2
2010/03/20	18:48:15.639	33.187	-115.608	0.2
2010/03/20	18:49:55.639	33.229	-115.576	3.4

2010/03/20	19:01:30.639	33.196	-115.587	5.3
2010/03/20	19:55:34.639	33.183	-115.606	0.1
2010/03/20	23:05:57.639	33.229	-115.576	3.4
2010/03/21	00:11:30.639	33.117	-115.613	7.9
2010/03/21	01:51:25.639	33.184	-115.597	0.1
2010/03/21	02:36:11.639	33.175	-115.606	4.2
2010/03/21	03:25:49.639	33.175	-115.606	4.2
2010/03/21	03:40:41.639	33.183	-115.599	0.1
2010/03/21	03:46:20.639	33.183	-115.599	0.1
2010/03/22	02:44:06.639	33.180	-115.600	0.1
2010/03/22	04:59:01.639	33.100	-115.590	14.6
2010/03/22	09:00:45.639	33.180	-115.600	0.1
2010/03/22	09:01:58.639	33.180	-115.600	0.1
2010/03/22	20:03:36.639	33.190	-115.574	3.1
2010/03/23	12:18:30.639	33.186	-115.614	2.4
2010/03/23	18:04:41.639	33.190	-115.574	3.1
2010/03/23	20:43:38.639	33.130	-115.634	0.0
2010/03/24	05:42:00.639	33.174	-115.603	0.1
2010/03/24	14:43:29.639	33.199	-115.570	0.2
2010/03/25	01:18:48.639	33.174	-115.603	0.1
2010/03/25	10:19:14.639	33.208	-115.631	5.0
2010/03/25	11:54:36.639	33.170	-115.600	1.1
2010/03/25	14:54:36.639	33.193	-115.583	5.9
2010/03/25	21:23:02.639	33.183	-115.617	4.3
2010/03/25	21:24:26.639	33.170	-115.600	1.1
2010/03/26	04:41:55.639	33.161	-115.644	1.0
2010/03/26	04:43:48.639	33.186	-115.612	0.6
2010/03/26	05:07:53.639	33.135	-115.644	6.9
2010/03/26	05:12:54.639	33.181	-115.665	4.2
2010/03/26	08:07:53.639	33.108	-115.602	8.1
2010/03/26	09:55:37.639	33.186	-115.612	0.6
2010/03/26	14:58:31.639	33.229	-115.645	5.7
2010/03/26	14:58:46.639	33.229	-115.645	5.7
2010/03/26	14:59:33.639	33.229	-115.576	3.4
2010/03/26	15:00:02.639	33.229	-115.645	5.7
2010/03/26	23:41:10.639	33.173	-115.650	1.8
2010/03/27	04:08:51.639	33.186	-115.612	0.6
2010/03/27	13:16:13.639	33.183	-115.617	4.3
2010/03/27	13:23:23.639	33.149	-115.640	3.5
2010/03/27	13:29:05.639	33.201	-115.544	3.4
2010/03/27	13:32:20.639	33.149	-115.640	3.5
2010/03/27	13:32:51.639	33.183	-115.599	0.1
2010/03/27	13:35:06.639	33.183	-115.617	4.3
2010/03/27	13:48:42.639	33.208	-115.631	5.0
2010/03/27	14:52:03.639	33.236	-115.573	5.0
2010/03/27	17:31:56.639	33.212	-115.633	7.6

2010/03/27	18:22:24.639	33.196	-115.618	7.3
2010/03/27	23:05:58.639	33.176	-115.608	0.4
2010/03/27	23:22:46.639	33.135	-115.644	6.9
2010/03/27	23:30:27.639	33.135	-115.644	6.9
2010/03/27	23:31:26.639	33.135	-115.644	6.9
2010/03/27	23:45:52.639	33.142	-115.628	10.3
2010/03/27	23:49:24.639	33.135	-115.644	6.9
2010/03/28	00:10:32.639	33.108	-115.602	8.1
2010/03/28	02:25:30.639	33.177	-115.606	0.1
2010/03/28	08:27:36.639	33.177	-115.635	5.3
2010/03/28	09:34:30.639	33.202	-115.575	3.8
2010/03/28	09:42:49.639	33.193	-115.602	0.0
2010/03/28	09:49:20.639	33.193	-115.602	0.0
2010/03/28	09:52:26.639	33.193	-115.602	0.0
2010/03/28	13:27:26.639	33.176	-115.618	3.7
2010/03/28	23:46:24.639	33.196	-115.587	4.5
2010/03/29	02:29:38.639	33.176	-115.604	0.0
2010/03/29	05:19:44.639	33.177	-115.606	0.1
2010/03/29	05:20:15.639	33.184	-115.604	0.1
2010/03/29	05:21:50.639	33.177	-115.606	0.1
2010/03/29	05:39:33.639	33.208	-115.631	5.0
2010/03/29	09:11:35.639	33.184	-115.606	2.9
2010/03/29	09:14:33.639	33.184	-115.606	2.9
2010/03/29	10:48:25.639	33.183	-115.677	0.5
2010/03/29	11:29:18.639	33.184	-115.606	2.9
2010/03/29	15:53:33.639	33.174	-115.603	0.1
2010/03/29	15:57:00.639	33.174	-115.603	0.1
2010/03/29	15:58:36.639	33.174	-115.603	0.1
2010/03/29	15:59:24.639	33.174	-115.603	0.1
2010/03/29	15:59:47.639	33.174	-115.603	0.1
2010/03/29	16:04:54.639	33.184	-115.606	2.9
2010/03/29	16:09:11.639	33.174	-115.603	0.1
2010/03/29	16:24:37.639	33.176	-115.604	0.0
2010/03/29	16:37:25.639	33.174	-115.603	0.1
2010/03/29	17:10:09.639	33.188	-115.609	2.3
2010/03/29	17:39:03.639	33.184	-115.604	0.1
2010/03/29	18:46:49.639	33.176	-115.604	0.0
2010/03/29	19:06:22.639	33.174	-115.603	0.1
2010/03/29	19:08:42.639	33.173	-115.650	1.8
2010/03/29	19:38:20.639	33.184	-115.608	0.3
2010/03/29	20:03:28.639	33.184	-115.606	2.9
2010/03/29	21:02:06.639	33.176	-115.606	6.3
2010/03/29	23:38:48.639	33.176	-115.604	0.0
2010/03/29	23:50:00.639	33.176	-115.604	0.0
2010/03/30	01:43:57.639	33.175	-115.603	0.1
2010/03/30	08:05:32.639	33.207	-115.567	3.7

2010/03/30	10:10:47.639	33.176	-115.604	0.0
2010/03/30	11:23:01.639	33.181	-115.665	4.2
2010/03/30	11:58:28.639	33.183	-115.599	0.1
2010/03/30	18:03:27.639	33.208	-115.582	2.5
2010/03/30	18:35:35.639	33.234	-115.604	4.8
2010/03/30	18:36:25.639	33.234	-115.604	4.8
2010/03/30	18:36:37.639	33.184	-115.604	0.1
2010/03/30	18:37:49.639	33.184	-115.604	0.1
2010/03/30	18:43:09.639	33.185	-115.569	3.7
2010/03/30	23:10:39.639	33.187	-115.601	1.7
2010/03/31	02:36:36.639	33.142	-115.628	10.3
2010/03/31	10:36:24.639	33.184	-115.606	2.9
2010/03/31	10:37:04.639	33.174	-115.603	0.1
2010/03/31	14:16:47.639	33.175	-115.603	0.1
2010/03/31	17:04:12.639	33.183	-115.599	0.1
2010/03/31	17:05:05.639	33.166	-115.617	5.3
2010/03/31	17:05:56.639	33.177	-115.606	0.1
2010/03/31	17:06:55.639	33.176	-115.618	3.7
2010/03/31	17:07:29.639	33.183	-115.599	0.1
2010/03/31	17:09:18.639	33.173	-115.609	0.1
2010/03/31	17:09:30.639	33.198	-115.586	3.7
2010/03/31	17:11:12.639	33.173	-115.609	0.1
2010/03/31	17:12:10.639	33.182	-115.606	1.7
2010/03/31	17:15:04.639	33.174	-115.604	0.1
2010/03/31	17:22:12.639	33.183	-115.599	0.1
2010/03/31	17:54:09.639	33.183	-115.607	0.0
2010/03/31	17:57:57.639	33.179	-115.594	1.5
2010/03/31	18:13:00.639	33.183	-115.599	0.1
2010/03/31	21:46:53.639	33.117	-115.613	7.9
2010/04/01	00:41:08.639	33.181	-115.611	0.4
2010/04/01	00:41:57.639	33.189	-115.635	3.2
2010/04/01	00:46:43.639	33.183	-115.617	4.3
2010/04/01	00:49:03.639	33.186	-115.612	0.6
2010/04/01	00:54:07.639	33.161	-115.640	0.1
2010/04/01	01:30:18.639	33.165	-115.623	7.0
2010/04/01	01:31:02.639	33.186	-115.612	0.6
2010/04/01	01:33:45.639	33.193	-115.615	3.9
2010/04/01	01:40:01.639	33.160	-115.633	4.6
2010/04/01	01:40:19.639	33.100	-115.590	14.6
2010/04/01	01:42:05.639	33.186	-115.612	0.6
2010/04/01	01:43:01.639	33.188	-115.599	0.8
2010/04/01	01:45:11.639	33.118	-115.610	9.1
2010/04/01	01:46:04.639	33.118	-115.610	9.1
2010/04/01	01:46:49.639	33.165	-115.623	7.0
2010/04/01	01:48:07.639	33.161	-115.640	0.1
2010/04/01	02:33:02.639	33.158	-115.638	0.4

2010/04/01	02:38:08.639	33.181	-115.611	0.4
2010/04/01	02:49:02.639	33.118	-115.590	13.8
2010/04/01	02:49:19.639	33.176	-115.609	2.1
2010/04/01	03:02:21.639	33.147	-115.623	7.9
2010/04/01	03:20:32.639	33.118	-115.610	9.1
2010/04/01	06:05:10.639	33.177	-115.635	5.3
2010/04/01	09:46:09.639	33.174	-115.603	0.1
2010/04/01	09:46:37.639	33.184	-115.606	2.9
2010/04/01	10:02:39.639	33.181	-115.665	4.2
2010/04/01	10:04:59.639	33.174	-115.603	0.1
2010/04/01	12:12:03.639	33.176	-115.604	0.0
2010/04/01	13:25:55.639	33.174	-115.603	0.1
2010/04/01	14:15:52.639	33.176	-115.609	2.1
2010/04/01	14:33:04.639	33.176	-115.604	0.5
2010/04/01	14:55:37.639	33.185	-115.569	3.7
2010/04/01	16:23:41.639	33.161	-115.640	0.1
2010/04/02	02:52:15.639	33.199	-115.570	0.2
2010/04/02	09:08:56.639	33.176	-115.604	0.0
2010/04/02	11:43:32.639	33.192	-115.572	1.6
2010/04/02	11:48:06.639	33.192	-115.572	1.6
2010/04/02	13:04:54.639	33.184	-115.606	2.9
2010/04/02	19:50:46.639	33.183	-115.617	4.3
2010/04/03	00:36:37.639	33.176	-115.604	0.0
2010/04/03	00:40:08.639	33.226	-115.588	4.6
2010/04/03	07:38:47.639	33.177	-115.635	5.3
2010/04/03	16:44:06.639	33.175	-115.601	0.1
2010/04/03	20:01:07.639	33.181	-115.659	6.0
2010/04/03	20:03:06.639	33.181	-115.659	6.0
2010/04/03	20:05:28.639	33.177	-115.606	0.1
2010/04/03	20:12:14.639	33.181	-115.659	6.0
2010/04/03	21:20:28.639	33.184	-115.606	2.9
2010/04/03	21:55:55.639	33.174	-115.603	0.1
2010/04/03	22:12:45.639	33.173	-115.650	1.8
2010/04/04	04:48:41.639	33.208	-115.582	2.5
2010/04/04	12:53:48.639	33.179	-115.597	0.1
2010/04/04	17:15:42.639	33.187	-115.608	0.2
2010/04/04	18:36:53.639	33.174	-115.603	0.1
2010/04/04	18:41:20.639	33.175	-115.601	0.1
2010/04/04	23:14:54.639	33.100	-115.590	14.6
2010/04/04	23:21:59.639	33.100	-115.590	14.6
2010/04/04	23:28:50.639	33.184	-115.597	0.1
2010/04/04	23:29:10.639	33.174	-115.603	0.1
2010/04/05	00:27:26.639	33.176	-115.604	0.0
2010/04/05	00:41:47.639	33.115	-115.585	6.5
2010/04/05	00:48:45.639	33.100	-115.590	14.6
2010/04/05	00:55:44.639	33.198	-115.593	2.3

2010/04/05	02:23:42.639	33.165	-115.623	7.0
2010/04/05	02:28:25.639	33.180	-115.603	0.1
2010/04/05	02:31:23.639	33.117	-115.613	7.9
2010/04/05	02:46:14.639	33.135	-115.644	6.9
2010/04/05	03:25:44.639	33.175	-115.600	1.1
2010/04/05	04:20:47.639	33.175	-115.600	1.1
2010/04/05	04:29:41.639	33.187	-115.604	3.2
2010/04/05	04:34:07.639	33.181	-115.612	1.1
2010/04/05	04:39:33.639	33.218	-115.639	3.0
2010/04/05	04:53:15.639	33.231	-115.655	4.8
2010/04/05	06:53:09.639	33.175	-115.606	4.2
2010/04/05	06:54:35.639	33.172	-115.611	3.7
2010/04/05	07:20:48.639	33.218	-115.639	3.0
2010/04/05	07:52:12.639	33.140	-115.636	7.3
2010/04/05	07:54:47.639	33.208	-115.631	5.0
2010/04/05	08:05:23.639	33.177	-115.606	0.1
2010/04/05	12:01:16.639	33.142	-115.628	10.3
2010/04/05	13:05:25.639	33.196	-115.559	0.2
2010/04/05	13:05:55.639	33.175	-115.601	0.1
2010/04/05	13:15:28.639	33.130	-115.634	0.0
2010/04/05	13:40:11.639	33.130	-115.634	0.0
2010/04/05	13:43:13.639	33.158	-115.629	6.0
2010/04/05	14:03:00.639	33.130	-115.634	0.0
2010/04/05	14:25:24.639	33.181	-115.665	4.2
2010/04/05	14:30:05.639	33.108	-115.602	8.1
2010/04/05	17:48:45.639	33.140	-115.636	7.3
2010/04/05	20:50:41.639	33.208	-115.631	5.0
2010/04/05	21:36:08.639	33.172	-115.622	4.0
2010/04/05	21:36:32.639	33.208	-115.631	5.0
2010/04/05	22:12:58.639	33.158	-115.638	0.4
2010/04/05	22:22:01.639	33.176	-115.618	3.7
2010/04/05	22:23:53.639	33.208	-115.631	5.0
2010/04/05	22:37:44.639	33.173	-115.650	1.8
2010/04/05	22:42:53.639	33.159	-115.635	7.3
2010/04/06	01:08:59.639	33.142	-115.628	10.3
2010/04/06	01:28:34.639	33.183	-115.617	4.3
2010/04/06	01:36:49.639	33.208	-115.631	5.0
2010/04/06	01:40:11.639	33.218	-115.639	3.0
2010/04/06	01:43:58.639	33.181	-115.603	2.0
2010/04/06	05:19:09.639	33.170	-115.600	1.1
2010/04/06	06:11:47.639	33.208	-115.631	5.0
2010/04/06	07:07:06.639	33.175	-115.606	4.2
2010/04/06	07:10:41.639	33.218	-115.639	3.0
2010/04/06	07:18:22.639	33.208	-115.631	5.0
2010/04/06	07:46:10.639	33.186	-115.612	0.6
2010/04/06	07:53:59.639	33.180	-115.603	0.1

2010/04/06	08:16:27.639	33.175	-115.601	0.1
2010/04/06	09:11:35.639	33.231	-115.655	4.8
2010/04/06	09:20:10.639	33.208	-115.631	5.0
2010/04/06	12:00:34.639	33.175	-115.606	4.2
2010/04/06	12:01:12.639	33.149	-115.640	3.5
2010/04/06	12:11:49.639	33.182	-115.602	2.5
2010/04/06	12:16:11.639	33.181	-115.611	0.4
2010/04/06	12:21:50.639	33.108	-115.602	8.1
2010/04/06	13:36:36.639	33.175	-115.610	2.4
2010/04/06	14:23:25.639	33.174	-115.603	0.1
2010/04/06	14:40:40.639	33.174	-115.603	0.1
2010/04/06	14:41:34.639	33.186	-115.612	0.6
2010/04/06	15:23:07.639	33.174	-115.603	0.1
2010/04/06	15:28:35.639	33.176	-115.604	0.5
2010/04/06	15:29:43.639	33.228	-115.626	3.7
2010/04/06	15:37:51.639	33.184	-115.606	2.9
2010/04/06	17:38:34.639	33.174	-115.603	0.1
2010/04/06	19:15:54.639	33.140	-115.636	7.3
2010/04/06	19:22:31.639	33.181	-115.639	3.7
2010/04/06	19:25:01.639	33.165	-115.623	7.0
2010/04/06	19:25:16.639	33.208	-115.631	5.0
2010/04/06	19:46:23.639	33.208	-115.631	5.0
2010/04/06	21:39:53.639	33.184	-115.606	2.9
2010/04/06	22:26:17.639	33.181	-115.639	3.7
2010/04/06	22:46:59.639	33.177	-115.606	0.1
2010/04/06	22:47:44.639	33.174	-115.603	0.1
2010/04/07	00:11:36.639	33.213	-115.584	1.3
2010/04/07	00:13:28.639	33.231	-115.657	2.0
2010/04/07	01:42:47.639	33.231	-115.657	2.0
2010/04/07	01:58:38.639	33.208	-115.631	5.0
2010/04/07	02:37:32.639	33.228	-115.626	3.7
2010/04/07	03:00:19.639	33.182	-115.602	2.5
2010/04/07	03:01:11.639	33.193	-115.615	3.9
2010/04/07	03:25:45.639	33.193	-115.615	3.9
2010/04/07	03:25:58.639	33.193	-115.615	3.9
2010/04/07	03:42:46.639	33.176	-115.608	0.4
2010/04/07	03:49:53.639	33.176	-115.604	0.0
2010/04/07	04:25:29.639	33.193	-115.615	3.9
2010/04/07	05:40:31.639	33.226	-115.588	4.6
2010/04/07	09:04:41.639	33.175	-115.610	2.4
2010/04/07	09:23:18.639	33.226	-115.588	4.6
2010/04/07	10:23:00.639	33.176	-115.604	0.0
2010/04/07	12:40:53.639	33.226	-115.588	4.6
2010/04/07	12:55:57.639	33.174	-115.603	0.1
2010/04/07	12:59:41.639	33.174	-115.603	0.1
2010/04/07	13:00:20.639	33.175	-115.610	2.4

2010/04/07	13:05:33.639	33.196	-115.587	5.3
2010/04/07	13:19:29.639	33.183	-115.607	0.0
2010/04/07	14:12:20.639	33.201	-115.544	3.4
2010/04/07	15:21:32.639	33.181	-115.639	3.7
2010/04/07	15:48:07.639	33.177	-115.635	5.3
2010/04/07	17:35:18.639	33.181	-115.639	3.7
2010/04/07	20:40:25.639	33.231	-115.655	4.8
2010/04/07	21:23:08.639	33.231	-115.655	4.8
2010/04/07	22:35:12.639	33.176	-115.604	0.5
2010/04/07	22:57:45.639	33.181	-115.639	3.7
2010/04/08	00:13:20.639	33.190	-115.574	3.1
2010/04/08	00:46:14.639	33.181	-115.639	3.7
2010/04/08	02:09:40.639	33.181	-115.639	3.7
2010/04/08	04:51:48.639	33.218	-115.639	3.0
2010/04/08	05:05:10.639	33.201	-115.544	3.4
2010/04/08	06:38:07.639	33.181	-115.639	3.7
2010/04/08	10:05:59.639	33.177	-115.606	0.1
2010/04/08	17:03:20.639	33.183	-115.617	4.3
2010/04/08	17:37:29.639	33.184	-115.608	0.3
2010/04/08	18:42:16.639	33.193	-115.615	3.9
2010/04/08	19:04:02.639	33.193	-115.615	3.9
2010/04/08	21:16:41.639	33.228	-115.626	3.7
2010/04/08	22:06:24.639	33.177	-115.635	5.3
2010/04/09	00:02:29.639	33.228	-115.626	3.7
2010/04/09	00:24:00.639	33.176	-115.604	0.0
2010/04/09	05:52:31.639	33.183	-115.617	4.3
2010/04/09	07:49:17.639	33.231	-115.655	4.8
2010/04/09	07:56:13.639	33.182	-115.603	0.1
2010/04/09	08:09:52.639	33.149	-115.640	3.5
2010/04/09	09:04:32.639	33.176	-115.609	2.1
2010/04/09	10:55:33.639	33.184	-115.604	0.1
2010/04/09	11:00:21.639	33.182	-115.603	0.1
2010/04/09	12:25:54.639	33.231	-115.657	2.0
2010/04/09	13:04:37.639	33.142	-115.628	10.3
2010/04/09	14:56:18.639	33.228	-115.626	3.7
2010/04/09	22:09:02.639	33.181	-115.603	1.4
2010/04/09	22:53:14.639	33.231	-115.655	4.8
2010/04/10	01:49:20.639	33.208	-115.631	5.0
2010/04/10	05:26:47.639	33.231	-115.657	2.0
2010/04/10	08:19:36.639	33.179	-115.594	1.5
2010/04/10	08:23:17.639	33.180	-115.600	0.1
2010/04/10	10:24:47.639	33.176	-115.618	3.7
2010/04/10	11:57:21.639	33.241	-115.633	3.4
2010/04/11	02:05:52.639	33.185	-115.608	2.0
2010/04/11	02:19:07.639	33.185	-115.608	2.0
2010/04/11	06:45:39.639	33.208	-115.631	5.0

2010/04/11	10:02:22.639	33.135	-115.644	6.9
2010/04/12	03:02:11.639	33.172	-115.611	3.7
2010/04/12	05:17:40.639	33.241	-115.633	3.4
2010/04/12	15:10:35.639	33.179	-115.614	1.8
2010/04/12	17:04:08.639	33.214	-115.620	5.3
2010/04/12	19:47:00.639	33.229	-115.576	3.4
2010/04/12	19:53:49.639	33.185	-115.569	3.7
2010/04/12	19:55:46.639	33.179	-115.594	1.5
2010/04/12	19:56:06.639	33.229	-115.576	3.4
2010/04/12	19:59:00.639	33.189	-115.605	1.5
2010/04/13	00:36:26.639	33.181	-115.608	1.0
2010/04/13	00:51:08.639	33.176	-115.604	0.5
2010/04/13	03:21:53.639	33.201	-115.544	3.4
2010/04/13	05:17:23.639	33.181	-115.612	1.1
2010/04/13	09:30:59.639	33.135	-115.644	6.9
2010/04/13	11:05:21.639	33.198	-115.571	0.2
2010/04/13	13:22:09.639	33.188	-115.600	0.1
2010/04/13	18:08:19.639	33.176	-115.608	0.4
2010/04/13	20:03:23.639	33.188	-115.571	3.0
2010/04/14	00:14:26.639	33.190	-115.604	1.2
2010/04/21	00:01:41.639	33.180	-115.600	0.1
2010/04/21	00:02:11.639	33.165	-115.623	7.0
2010/04/21	00:34:37.639	33.176	-115.608	0.4
2010/04/21	00:38:08.639	33.176	-115.608	0.4
2010/04/21	05:18:48.639	33.176	-115.608	0.4
2010/04/21	09:42:23.639	33.176	-115.609	2.1
2010/04/21	15:36:40.639	33.192	-115.572	1.6
2010/04/22	00:36:31.639	33.182	-115.618	3.1
2010/04/22	00:49:35.639	33.187	-115.608	0.2
2010/04/22	01:52:08.639	33.184	-115.601	3.5
2010/04/22	02:18:31.639	33.177	-115.621	2.7
2010/04/22	05:52:26.639	33.196	-115.587	5.3
2010/04/22	05:54:00.639	33.196	-115.587	5.3
2010/04/22	06:23:33.639	33.208	-115.582	2.5
2010/04/22	09:34:09.639	33.208	-115.582	2.5
2010/04/22	12:12:07.639	33.183	-115.599	0.1
2010/04/22	14:25:57.639	33.177	-115.606	0.1
2010/04/22	21:40:25.639	33.130	-115.634	0.0
2010/04/22	21:44:20.639	33.176	-115.604	0.5
2010/04/22	21:49:37.639	33.179	-115.594	1.5
2010/04/22	23:06:16.639	33.183	-115.599	0.1
2010/04/22	23:07:31.639	33.181	-115.608	1.0
2010/04/22	23:13:29.639	33.183	-115.599	0.1
2010/04/22	23:13:47.639	33.183	-115.599	0.1
2010/04/22	23:13:59.639	33.183	-115.599	0.1
2010/04/22	23:21:26.639	33.208	-115.582	2.5

2010/04/22	23:31:02.639	33.183	-115.599	0.1
2010/04/22	23:36:04.639	33.183	-115.599	0.1
2010/04/22	23:46:34.639	33.181	-115.659	6.0
2010/04/22	23:52:18.639	33.176	-115.618	3.7
2010/04/23	00:38:43.639	33.177	-115.606	0.1
2010/04/23	01:55:57.639	33.201	-115.544	3.4
2010/04/23	02:06:33.639	33.184	-115.604	0.1
2010/04/23	02:16:23.639	33.184	-115.611	2.7
2010/04/23	02:17:12.639	33.187	-115.608	0.2
2010/04/23	02:19:07.639	33.184	-115.604	0.1
2010/04/23	02:19:46.639	33.181	-115.665	4.2
2010/04/23	02:19:59.639	33.184	-115.604	0.1
2010/04/23	02:20:26.639	33.184	-115.604	0.1
2010/04/23	02:21:20.639	33.181	-115.665	4.2
2010/04/23	02:21:52.639	33.184	-115.604	0.1
2010/04/23	02:22:20.639	33.181	-115.665	4.2
2010/04/23	02:22:55.639	33.181	-115.665	4.2
2010/04/23	02:24:10.639	33.181	-115.665	4.2
2010/04/23	02:25:05.639	33.184	-115.604	0.1
2010/04/23	02:25:49.639	33.181	-115.665	4.2
2010/04/23	02:26:22.639	33.214	-115.620	5.3
2010/04/23	02:29:26.639	33.214	-115.620	5.3
2010/04/23	02:29:41.639	33.180	-115.603	0.1
2010/04/23	02:30:13.639	33.214	-115.620	5.3
2010/04/23	02:31:34.639	33.181	-115.665	4.2
2010/04/23	02:35:06.639	33.181	-115.665	4.2
2010/04/23	02:37:39.639	33.176	-115.609	2.1
2010/04/23	02:38:17.639	33.179	-115.614	1.8
2010/04/23	02:40:43.639	33.176	-115.609	2.1
2010/04/23	02:41:28.639	33.181	-115.659	6.0
2010/04/23	02:53:17.639	33.165	-115.623	7.0
2010/04/23	03:01:46.639	33.189	-115.619	2.2
2010/04/23	03:04:30.639	33.183	-115.617	4.3
2010/04/23	03:06:31.639	33.179	-115.594	1.5
2010/04/23	03:07:04.639	33.186	-115.612	0.6
2010/04/23	03:09:02.639	33.184	-115.610	2.8
2010/04/23	03:09:34.639	33.179	-115.614	1.8
2010/04/23	03:20:11.639	33.189	-115.619	2.2
2010/04/23	03:27:30.639	33.176	-115.604	0.5
2010/04/23	03:37:15.639	33.184	-115.611	2.7
2010/04/23	03:39:07.639	33.184	-115.604	0.1
2010/04/23	03:52:05.639	33.183	-115.599	0.1
2010/04/23	03:53:06.639	33.184	-115.604	0.1
2010/04/23	03:55:22.639	33.184	-115.604	0.1
2010/04/23	04:14:47.639	33.193	-115.615	3.9
2010/04/23	04:25:04.639	33.181	-115.611	0.4

2010/04/23	04:26:02.639	33.176	-115.608	0.4
2010/04/23	04:26:27.639	33.186	-115.612	0.6
2010/04/23	04:34:37.639	33.184	-115.608	0.3
2010/04/23	04:36:28.639	33.192	-115.572	1.6
2010/04/23	05:03:28.639	33.186	-115.612	0.6
2010/04/23	05:13:08.639	33.184	-115.604	0.1
2010/04/23	05:33:30.639	33.184	-115.609	2.2
2010/04/23	05:33:55.639	33.184	-115.609	2.2
2010/04/23	05:37:07.639	33.179	-115.594	1.5
2010/04/23	05:41:16.639	33.181	-115.665	4.2
2010/04/23	05:41:37.639	33.176	-115.604	0.5
2010/04/23	05:45:35.639	33.183	-115.606	0.1
2010/04/23	06:56:46.639	33.193	-115.583	5.9
2010/04/23	10:31:57.639	33.221	-115.605	5.1
2010/04/23	10:32:31.639	33.221	-115.605	5.1
2010/04/23	13:01:00.639	33.236	-115.573	5.0
2010/04/23	13:31:34.639	33.208	-115.582	2.5
2010/04/24	17:31:50.639	33.186	-115.593	0.1
2010/04/25	03:30:55.639	33.176	-115.608	0.4
2010/04/25	05:30:06.639	33.201	-115.544	3.4
2010/04/25	05:58:16.639	33.183	-115.599	0.1
2010/04/25	07:43:28.639	33.170	-115.600	1.1
2010/04/25	08:05:24.639	33.179	-115.594	1.5
2010/04/25	18:31:38.639	33.173	-115.650	1.8
2010/04/25	18:47:48.639	33.181	-115.608	1.0
2010/04/25	21:40:08.639	33.184	-115.601	3.5
2010/04/25	21:50:32.639	33.181	-115.614	3.1
2010/04/26	00:44:17.639	33.231	-115.655	4.8
2010/04/26	01:55:36.639	33.176	-115.609	2.1
2010/04/26	02:26:06.639	33.145	-115.634	4.8
2010/04/26	02:28:23.639	33.118	-115.610	9.1
2010/04/26	06:28:55.639	33.234	-115.604	4.8
2010/04/26	07:31:17.639	33.179	-115.594	1.5
2010/04/26	07:42:54.639	33.181	-115.612	1.1
2010/04/26	10:22:03.639	33.188	-115.599	0.8
2010/04/26	10:22:16.639	33.188	-115.599	0.8
2010/04/26	10:57:44.639	33.188	-115.599	0.8
2010/04/26	13:00:25.639	33.170	-115.600	1.1
2010/04/26	14:58:35.639	33.196	-115.587	5.3
2010/04/26	17:05:11.639	33.176	-115.609	2.1
2010/04/26	17:14:21.639	33.214	-115.620	5.3
2010/04/26	17:19:52.639	33.201	-115.544	3.4
2010/04/26	18:41:13.639	33.181	-115.665	4.2
2010/04/26	19:21:55.639	33.193	-115.615	3.9
2010/04/27	04:44:37.579	33.183	-115.607	0.0
2010/04/27	04:44:54.579	33.197	-115.596	3.0

2010/04/27	07:10:36.579	33.179	-115.594	1.5
2010/04/27	07:11:10.579	33.165	-115.623	7.0
2010/04/27	22:03:40.579	33.172	-115.611	3.7
2010/04/27	22:48:29.579	33.208	-115.582	2.5
2010/04/27	22:49:10.579	33.180	-115.600	0.1
2010/04/28	02:33:29.579	33.184	-115.609	2.2
2010/04/28	05:13:33.579	33.188	-115.609	2.3
2010/04/28	05:41:59.579	33.181	-115.639	3.7
2010/04/28	05:55:43.579	33.182	-115.603	0.1
2010/04/28	06:16:15.579	33.176	-115.608	0.4
2010/04/28	06:43:40.579	33.187	-115.608	0.2
2010/04/28	07:27:11.579	33.142	-115.628	10.3
2010/04/28	07:53:46.579	33.181	-115.639	3.7
2010/04/28	11:52:05.579	33.181	-115.603	2.0
2010/04/28	12:00:29.579	33.181	-115.603	2.0
2010/04/28	12:00:44.579	33.181	-115.603	2.0
2010/04/28	12:01:13.579	33.184	-115.604	0.1
2010/04/28	12:02:20.579	33.181	-115.603	2.0
2010/04/28	12:03:35.579	33.181	-115.603	2.0
2010/04/28	12:08:43.579	33.188	-115.609	2.3
2010/04/28	12:31:14.579	33.229	-115.645	5.7
2010/04/28	12:58:10.579	33.184	-115.611	2.7
2010/04/28	13:28:54.579	33.184	-115.609	2.2
2010/04/28	13:29:06.579	33.184	-115.608	0.3
2010/04/28	13:45:36.579	33.188	-115.609	2.3
2010/04/29	03:57:50.579	33.183	-115.599	0.1
2010/04/29	05:31:54.579	33.164	-115.640	3.4
2010/04/29	09:13:24.579	33.181	-115.614	3.1
2010/04/29	11:30:03.579	33.208	-115.631	5.0
2010/04/29	15:46:16.579	33.176	-115.604	0.5
2010/04/29	17:09:39.579	33.170	-115.600	1.1
2010/04/30	02:54:08.639	33.202	-115.575	3.8
2010/04/30	03:50:10.639	33.176	-115.608	0.4
2010/04/30	03:54:11.639	33.183	-115.606	0.1
2010/04/30	03:57:30.639	33.202	-115.671	6.3
2010/04/30	16:37:26.639	33.186	-115.614	2.4
2010/04/30	18:55:19.639	33.170	-115.600	1.1
2010/04/30	19:56:32.639	33.196	-115.559	0.2
2010/05/01	03:11:41.579	33.177	-115.606	0.1
2010/05/01	17:32:53.579	33.229	-115.576	3.4
2010/05/01	22:34:41.579	33.118	-115.610	9.1
2010/05/02	00:19:45.639	33.203	-115.579	3.5
2010/05/02	05:45:05.639	33.214	-115.620	5.3
2010/05/02	06:35:02.639	33.176	-115.609	2.1
2010/05/02	12:58:58.639	33.184	-115.611	2.7
2010/05/02	13:00:05.639	33.187	-115.608	0.2

2010/05/02	13:02:30.639	33.179	-115.614	1.8
2010/05/02	14:03:43.639	33.231	-115.655	4.8
2010/05/02	19:07:34.639	33.184	-115.606	2.9
2010/05/02	20:02:42.639	33.196	-115.587	5.3
2010/05/03	13:43:32.639	33.168	-115.609	0.7
2010/05/03	15:38:34.639	33.157	-115.680	0.2
2010/05/03	15:54:33.639	33.190	-115.608	2.2
2010/05/03	15:58:03.639	33.176	-115.608	0.4
2010/05/03	15:59:04.639	33.188	-115.599	0.8
2010/05/03	22:39:48.639	33.231	-115.655	4.8
2010/05/04	02:29:25.639	33.190	-115.608	2.2
2010/05/04	08:34:45.639	33.183	-115.607	0.0
2010/05/04	08:35:28.639	33.183	-115.607	0.0
2010/05/04	08:47:30.639	33.176	-115.608	0.4
2010/05/04	08:56:20.639	33.175	-115.601	0.1
2010/05/04	08:56:59.639	33.176	-115.608	0.4
2010/05/04	10:07:17.639	33.177	-115.614	1.2
2010/05/04	10:32:43.639	33.177	-115.614	1.2
2010/05/04	10:33:45.639	33.177	-115.614	1.2
2010/05/04	15:44:30.639	33.192	-115.572	1.6
2010/05/04	20:54:40.639	33.192	-115.626	7.7
2010/05/04	20:57:28.639	33.192	-115.626	7.7
2010/05/04	20:58:00.639	33.192	-115.626	7.7
2010/05/04	21:35:25.639	33.179	-115.621	4.8
2010/05/08	09:22:56.579	33.118	-115.610	9.1
2010/05/08	16:52:26.579	33.168	-115.609	0.7
2010/05/08	17:16:00.579	33.194	-115.583	3.0
2010/05/09	15:06:19.579	33.130	-115.634	0.0
2010/05/10	04:47:20.579	33.177	-115.606	0.1
2010/05/10	04:50:43.579	33.176	-115.608	0.4
2010/05/10	04:51:29.579	33.179	-115.594	1.5
2010/05/10	04:51:50.579	33.182	-115.602	2.5
2010/05/10	04:52:29.579	33.176	-115.608	0.4
2010/05/10	09:01:52.579	33.186	-115.612	0.6
2010/05/10	09:06:30.579	33.186	-115.612	0.6
2010/05/10	09:09:42.579	33.187	-115.604	3.2
2010/05/10	12:23:08.579	33.181	-115.602	0.4
2010/05/10	17:54:36.579	33.193	-115.583	5.9
2010/05/10	17:56:19.579	33.187	-115.608	0.2
2010/05/10	17:56:45.579	33.176	-115.608	0.4
2010/05/10	17:57:02.579	33.193	-115.615	3.9
2010/05/10	17:58:37.579	33.192	-115.626	7.7
2010/05/18	00:44:59.579	33.203	-115.578	2.2
2010/05/19	07:18:09.639	33.185	-115.569	3.7
2010/05/19	07:47:15.639	33.201	-115.544	3.4
2010/05/20	05:42:05.639	33.177	-115.621	2.7

2010/05/20	16:00:00.639	33.197	-115.596	3.0
2010/05/20	16:01:34.639	33.197	-115.596	3.0
2010/05/20	16:14:35.639	33.181	-115.608	1.0
2010/05/20	16:21:40.639	33.176	-115.608	0.4
2010/05/20	16:23:24.639	33.181	-115.611	0.4
2010/05/20	16:24:52.639	33.176	-115.608	0.4
2010/05/20	16:25:58.639	33.214	-115.620	5.3
2010/05/20	16:47:52.639	33.176	-115.608	0.4
2010/05/20	19:21:50.639	33.176	-115.608	0.4
2010/05/20	19:28:52.639	33.182	-115.603	0.1
2010/05/20	19:40:18.639	33.181	-115.665	4.2
2010/05/20	19:55:09.639	33.176	-115.608	0.4
2010/05/20	20:04:58.639	33.183	-115.607	0.0
2010/05/20	20:21:17.639	33.214	-115.620	5.3
2010/05/20	21:17:39.639	33.212	-115.633	7.6
2010/05/20	23:07:45.639	33.188	-115.609	2.3
2010/05/21	05:40:02.579	33.188	-115.599	0.8
2010/05/21	11:04:29.579	33.173	-115.609	0.1
2010/05/21	11:05:39.579	33.176	-115.609	2.1
2010/05/21	11:11:40.579	33.176	-115.609	2.1
2010/05/21	11:37:22.579	33.176	-115.609	2.1
2010/05/21	11:45:55.579	33.214	-115.620	5.3
2010/05/21	11:47:49.579	33.176	-115.608	0.4
2010/05/21	11:49:12.579	33.182	-115.603	0.1
2010/05/21	11:51:17.579	33.176	-115.608	0.4
2010/05/21	17:31:58.579	33.176	-115.608	0.4
2010/05/21	17:43:18.579	33.188	-115.599	0.8
2010/05/21	21:13:32.579	33.118	-115.610	9.1
2010/05/22	07:57:19.579	33.179	-115.614	1.8
2010/05/22	08:00:59.579	33.181	-115.659	6.0
2010/05/22	09:28:52.579	33.188	-115.599	0.8
2010/05/22	09:31:19.579	33.181	-115.665	4.2
2010/05/22	09:39:18.579	33.193	-115.583	5.9
2010/05/22	11:52:16.579	33.213	-115.584	1.3
2010/05/22	12:15:34.579	33.176	-115.609	2.1
2010/05/22	12:29:50.579	33.192	-115.572	1.6
2010/05/22	12:49:44.579	33.176	-115.608	0.4
2010/05/22	16:34:42.579	33.241	-115.633	3.4
2010/05/22	20:00:22.579	33.130	-115.634	0.0
2010/05/22	20:36:09.579	33.176	-115.609	2.1
2010/05/29	05:37:57.639	33.176	-115.608	0.4
2010/05/29	05:38:09.639	33.205	-115.577	0.0
2010/05/29	18:33:48.639	33.231	-115.655	4.8
2010/05/29	22:46:21.639	33.115	-115.585	6.5
2010/05/30	07:04:22.579	33.231	-115.605	4.8
2010/05/30	16:13:05.579	33.140	-115.636	7.3

2010/05/31	02:31:46.639	33.175	-115.600	1.1
2010/05/31	15:04:43.639	33.135	-115.644	6.9
2010/06/01	04:46:33.639	33.149	-115.640	3.5
2010/06/01	23:09:37.639	33.149	-115.640	3.5
2010/06/02	07:24:13.639	33.160	-115.633	4.6
2010/06/03	00:45:34.639	33.108	-115.602	8.1
2010/06/03	01:20:49.639	33.154	-115.672	0.3
2010/06/03	04:56:52.639	33.196	-115.587	4.5
2010/06/03	05:35:28.639	33.165	-115.643	1.7
2010/06/03	09:52:08.639	33.181	-115.610	0.9
2010/06/03	12:21:29.639	33.226	-115.588	4.6
2010/06/03	21:51:11.639	33.190	-115.604	1.2
2010/06/03	21:52:17.639	33.179	-115.594	1.5
2010/06/03	21:54:04.639	33.184	-115.606	2.9
2010/06/03	21:55:32.639	33.203	-115.578	2.2
2010/06/03	21:57:21.639	33.179	-115.594	1.5
2010/06/03	21:59:39.639	33.179	-115.594	1.5
2010/06/03	22:00:15.639	33.190	-115.604	1.2
2010/06/03	22:02:36.639	33.181	-115.665	4.2
2010/06/03	22:03:56.639	33.181	-115.665	4.2
2010/06/03	22:04:31.639	33.181	-115.608	1.0
2010/06/03	22:07:27.639	33.181	-115.665	4.2
2010/06/03	22:12:30.639	33.181	-115.665	4.2
2010/06/03	22:13:10.639	33.179	-115.594	1.5
2010/06/03	22:26:45.639	33.181	-115.665	4.2
2010/06/03	22:31:11.639	33.184	-115.608	0.3
2010/06/03	22:36:57.639	33.179	-115.614	1.8
2010/06/04	01:28:30.639	33.251	-115.564	0.1
2010/06/04	02:21:10.639	33.212	-115.610	4.1
2010/06/04	05:49:14.639	33.193	-115.583	5.9
2010/06/04	12:53:35.639	33.170	-115.600	1.1
2010/06/05	02:27:09.639	33.194	-115.567	3.1
2010/06/06	03:36:20.639	33.196	-115.559	0.2
2010/06/07	14:33:05.639	33.176	-115.608	0.4
2010/06/08	08:56:30.479	33.186	-115.624	2.5
2010/06/08	09:12:46.479	33.179	-115.594	1.5
2010/06/08	10:41:51.479	33.176	-115.609	2.1
2010/06/08	11:29:32.479	33.196	-115.587	5.3
2010/06/08	11:29:46.479	33.196	-115.587	5.3
2010/06/08	11:34:46.479	33.196	-115.587	5.3
2010/06/08	11:36:53.479	33.181	-115.665	4.2
2010/06/08	11:40:27.479	33.188	-115.573	0.2
2010/06/08	13:39:31.479	33.161	-115.644	1.0
2010/06/08	17:36:42.479	33.208	-115.631	5.0
2010/06/08	18:12:47.479	33.176	-115.609	2.1
2010/06/09	01:20:58.479	33.117	-115.613	7.9

2010/06/09	05:02:35.479	33.182	-115.602	2.5
2010/06/09	05:43:50.479	33.201	-115.584	3.7
2010/06/09	06:40:11.479	33.188	-115.599	0.8
2010/06/09	23:03:51.479	33.208	-115.631	5.0
2010/06/09	23:05:26.479	33.160	-115.633	4.6
2010/06/10	06:43:04.479	33.231	-115.657	2.0
2010/06/10	15:25:39.479	33.208	-115.631	5.0
2010/06/11	00:14:24.479	33.191	-115.684	3.3
2010/06/11	00:29:06.479	33.170	-115.626	0.6
2010/06/11	01:49:27.479	33.182	-115.603	0.1
2010/06/11	19:53:02.479	33.231	-115.655	4.8
2010/06/12	05:06:14.479	33.157	-115.641	2.2
2010/06/12	05:06:33.479	33.157	-115.641	2.2
2010/06/12	05:08:40.479	33.157	-115.641	2.2
2010/06/12	05:40:06.479	33.231	-115.657	2.0
2010/06/12	06:47:10.479	33.175	-115.606	4.2
2010/06/12	06:47:39.479	33.157	-115.641	2.2
2010/06/12	06:58:08.479	33.176	-115.609	3.8
2010/06/12	06:59:49.479	33.157	-115.641	2.2
2010/06/12	07:02:51.479	33.157	-115.641	2.2
2010/06/12	12:18:02.479	33.231	-115.657	2.0
2010/06/12	17:58:03.479	33.190	-115.612	1.0
2010/06/12	18:04:51.479	33.190	-115.612	1.0
2010/06/12	18:05:42.479	33.190	-115.612	1.0
2010/06/13	02:07:21.479	33.159	-115.641	0.9
2010/06/13	03:24:20.479	33.158	-115.638	0.4
2010/06/13	05:15:19.479	33.181	-115.603	1.4
2010/06/13	08:52:11.479	33.108	-115.602	8.1
2010/06/13	09:58:02.479	33.118	-115.610	9.1
2010/06/14	08:00:16.479	33.184	-115.608	0.3
2010/06/14	08:05:38.479	33.179	-115.614	1.8
2010/06/14	08:09:20.479	33.184	-115.608	0.3
2010/06/14	08:49:10.479	33.195	-115.572	0.1
2010/06/14	08:56:34.479	33.195	-115.572	0.1
2010/06/14	21:11:52.479	33.108	-115.602	8.1
2010/06/14	21:37:42.479	33.159	-115.641	0.9
2010/06/14	21:55:56.479	33.176	-115.609	2.1
2010/06/14	22:38:44.479	33.181	-115.608	1.0
2010/06/15	16:45:25.479	33.140	-115.636	7.3
2010/06/17	07:06:12.639	33.181	-115.608	1.0
2010/06/18	00:12:45.639	33.183	-115.599	0.1
2010/06/18	02:26:43.639	33.208	-115.631	5.0
2010/06/18	17:19:53.639	33.183	-115.617	4.3
2010/06/19	00:16:31.639	33.154	-115.672	0.3
2010/06/19	01:27:31.639	33.208	-115.582	2.5
2010/06/19	11:16:15.639	33.165	-115.623	7.0

2010/06/20	20:11:37.639	33.108	-115.602	8.1
2010/06/20	20:15:29.639	33.149	-115.640	3.5
2010/06/21	08:57:08.639	33.181	-115.659	6.0
2010/06/21	22:11:22.639	33.193	-115.602	0.0
2010/06/22	00:51:03.639	33.181	-115.612	1.1
2010/06/22	01:06:51.639	33.173	-115.609	0.1
2010/06/22	03:11:29.639	33.157	-115.668	0.1
2010/06/22	03:17:42.639	33.157	-115.668	0.1
2010/06/22	19:43:26.639	33.229	-115.576	3.4
2010/06/23	01:30:52.639	33.183	-115.617	4.3
2010/06/23	01:51:15.639	33.190	-115.612	1.0
2010/06/23	10:36:31.639	33.213	-115.584	1.3
2010/06/23	12:39:28.639	33.181	-115.608	0.0
2010/06/23	14:50:38.639	33.100	-115.590	14.6
2010/06/23	23:34:32.639	33.142	-115.628	10.3
2010/06/24	02:23:06.639	33.198	-115.593	2.3
2010/06/25	07:24:31.639	33.179	-115.594	1.5
2010/06/25	07:27:08.639	33.179	-115.594	1.5
2010/06/25	07:27:45.639	33.179	-115.594	1.5
2010/06/25	07:57:44.639	33.179	-115.594	1.5
2010/06/25	18:12:34.639	33.142	-115.628	10.3
2010/06/26	00:26:46.639	33.179	-115.602	0.6
2010/06/26	01:17:35.639	33.145	-115.634	4.8
2010/06/26	09:39:27.639	33.157	-115.668	0.1
2010/06/26	11:18:17.639	33.181	-115.608	1.0
2010/06/27	18:00:46.639	33.171	-115.605	0.7
2010/06/27	18:01:21.639	33.173	-115.609	0.1
2010/06/28	00:28:23.639	33.214	-115.620	5.3
2010/06/28	18:43:20.639	33.147	-115.623	7.9
2010/06/28	23:31:21.639	33.207	-115.580	1.9
2010/06/29	03:56:54.639	33.179	-115.614	1.8
2010/06/29	09:50:00.639	33.248	-115.633	2.9
2010/06/29	09:53:33.639	33.248	-115.633	2.9
2010/06/29	11:41:37.639	33.140	-115.636	7.3
2010/06/29	11:41:56.639	33.142	-115.628	10.3
2010/06/29	13:39:55.639	33.140	-115.636	7.3
2010/06/29	18:21:42.639	33.177	-115.635	5.3
2010/06/30	19:24:25.459	33.185	-115.569	3.7
2010/07/01	04:37:59.639	33.142	-115.628	10.3
2010/07/01	16:56:45.639	33.185	-115.569	3.7
2010/07/01	16:58:02.639	33.179	-115.614	1.8
2010/07/01	19:20:47.639	33.179	-115.614	1.8
2010/07/02	09:14:40.639	33.149	-115.640	3.5
2010/07/02	15:46:34.639	33.197	-115.614	5.3
2010/07/03	03:26:08.639	33.157	-115.648	0.1
2010/07/04	00:42:37.639	33.229	-115.576	3.4

2010/07/04	00:52:51.639	33.218	-115.639	3.0
2010/07/04	11:08:40.639	33.170	-115.600	1.1
2010/07/04	14:16:37.639	33.159	-115.640	1.5
2010/07/04	14:19:18.639	33.159	-115.640	1.5
2010/07/04	14:25:19.639	33.159	-115.640	1.5
2010/07/04	14:26:46.639	33.159	-115.640	1.5
2010/07/04	18:56:14.639	33.130	-115.634	0.0
2010/07/04	23:52:51.639	33.186	-115.612	0.6
2010/07/05	22:34:30.639	33.192	-115.572	1.6
2010/07/06	14:50:54.639	33.181	-115.629	4.0
2010/07/06	15:55:10.639	33.135	-115.644	6.9
2010/07/07	13:33:40.639	33.218	-115.639	3.0
2010/07/07	13:34:22.639	33.218	-115.639	3.0
2010/07/07	17:37:26.639	33.117	-115.613	7.9
2010/07/08	07:38:11.639	33.176	-115.604	0.0
2010/07/08	14:05:55.639	33.183	-115.599	0.1
2010/07/08	14:29:34.639	33.226	-115.588	4.6
2010/07/09	10:09:12.639	33.192	-115.567	3.1
2010/07/09	10:10:51.639	33.194	-115.567	3.1
2010/07/09	17:13:03.639	33.118	-115.590	13.8
2010/07/09	18:38:57.639	33.108	-115.602	8.1
2010/07/09	23:31:29.639	33.117	-115.613	7.9
2010/07/10	03:10:46.641	33.193	-115.615	3.9
2010/07/10	03:15:35.641	33.180	-115.609	0.0
2010/07/10	05:13:22.641	33.183	-115.599	0.1
2010/07/10	05:47:19.641	33.186	-115.612	0.6
2010/07/10	05:57:26.641	33.179	-115.594	1.5
2010/07/10	09:52:26.641	33.130	-115.634	0.0
2010/07/10	11:29:41.641	33.154	-115.672	0.3
2010/07/10	11:30:38.641	33.154	-115.672	0.3
2010/07/10	11:32:47.641	33.164	-115.668	0.0
2010/07/11	04:15:12.641	33.181	-115.608	0.0
2010/07/11	04:58:29.641	33.181	-115.665	4.2
2010/07/11	10:50:44.641	33.182	-115.603	0.1
2010/07/11	18:13:02.641	33.190	-115.608	2.2
2010/07/12	09:51:24.641	33.177	-115.606	0.1
2010/07/12	13:03:17.641	33.177	-115.606	0.1
2010/07/13	07:23:52.641	33.117	-115.613	7.9
2010/07/13	15:13:57.641	33.118	-115.610	9.1
2010/07/14	17:13:27.641	33.207	-115.580	1.9
2010/07/14	17:13:54.641	33.207	-115.580	1.9
2010/07/15	11:15:18.641	33.161	-115.651	0.7
2010/07/16	03:36:07.641	33.192	-115.579	4.3
2010/07/16	04:02:35.641	33.201	-115.544	3.4
2010/07/16	07:56:26.641	33.181	-115.665	4.2
2010/07/17	05:23:56.641	33.158	-115.638	0.4

2010/07/18	03:43:27.641	33.193	-115.615	3.9
2010/07/18	05:24:17.641	33.115	-115.585	6.5
2010/07/18	05:53:23.641	33.115	-115.585	6.5
2010/07/18	14:00:35.641	33.108	-115.602	8.1
2010/07/18	20:30:16.641	33.142	-115.628	10.3
2010/07/19	20:44:34.641	33.176	-115.609	2.1
2010/07/20	03:18:15.641	33.157	-115.680	0.2
2010/07/20	03:19:15.641	33.100	-115.590	14.6
2010/07/20	09:23:43.641	33.208	-115.582	2.5
2010/07/20	15:23:36.641	33.201	-115.544	3.4
2010/07/21	00:38:43.641	33.175	-115.606	4.2
2010/07/21	05:33:54.641	33.157	-115.680	0.2
2010/07/21	06:54:10.641	33.157	-115.680	0.2
2010/07/22	23:06:42.641	33.203	-115.578	2.2
2010/07/24	17:29:42.641	33.115	-115.585	6.5
2010/07/24	19:10:03.641	33.159	-115.650	1.5
2010/07/24	22:41:47.641	33.139	-115.602	7.0
2010/07/25	00:20:05.641	33.188	-115.599	0.8
2010/07/25	18:26:38.641	33.182	-115.606	1.7
2010/07/25	23:29:31.641	33.157	-115.668	0.1
2010/07/25	23:33:30.641	33.158	-115.642	0.1
2010/07/26	02:07:01.641	33.202	-115.671	6.3
2010/07/26	03:55:30.641	33.108	-115.602	8.1
2010/07/26	04:39:55.641	33.108	-115.602	8.1
2010/07/26	18:14:45.641	33.139	-115.602	7.0
2010/07/26	21:02:00.641	33.181	-115.608	0.0
2010/07/26	21:12:55.641	33.108	-115.602	8.1
2010/07/27	00:22:29.641	33.164	-115.668	0.0
2010/07/27	06:22:30.641	33.139	-115.602	7.0
2010/07/27	09:55:08.641	33.176	-115.609	3.8
2010/07/27	11:50:51.641	33.108	-115.602	8.1
2010/07/27	12:00:53.641	33.205	-115.577	0.0
2010/07/27	12:01:05.641	33.205	-115.577	0.0
2010/07/27	16:14:22.641	33.160	-115.633	4.6
2010/07/27	16:15:40.641	33.160	-115.633	4.6
2010/07/27	16:16:25.641	33.159	-115.635	7.3
2010/07/27	16:23:00.641	33.196	-115.587	5.3
2010/07/27	20:07:39.641	33.193	-115.583	5.9
2010/07/28	05:51:48.641	33.176	-115.608	0.4
2010/07/28	15:11:16.641	33.229	-115.576	3.4
2010/07/29	04:02:47.641	33.241	-115.633	3.4
2010/07/29	14:45:11.641	33.117	-115.613	7.9
2010/07/29	15:06:59.641	33.190	-115.604	1.2
2010/07/30	08:08:37.641	33.177	-115.621	2.7
2010/07/30	08:09:27.641	33.176	-115.609	2.1
2010/07/30	08:10:47.641	33.177	-115.606	0.1

2010/07/30	09:00:29.641	33.181	-115.608	0.0
2010/07/31	07:25:15.641	33.184	-115.604	0.1
2010/07/31	12:46:28.641	33.181	-115.610	0.9
2010/07/31	18:02:43.641	33.141	-115.641	4.5
2010/08/01	01:12:04.641	33.205	-115.577	0.0
2010/08/01	02:13:57.641	33.180	-115.609	0.0
2010/08/01	05:12:01.641	33.205	-115.577	0.0
2010/08/01	12:32:44.641	33.135	-115.644	6.9
2010/08/02	05:40:37.641	33.170	-115.626	0.6
2010/08/02	05:47:43.641	33.117	-115.613	7.9
2010/08/02	05:48:03.641	33.188	-115.573	0.2
2010/08/02	05:48:30.641	33.158	-115.642	0.1
2010/08/02	05:49:47.641	33.108	-115.602	8.1
2010/08/03	14:19:54.641	33.218	-115.639	3.0
2010/08/03	14:54:31.641	33.208	-115.631	5.0
2010/08/03	16:29:01.641	33.184	-115.609	2.2
2010/08/03	16:31:47.641	33.179	-115.594	1.5
2010/08/03	16:58:20.641	33.184	-115.609	2.2
2010/08/03	18:47:02.641	33.183	-115.617	4.3
2010/08/03	19:28:14.641	33.183	-115.617	4.3
2010/08/03	19:35:40.641	33.183	-115.617	4.3
2010/08/04	12:54:39.641	33.176	-115.604	0.5
2010/08/04	13:00:43.641	33.177	-115.606	0.1
2010/08/05	01:45:45.641	33.183	-115.599	0.1
2010/08/05	01:46:43.641	33.183	-115.599	0.1
2010/08/05	03:24:53.641	33.208	-115.631	5.0
2010/08/05	12:33:56.641	33.201	-115.544	3.4
2010/08/05	16:17:34.641	33.183	-115.677	0.5
2010/08/05	22:07:03.641	33.176	-115.609	2.1
2010/08/05	22:07:14.641	33.176	-115.609	2.1
2010/08/05	22:07:50.641	33.176	-115.609	2.1
2010/08/05	22:58:40.641	33.181	-115.639	3.7
2010/08/05	23:04:00.641	33.181	-115.639	3.7
2010/08/05	23:10:24.641	33.181	-115.639	3.7
2010/08/05	23:24:25.641	33.181	-115.639	3.7
2010/08/05	23:27:50.641	33.181	-115.639	3.7
2010/08/05	23:30:56.641	33.181	-115.639	3.7
2010/08/05	23:33:21.641	33.181	-115.639	3.7
2010/08/05	23:43:58.641	33.181	-115.639	3.7
2010/08/05	23:45:05.641	33.181	-115.639	3.7
2010/08/05	23:45:57.641	33.181	-115.639	3.7
2010/08/05	23:48:02.641	33.181	-115.639	3.7
2010/08/05	23:48:34.641	33.181	-115.639	3.7
2010/08/05	23:48:56.641	33.181	-115.639	3.7
2010/08/05	23:49:52.641	33.181	-115.639	3.7
2010/08/05	23:52:21.641	33.181	-115.639	3.7

2010/08/05	23:52:45.641	33.181	-115.639	3.7
2010/08/05	23:54:15.641	33.181	-115.639	3.7
2010/08/05	23:57:34.641	33.181	-115.639	3.7
2010/08/06	00:03:37.641	33.181	-115.639	3.7
2010/08/06	00:08:16.641	33.181	-115.639	3.7
2010/08/06	00:16:55.641	33.181	-115.639	3.7
2010/08/06	00:19:06.641	33.181	-115.639	3.7
2010/08/06	00:19:52.641	33.181	-115.639	3.7
2010/08/06	00:25:04.641	33.186	-115.624	2.5
2010/08/06	00:32:45.641	33.202	-115.671	6.3
2010/08/06	00:34:35.641	33.179	-115.594	1.5
2010/08/06	00:40:36.641	33.181	-115.639	3.7
2010/08/06	00:50:47.641	33.193	-115.632	3.5
2010/08/06	01:09:05.641	33.181	-115.639	3.7
2010/08/06	01:14:07.641	33.181	-115.639	3.7
2010/08/06	01:21:31.641	33.188	-115.599	0.8
2010/08/06	01:37:49.641	33.181	-115.639	3.7
2010/08/06	01:46:23.641	33.181	-115.639	3.7
2010/08/06	01:52:45.641	33.181	-115.639	3.7
2010/08/06	01:54:10.641	33.181	-115.639	3.7
2010/08/06	02:05:58.641	33.181	-115.639	3.7
2010/08/06	02:12:24.641	33.208	-115.582	2.5
2010/08/06	02:50:07.641	33.181	-115.639	3.7
2010/08/06	02:55:00.641	33.181	-115.639	3.7
2010/08/06	03:07:12.641	33.181	-115.639	3.7
2010/08/06	03:08:46.641	33.181	-115.639	3.7
2010/08/06	03:26:57.641	33.193	-115.632	3.5
2010/08/06	03:32:14.641	33.241	-115.633	3.4
2010/08/06	05:40:25.641	33.181	-115.639	3.7
2010/08/06	06:06:01.641	33.181	-115.639	3.7
2010/08/06	06:06:21.641	33.181	-115.639	3.7
2010/08/06	06:09:53.641	33.181	-115.639	3.7
2010/08/06	06:17:51.641	33.181	-115.639	3.7
2010/08/06	06:33:38.641	33.181	-115.639	3.7
2010/08/06	06:58:20.641	33.181	-115.639	3.7
2010/08/06	07:11:24.641	33.181	-115.639	3.7
2010/08/06	08:55:59.641	33.207	-115.567	3.7
2010/08/06	09:27:41.641	33.181	-115.639	3.7
2010/08/06	11:49:58.641	33.197	-115.577	0.1
2010/08/06	11:52:12.641	33.185	-115.569	3.7
2010/08/06	13:10:12.641	33.175	-115.601	0.1
2010/08/06	17:52:09.641	33.108	-115.602	8.1
2010/08/06	17:54:21.641	33.184	-115.609	2.2
2010/08/06	18:17:29.641	33.251	-115.564	0.1
2010/08/08	18:13:56.641	33.157	-115.680	0.2
2010/08/08	23:56:13.641	33.170	-115.654	0.0

2010/08/09	02:47:58.641	33.135	-115.644	6.9
2010/08/09	03:50:51.641	33.158	-115.638	0.4
2010/08/09	03:53:10.641	33.158	-115.638	0.4
2010/08/09	04:25:26.641	33.108	-115.602	8.1
2010/08/10	20:06:35.641	33.193	-115.583	5.9
2010/08/10	20:07:26.641	33.203	-115.578	2.2
2010/08/10	20:08:43.641	33.176	-115.608	0.4
2010/08/10	20:11:32.641	33.203	-115.578	2.2
2010/08/10	21:41:23.641	33.203	-115.578	2.2
2010/08/10	23:09:24.641	33.203	-115.578	2.2
2010/08/11	00:38:08.641	33.196	-115.587	4.5
2010/08/11	00:40:16.641	33.196	-115.573	0.1
2010/08/11	00:41:26.641	33.198	-115.571	0.2
2010/08/11	01:06:58.641	33.115	-115.585	6.5
2010/08/11	05:00:39.641	33.176	-115.604	0.5
2010/08/11	05:01:38.641	33.203	-115.578	2.2
2010/08/11	05:10:33.641	33.176	-115.604	0.5
2010/08/11	08:44:38.641	33.192	-115.579	4.3
2010/08/11	13:11:20.641	33.188	-115.573	0.2
2010/08/11	13:12:08.641	33.183	-115.599	0.1
2010/08/11	13:12:55.641	33.183	-115.599	0.1
2010/08/11	13:14:54.641	33.180	-115.609	0.0
2010/08/11	13:19:28.641	33.183	-115.599	0.1
2010/08/11	23:39:00.641	33.194	-115.583	3.0
2010/08/12	02:50:15.641	33.176	-115.606	6.3
2010/08/12	02:52:46.641	33.176	-115.606	6.3
2010/08/12	15:47:49.641	33.181	-115.612	1.1
2010/08/12	15:48:52.641	33.186	-115.612	0.6
2010/08/12	15:54:37.641	33.186	-115.612	0.6
2010/08/12	17:16:41.641	33.193	-115.615	3.9
2010/08/13	06:31:06.641	33.188	-115.573	0.2
2010/08/13	07:03:38.641	33.188	-115.573	0.2
2010/08/13	13:48:21.641	33.176	-115.606	6.3
2010/08/13	23:04:08.641	33.176	-115.606	6.3
2010/08/13	23:05:33.641	33.176	-115.606	6.3
2010/08/13	23:06:17.641	33.176	-115.606	6.3
2010/08/13	23:06:36.641	33.194	-115.583	3.0
2010/08/13	23:07:03.641	33.176	-115.606	6.3
2010/08/13	23:11:04.641	33.176	-115.606	6.3
2010/08/13	23:13:27.641	33.203	-115.578	2.2
2010/08/13	23:15:35.641	33.194	-115.583	3.0
2010/08/13	23:17:18.641	33.194	-115.583	3.0
2010/08/13	23:17:36.641	33.194	-115.583	3.0
2010/08/13	23:19:42.641	33.194	-115.583	3.0
2010/08/13	23:21:08.641	33.196	-115.573	0.1
2010/08/13	23:22:05.641	33.196	-115.573	0.1

2010/08/13	23:29:11.641	33.194	-115.583	3.0
2010/08/13	23:29:44.641	33.194	-115.583	3.0
2010/08/13	23:39:12.641	33.192	-115.572	1.6
2010/08/13	23:40:42.641	33.198	-115.571	0.2
2010/08/13	23:48:50.641	33.194	-115.583	3.0
2010/08/13	23:57:35.641	33.196	-115.587	4.5
2010/08/14	00:17:02.641	33.194	-115.583	3.0
2010/08/14	00:54:59.641	33.176	-115.604	0.5
2010/08/14	00:55:16.641	33.176	-115.604	0.5
2010/08/14	01:38:12.641	33.182	-115.602	2.5
2010/08/14	02:36:05.641	33.183	-115.607	0.0
2010/08/14	02:36:28.641	33.183	-115.607	0.0
2010/08/14	02:41:29.641	33.198	-115.586	3.7
2010/08/14	02:41:53.641	33.198	-115.586	3.7
2010/08/14	02:49:39.641	33.198	-115.586	3.7
2010/08/14	03:44:28.641	33.176	-115.606	6.3
2010/08/14	04:17:55.641	33.202	-115.575	3.8
2010/08/14	04:23:52.641	33.198	-115.586	3.7
2010/08/14	04:24:08.641	33.203	-115.579	3.5
2010/08/14	04:35:30.641	33.200	-115.590	3.5
2010/08/14	04:39:14.641	33.200	-115.590	3.5
2010/08/14	04:45:32.641	33.200	-115.590	3.5
2010/08/14	04:49:38.641	33.203	-115.579	3.5
2010/08/14	05:14:57.641	33.200	-115.590	3.5
2010/08/14	05:49:39.641	33.192	-115.572	1.6
2010/08/14	05:51:31.641	33.192	-115.572	1.6
2010/08/14	11:41:49.641	33.197	-115.577	0.1
2010/08/14	11:48:41.641	33.194	-115.567	3.1
2010/08/14	11:50:05.641	33.194	-115.567	3.1
2010/08/14	11:55:45.641	33.192	-115.572	1.6
2010/08/14	12:04:34.641	33.194	-115.567	3.1
2010/08/14	12:05:36.641	33.194	-115.567	3.1
2010/08/14	12:43:43.641	33.192	-115.572	1.6
2010/08/14	12:44:06.641	33.192	-115.572	1.6
2010/08/14	13:35:32.641	33.192	-115.567	3.1
2010/08/14	13:37:05.641	33.196	-115.587	4.5
2010/08/14	13:41:22.641	33.192	-115.567	3.1
2010/08/14	13:41:55.641	33.192	-115.579	4.3
2010/08/14	13:42:26.641	33.201	-115.544	3.4
2010/08/14	13:44:53.641	33.192	-115.572	1.6
2010/08/14	13:49:11.641	33.176	-115.606	6.3
2010/08/14	13:51:41.641	33.192	-115.572	1.6
2010/08/14	13:52:09.641	33.194	-115.567	3.1
2010/08/14	13:52:59.641	33.170	-115.600	1.1
2010/08/14	13:53:33.641	33.192	-115.572	1.6
2010/08/14	14:11:27.641	33.194	-115.567	3.1

2010/08/14	15:12:10.641	33.192	-115.572	1.6
2010/08/14	15:18:35.641	33.192	-115.572	1.6
2010/08/14	15:23:17.641	33.190	-115.574	3.1
2010/08/14	15:24:51.641	33.192	-115.572	1.6
2010/08/14	15:25:28.641	33.192	-115.572	1.6
2010/08/14	15:52:02.641	33.196	-115.559	0.2
2010/08/14	16:20:51.641	33.190	-115.574	3.1
2010/08/15	04:27:07.641	33.192	-115.572	1.6
2010/08/15	10:52:31.641	33.226	-115.588	4.6
2010/08/15	11:33:17.641	33.182	-115.602	2.5
2010/08/15	11:34:13.641	33.182	-115.602	2.5
2010/08/15	11:55:55.641	33.179	-115.594	1.5
2010/08/15	14:13:09.641	33.184	-115.597	0.1
2010/08/15	14:15:49.641	33.184	-115.597	0.1
2010/08/15	14:17:41.641	33.184	-115.597	0.1
2010/08/15	14:40:17.641	33.184	-115.597	0.1
2010/08/15	15:34:30.641	33.130	-115.634	0.0
2010/08/15	19:02:42.641	33.197	-115.659	6.4
2010/08/16	02:39:47.641	33.226	-115.588	4.6
2010/08/16	10:42:46.641	33.196	-115.587	5.3
2010/08/17	01:53:48.641	33.197	-115.577	0.1
2010/08/17	01:54:58.641	33.197	-115.577	0.1
2010/08/17	09:28:07.641	33.183	-115.617	4.3
2010/08/17	14:43:47.641	33.108	-115.602	8.1
2010/08/17	19:31:20.641	33.228	-115.626	3.7
2010/08/18	03:34:03.641	33.161	-115.651	0.7
2010/08/18	08:27:04.641	33.184	-115.609	2.2
2010/08/18	08:28:16.641	33.183	-115.599	0.1
2010/08/18	08:36:22.641	33.183	-115.607	0.0
2010/08/18	08:37:12.641	33.183	-115.599	0.1
2010/08/18	08:43:40.641	33.181	-115.610	0.9
2010/08/18	10:18:03.641	33.178	-115.632	2.3
2010/08/18	10:58:10.641	33.182	-115.606	1.7
2010/08/18	11:00:47.641	33.193	-115.615	3.9
2010/08/18	11:30:17.641	33.141	-115.641	4.5
2010/08/18	11:30:30.641	33.141	-115.641	4.5
2010/08/18	15:41:00.641	33.193	-115.615	3.9
2010/08/18	18:01:30.641	33.231	-115.605	4.8
2010/08/18	18:07:57.641	33.231	-115.605	4.8
2010/08/18	18:10:29.641	33.157	-115.648	0.1
2010/08/18	19:11:50.641	33.135	-115.644	6.9
2010/08/19	03:13:43.641	33.229	-115.576	3.4
2010/08/19	09:15:20.641	33.193	-115.615	3.9
2010/08/19	09:43:10.641	33.170	-115.600	1.1
2010/08/19	12:16:58.641	33.193	-115.583	5.9
2010/08/19	20:51:02.641	33.108	-115.602	8.1

2010/08/20	08:53:31.641	33.176	-115.608	0.4
2010/08/20	09:01:32.641	33.176	-115.604	0.5
2010/08/20	09:06:48.641	33.176	-115.608	0.4
2010/08/20	13:33:37.641	33.183	-115.599	0.1
2010/08/20	13:42:58.641	33.183	-115.599	0.1
2010/08/21	08:30:40.641	33.181	-115.608	1.0
2010/08/21	10:47:20.641	33.164	-115.668	0.0
2010/08/21	11:06:16.641	33.157	-115.668	0.1
2010/08/21	11:07:32.641	33.157	-115.668	0.1
2010/08/21	11:08:13.641	33.157	-115.668	0.1
2010/08/21	22:45:37.641	33.177	-115.606	0.1
2010/08/21	22:46:46.641	33.177	-115.606	0.1
2010/08/21	22:49:07.641	33.181	-115.608	1.0
2010/08/21	22:52:58.641	33.188	-115.609	2.3
2010/08/22	04:37:45.641	33.196	-115.587	5.3
2010/08/22	05:30:36.641	33.181	-115.608	0.0
2010/08/22	06:42:14.641	33.140	-115.636	7.3
2010/08/22	06:47:32.641	33.177	-115.606	0.1
2010/08/22	19:06:53.641	33.196	-115.587	5.3
2010/08/22	19:07:36.641	33.196	-115.587	5.3
2010/08/22	19:07:50.641	33.176	-115.609	2.1
2010/08/22	19:13:54.641	33.176	-115.604	0.5
2010/08/22	19:32:22.641	33.196	-115.587	5.3
2010/08/23	04:23:15.641	33.185	-115.608	2.0
2010/08/24	17:14:53.641	33.178	-115.632	2.3
2010/08/24	23:29:00.641	33.108	-115.602	8.1
2010/08/25	05:47:33.641	33.208	-115.631	5.0
2010/08/25	06:17:01.641	33.118	-115.610	9.1
2010/08/25	06:30:45.641	33.140	-115.636	7.3
2010/08/25	08:28:44.641	33.118	-115.610	9.1
2010/08/25	09:23:45.641	33.118	-115.610	9.1
2010/08/26	06:06:44.641	33.181	-115.665	4.2
2010/08/26	20:22:11.641	33.176	-115.609	2.1
2010/08/26	20:26:35.641	33.149	-115.640	3.5
2010/08/26	20:28:11.641	33.176	-115.606	6.3
2010/08/26	20:34:53.641	33.181	-115.665	4.2
2010/08/26	20:40:20.641	33.181	-115.665	4.2
2010/08/26	20:40:32.641	33.181	-115.665	4.2
2010/08/26	20:43:23.641	33.181	-115.665	4.2
2010/08/27	04:49:19.641	33.175	-115.601	0.1
2010/08/27	10:01:01.641	33.199	-115.617	0.0
2010/08/27	10:15:04.641	33.218	-115.639	3.0
2010/08/27	10:21:14.641	33.218	-115.639	3.0
2010/08/27	10:47:34.641	33.218	-115.639	3.0
2010/08/27	10:48:53.641	33.218	-115.639	3.0
2010/08/27	11:00:24.641	33.218	-115.639	3.0

2010/08/27	12:08:06.641	33.218	-115.639	3.0
2010/08/27	12:29:07.641	33.218	-115.639	3.0
2010/08/27	12:36:31.641	33.218	-115.639	3.0
2010/08/27	13:10:22.641	33.218	-115.639	3.0
2010/08/27	14:28:18.641	33.218	-115.639	3.0
2010/08/27	14:55:33.641	33.201	-115.544	3.4
2010/08/27	15:58:36.641	33.229	-115.576	3.4
2010/08/27	16:26:21.641	33.218	-115.639	3.0
2010/08/27	16:51:08.641	33.231	-115.657	2.0
2010/08/27	16:52:18.641	33.218	-115.639	3.0
2010/08/27	17:32:47.641	33.174	-115.603	0.1
2010/08/27	17:34:01.641	33.218	-115.639	3.0
2010/08/27	17:34:27.641	33.199	-115.571	3.3
2010/08/27	17:34:42.641	33.218	-115.639	3.0
2010/08/27	17:36:20.641	33.208	-115.631	5.0
2010/08/27	17:37:02.641	33.218	-115.639	3.0
2010/08/27	17:37:24.641	33.218	-115.639	3.0
2010/08/27	17:38:33.641	33.218	-115.639	3.0
2010/08/27	17:39:09.641	33.208	-115.631	5.0
2010/08/27	17:40:03.641	33.208	-115.631	5.0
2010/08/27	17:42:05.641	33.218	-115.639	3.0
2010/08/27	17:50:55.641	33.202	-115.575	3.8
2010/08/27	17:53:25.641	33.176	-115.608	0.4
2010/08/27	17:58:55.641	33.203	-115.578	2.2
2010/08/27	18:20:38.641	33.231	-115.657	2.0
2010/08/27	19:00:48.641	33.208	-115.631	5.0
2010/08/27	19:18:30.641	33.241	-115.633	3.4
2010/08/27	19:28:33.641	33.231	-115.657	2.0
2010/08/27	20:16:13.641	33.218	-115.639	3.0
2010/08/27	22:22:06.641	33.186	-115.593	0.1
2010/08/27	23:11:58.641	33.231	-115.657	2.0
2010/08/27	23:48:31.641	33.218	-115.639	3.0
2010/08/28	02:19:46.641	33.183	-115.677	0.5
2010/08/28	03:36:58.641	33.231	-115.605	4.8
2010/08/28	07:58:24.641	33.218	-115.639	3.0
2010/08/28	09:49:17.641	33.231	-115.657	2.0
2010/08/28	14:03:32.641	33.218	-115.639	3.0
2010/08/28	14:11:39.641	33.201	-115.544	3.4
2010/08/28	14:13:27.641	33.231	-115.605	4.8
2010/08/28	14:14:41.641	33.199	-115.571	3.3
2010/08/28	14:16:35.641	33.231	-115.657	2.0
2010/08/28	14:17:48.641	33.188	-115.571	3.0
2010/08/28	14:19:54.641	33.208	-115.631	5.0
2010/08/28	14:22:47.641	33.218	-115.639	3.0
2010/08/28	15:10:07.641	33.218	-115.639	3.0
2010/08/28	18:32:46.641	33.183	-115.617	4.3

2010/08/28	19:49:54.641	33.212	-115.610	4.1
2010/08/28	23:20:21.641	33.156	-115.652	0.2
2010/08/29	02:52:20.641	33.231	-115.657	2.0
2010/08/29	03:01:44.641	33.231	-115.657	2.0
2010/08/29	03:02:39.641	33.218	-115.639	3.0
2010/08/29	08:30:43.641	33.231	-115.657	2.0
2010/08/29	10:21:30.641	33.183	-115.617	4.3
2010/08/29	10:51:01.641	33.231	-115.657	2.0
2010/08/29	11:19:10.641	33.196	-115.587	5.3
2010/08/29	20:13:40.641	33.218	-115.639	3.0
2010/08/30	07:48:01.641	33.186	-115.612	0.6
2010/08/30	10:06:24.641	33.199	-115.617	0.0
2010/08/30	11:17:06.641	33.213	-115.584	1.3
2010/08/30	16:42:55.641	33.201	-115.544	3.4
2010/08/30	16:50:59.641	33.175	-115.601	0.1
2010/08/30	21:51:13.641	33.193	-115.583	5.9
2010/08/30	22:49:22.641	33.175	-115.601	0.1
2010/08/31	09:03:07.641	33.117	-115.613	7.9
2010/08/31	11:44:05.641	33.184	-115.604	0.1
2010/08/31	12:11:14.641	33.228	-115.626	3.7
2010/08/31	12:12:17.641	33.228	-115.626	3.7
2010/08/31	12:26:30.641	33.228	-115.626	3.7
2010/08/31	12:27:20.641	33.228	-115.626	3.7
2010/08/31	12:32:36.641	33.228	-115.626	3.7
2010/08/31	12:33:11.641	33.228	-115.626	3.7
2010/08/31	12:41:17.641	33.228	-115.626	3.7
2010/08/31	15:49:10.641	33.161	-115.651	0.7
2010/08/31	17:37:05.641	33.117	-115.613	7.9
2010/09/01	00:37:45.641	33.117	-115.613	7.9
2010/09/01	05:38:29.641	33.180	-115.600	0.1
2010/09/01	12:48:26.641	33.185	-115.569	3.7
2010/09/01	12:55:41.641	33.158	-115.638	0.4
2010/09/01	13:05:18.641	33.231	-115.655	4.8
2010/09/01	13:06:43.641	33.139	-115.602	7.0
2010/09/01	13:39:48.641	33.181	-115.665	4.2
2010/09/01	13:46:46.641	33.228	-115.626	3.7
2010/09/01	14:54:24.641	33.181	-115.665	4.2
2010/09/01	20:15:06.641	33.193	-115.632	3.5
2010/09/02	04:03:51.641	33.108	-115.602	8.1
2010/09/02	04:49:45.641	33.181	-115.608	1.0
2010/09/02	10:01:33.641	33.140	-115.636	7.3
2010/09/02	16:44:49.641	33.208	-115.582	2.5
2010/09/02	20:09:25.641	33.178	-115.632	2.3
2010/09/03	16:27:18.641	33.157	-115.648	0.1
2010/09/03	19:48:13.641	33.157	-115.656	2.4
2010/09/03	22:49:23.641	33.193	-115.602	0.0

2010/09/03	23:27:31.641	33.108	-115.602	8.1
2010/09/04	08:26:30.641	33.115	-115.585	6.5
2010/09/04	08:30:48.641	33.178	-115.632	2.3
2010/09/05	05:17:49.641	33.117	-115.613	7.9
2010/09/05	11:38:06.641	33.160	-115.633	4.6
2010/09/05	11:48:53.641	33.160	-115.633	4.6
2010/09/05	12:54:09.641	33.158	-115.638	0.4
2010/09/06	02:51:44.641	33.203	-115.578	2.2
2010/09/06	04:30:35.641	33.186	-115.593	0.1
2010/09/06	05:19:00.641	33.228	-115.626	3.7
2010/09/06	11:10:31.641	33.154	-115.672	0.3
2010/09/06	11:29:50.641	33.164	-115.668	0.0
2010/09/06	11:32:36.641	33.149	-115.640	3.5
2010/09/06	11:40:34.641	33.157	-115.680	0.2
2010/09/06	11:41:48.641	33.158	-115.629	6.0
2010/09/06	12:12:50.641	33.108	-115.602	8.1
2010/09/07	03:09:55.641	33.198	-115.571	0.2
2010/09/08	08:15:59.641	33.201	-115.544	3.4
2010/09/09	02:36:54.641	33.130	-115.634	0.0
2010/09/09	02:37:50.641	33.208	-115.631	5.0
2010/09/09	03:50:13.641	33.190	-115.608	2.2
2010/09/09	12:25:43.641	33.179	-115.594	1.5
2010/09/09	12:27:34.641	33.179	-115.614	1.8
2010/09/09	12:28:52.641	33.229	-115.576	3.4
2010/09/09	12:34:10.641	33.192	-115.626	7.7
2010/09/09	12:39:15.641	33.179	-115.594	1.5
2010/09/09	12:39:50.641	33.212	-115.590	7.2
2010/09/09	12:40:34.641	33.179	-115.594	1.5
2010/09/09	12:42:20.641	33.184	-115.608	0.3
2010/09/09	12:52:07.641	33.208	-115.582	2.5
2010/09/09	13:11:08.641	33.184	-115.601	3.5
2010/09/09	15:17:50.641	33.208	-115.582	2.5
2010/09/09	15:20:35.641	33.197	-115.577	0.1
2010/09/09	15:52:09.641	33.177	-115.607	4.2
2010/09/10	01:24:05.641	33.157	-115.668	0.1
2010/09/10	01:30:25.641	33.161	-115.651	0.7
2010/09/10	01:31:33.641	33.161	-115.651	0.7
2010/09/10	01:34:21.641	33.176	-115.609	2.1
2010/09/10	01:34:49.641	33.181	-115.608	1.0
2010/09/10	14:35:38.641	33.184	-115.597	0.1
2010/09/10	15:05:53.641	33.181	-115.665	4.2
2010/09/10	19:03:22.641	33.214	-115.620	5.3
2010/09/10	19:22:10.641	33.183	-115.606	0.1
2010/09/10	21:53:51.641	33.194	-115.583	3.0
2010/09/11	09:39:57.641	33.100	-115.590	14.6
2010/09/11	16:56:35.641	33.182	-115.603	0.1

2010/09/11	20:22:44.641	33.231	-115.605	4.8
2010/09/11	20:37:56.641	33.142	-115.628	10.3
2010/09/11	20:38:23.641	33.108	-115.602	8.1
2010/09/12	00:15:29.641	33.159	-115.640	1.5
2010/09/12	00:32:32.641	33.159	-115.640	1.5
2010/09/12	00:35:52.641	33.159	-115.640	1.5
2010/09/12	00:36:09.641	33.159	-115.640	1.5
2010/09/12	00:38:05.641	33.159	-115.640	1.5
2010/09/12	00:42:39.641	33.159	-115.640	1.5
2010/09/12	00:58:22.641	33.159	-115.640	1.5
2010/09/12	08:28:16.641	33.190	-115.612	1.0
2010/09/13	05:17:05.641	33.158	-115.642	0.1
2010/09/13	05:28:04.641	33.170	-115.654	0.0
2010/09/13	08:53:20.641	33.176	-115.608	0.4
2010/09/13	08:58:58.641	33.179	-115.594	1.5
2010/09/13	10:38:20.641	33.176	-115.608	0.4
2010/09/13	13:21:09.641	33.231	-115.657	2.0
2010/09/13	14:40:16.641	33.202	-115.575	3.8
2010/09/13	15:07:23.641	33.108	-115.602	8.1
2010/09/14	18:04:04.641	33.148	-115.633	4.3
2010/09/14	18:04:34.641	33.194	-115.583	3.0
2010/09/15	00:23:36.641	33.158	-115.642	0.1
2010/09/15	00:26:46.641	33.158	-115.642	0.1
2010/09/15	01:08:52.641	33.108	-115.602	8.1
2010/09/15	06:11:17.641	33.117	-115.613	7.9
2010/09/15	11:48:54.641	33.188	-115.599	0.8
2010/09/16	12:07:21.641	33.190	-115.608	2.2
2010/09/17	04:10:17.641	33.208	-115.582	2.5
2010/09/17	04:22:36.641	33.197	-115.577	0.1
2010/09/17	08:55:35.641	33.181	-115.608	1.0
2010/09/17	08:56:19.641	33.181	-115.608	1.0
2010/09/17	09:43:32.641	33.176	-115.609	2.1
2010/09/17	15:04:53.641	33.161	-115.651	0.7
2010/09/17	16:56:36.641	33.220	-115.571	5.3
2010/09/17	16:57:52.641	33.220	-115.571	5.3
2010/09/17	17:21:17.641	33.251	-115.564	0.1
2010/09/17	21:07:16.641	33.174	-115.604	0.1
2010/09/17	21:16:14.641	33.174	-115.604	0.1
2010/09/17	21:44:16.641	33.174	-115.604	0.1
2010/09/17	21:51:50.641	33.177	-115.614	1.2
2010/09/17	22:13:09.641	33.201	-115.544	3.4
2010/09/18	10:39:52.639	33.159	-115.640	1.5
2010/09/18	13:43:18.639	33.108	-115.602	8.1
2010/09/19	00:27:12.639	33.197	-115.659	6.4
2010/09/19	02:23:19.639	33.108	-115.602	8.1
2010/09/19	16:26:39.639	33.183	-115.599	0.1

2010/09/19	16:27:48.639	33.183	-115.599	0.1
2010/09/19	20:16:38.639	33.177	-115.606	0.1
2010/09/19	20:24:21.639	33.177	-115.606	0.1
2010/09/20	02:48:22.639	33.202	-115.671	6.3
2010/09/20	17:09:35.639	33.176	-115.609	2.1
2010/09/20	21:14:14.639	33.185	-115.569	3.7
2010/09/20	21:15:37.639	33.185	-115.569	3.7
2010/09/20	23:52:02.639	33.117	-115.613	7.9
2010/09/23	00:16:45.639	33.181	-115.629	4.0
2010/09/23	01:22:56.639	33.157	-115.680	0.2
2010/09/23	01:24:11.639	33.181	-115.612	1.1
2010/09/23	01:45:59.639	33.158	-115.638	0.4
2010/09/23	14:04:15.639	33.181	-115.639	3.7
2010/09/23	14:06:00.639	33.181	-115.665	4.2
2010/09/23	21:35:22.639	33.180	-115.600	0.1
2010/09/23	21:37:21.639	33.183	-115.599	0.1
2010/09/23	21:44:49.639	33.173	-115.609	0.1
2010/09/23	21:45:49.639	33.197	-115.614	5.3
2010/09/23	21:54:05.639	33.173	-115.609	0.1
2010/09/24	05:57:44.639	33.108	-115.602	8.1
2010/09/24	09:21:46.639	33.176	-115.609	2.1
2010/09/24	14:25:34.639	33.155	-115.663	2.3
2010/09/24	20:31:37.639	33.118	-115.610	9.1
2010/09/24	21:49:40.639	33.176	-115.604	0.5
2010/09/25	09:16:30.639	33.185	-115.569	3.7
2010/09/25	09:24:44.639	33.187	-115.601	1.7
2010/09/25	11:08:15.639	33.248	-115.633	2.9
2010/09/25	11:42:31.639	33.183	-115.607	0.0
2010/09/26	03:12:51.639	33.100	-115.590	14.6
2010/09/26	21:44:14.639	33.201	-115.544	3.4
2010/09/27	02:03:33.639	33.135	-115.644	6.9
2010/09/27	07:44:13.639	33.176	-115.604	0.5
2010/09/27	13:53:08.639	33.181	-115.665	4.2
2010/09/29	00:42:51.781	33.241	-115.633	3.4
2010/09/29	02:09:41.781	33.228	-115.626	3.7
2010/09/29	02:12:27.781	33.228	-115.626	3.7
2010/09/29	02:13:12.781	33.228	-115.626	3.7
2010/09/29	06:54:50.781	33.182	-115.602	2.5
2010/09/29	06:56:07.781	33.182	-115.602	2.5
2010/09/29	07:00:06.781	33.182	-115.602	2.5
2010/09/29	07:30:31.781	33.179	-115.621	4.8
2010/09/29	17:34:48.781	33.135	-115.644	6.9
2010/09/30	03:07:08.781	33.140	-115.636	7.3
2010/09/30	03:35:47.781	33.140	-115.636	7.3
2010/09/30	03:37:08.781	33.108	-115.602	8.1
2010/09/30	03:37:28.781	33.140	-115.636	7.3

2010/09/30	03:41:43.781	33.140	-115.636	7.3
2010/09/30	08:18:06.781	33.184	-115.608	0.3
2010/10/01	14:58:34.781	33.108	-115.602	8.1
2010/10/02	06:55:25.781	33.118	-115.590	13.8
2010/10/02	11:45:24.781	33.186	-115.612	0.6
2010/10/02	13:05:27.781	33.203	-115.578	2.2
2010/10/03	01:28:14.781	33.172	-115.610	2.2
2010/10/03	01:29:40.781	33.176	-115.604	0.5
2010/10/03	01:30:50.781	33.186	-115.612	0.6
2010/10/03	01:42:52.781	33.160	-115.633	4.6
2010/10/03	08:39:18.781	33.108	-115.602	8.1
2010/10/03	12:25:15.781	33.117	-115.613	7.9
2010/10/03	15:21:17.781	33.184	-115.611	2.7
2010/10/04	01:05:02.781	33.158	-115.638	0.4
2010/10/04	01:06:22.781	33.139	-115.602	7.0
2010/10/04	02:52:28.781	33.176	-115.618	3.7
2010/10/04	03:29:18.781	33.186	-115.593	0.1
2010/10/04	04:58:18.781	33.161	-115.651	0.7
2010/10/04	05:48:35.781	33.231	-115.655	4.8
2010/10/04	06:41:20.781	33.182	-115.602	2.5
2010/10/04	15:07:22.781	33.209	-115.590	3.1
2010/10/04	15:44:00.781	33.213	-115.584	1.3
2010/10/04	19:00:40.781	33.202	-115.575	3.8
2010/10/04	19:03:27.781	33.108	-115.602	8.1
2010/10/04	19:41:27.781	33.108	-115.602	8.1
2010/10/04	20:07:17.781	33.231	-115.655	4.8
2010/10/04	22:45:04.781	33.157	-115.668	0.1
2010/10/05	05:04:05.781	33.184	-115.611	2.7
2010/10/05	05:09:38.781	33.184	-115.601	3.5
2010/10/05	05:41:06.781	33.208	-115.582	2.5
2010/10/05	05:41:49.781	33.208	-115.582	2.5
2010/10/05	05:43:08.781	33.192	-115.626	7.7
2010/10/05	05:44:09.781	33.190	-115.604	1.2
2010/10/05	05:44:57.781	33.184	-115.611	2.7
2010/10/05	05:46:13.781	33.178	-115.611	1.6
2010/10/05	05:46:38.781	33.208	-115.582	2.5
2010/10/05	05:47:27.781	33.202	-115.575	3.8
2010/10/05	05:47:42.781	33.202	-115.575	3.8
2010/10/05	05:48:27.781	33.202	-115.575	3.8
2010/10/05	05:48:39.781	33.185	-115.569	3.7
2010/10/05	05:49:11.781	33.190	-115.604	1.2
2010/10/05	05:49:43.781	33.208	-115.582	2.5
2010/10/05	05:50:00.781	33.202	-115.575	3.8
2010/10/05	05:50:35.781	33.181	-115.614	3.1
2010/10/05	05:51:12.781	33.208	-115.582	2.5
2010/10/05	05:51:28.781	33.208	-115.582	2.5

2010/10/05	05:52:14.781	33.190	-115.604	1.2
2010/10/05	05:52:57.781	33.176	-115.608	0.4
2010/10/05	05:53:53.781	33.179	-115.594	1.5
2010/10/05	05:54:30.781	33.202	-115.575	3.8
2010/10/05	05:55:13.781	33.192	-115.626	7.7
2010/10/05	05:56:33.781	33.190	-115.608	2.2
2010/10/05	06:00:45.781	33.182	-115.602	2.5
2010/10/05	06:01:12.781	33.208	-115.582	2.5
2010/10/05	06:02:52.781	33.193	-115.583	5.9
2010/10/05	06:03:56.781	33.179	-115.614	1.8
2010/10/05	06:04:25.781	33.208	-115.582	2.5
2010/10/05	06:05:28.781	33.193	-115.583	5.9
2010/10/05	06:07:29.781	33.183	-115.599	0.1
2010/10/05	06:11:39.781	33.208	-115.582	2.5
2010/10/05	06:13:47.781	33.176	-115.608	0.4
2010/10/05	06:14:53.781	33.182	-115.603	0.1
2010/10/05	06:15:59.781	33.179	-115.594	1.5
2010/10/05	06:17:20.781	33.202	-115.575	3.8
2010/10/05	06:19:44.781	33.208	-115.582	2.5
2010/10/05	06:21:46.781	33.187	-115.622	4.0
2010/10/05	06:23:23.781	33.179	-115.594	1.5
2010/10/05	06:24:47.781	33.183	-115.599	0.1
2010/10/05	06:32:48.781	33.182	-115.603	0.1
2010/10/05	06:33:07.781	33.231	-115.655	4.8
2010/10/05	06:39:23.781	33.179	-115.594	1.5
2010/10/05	06:44:10.781	33.179	-115.614	1.8
2010/10/05	06:59:05.781	33.174	-115.603	0.1
2010/10/05	06:59:17.781	33.179	-115.614	1.8
2010/10/05	07:00:56.781	33.186	-115.612	0.6
2010/10/05	07:02:12.781	33.208	-115.582	2.5
2010/10/05	07:02:45.781	33.208	-115.582	2.5
2010/10/05	07:43:33.781	33.202	-115.575	3.8
2010/10/05	07:43:51.781	33.202	-115.575	3.8
2010/10/05	07:47:17.781	33.202	-115.575	3.8
2010/10/05	08:55:13.781	33.182	-115.603	0.1
2010/10/05	09:01:03.781	33.182	-115.603	0.1
2010/10/05	09:03:25.781	33.190	-115.608	2.2
2010/10/05	09:31:08.781	33.170	-115.600	1.1
2010/10/05	09:45:01.781	33.190	-115.604	1.2
2010/10/05	09:55:49.781	33.179	-115.594	1.5
2010/10/05	09:56:03.781	33.176	-115.604	0.5
2010/10/05	10:00:53.781	33.183	-115.599	0.1
2010/10/05	10:03:34.781	33.179	-115.594	1.5
2010/10/05	10:09:18.781	33.183	-115.599	0.1
2010/10/05	10:20:38.781	33.185	-115.569	3.7
2010/10/05	10:26:48.781	33.183	-115.599	0.1

2010/10/05	10:28:41.781	33.190	-115.604	1.2
2010/10/05	11:13:01.781	33.214	-115.620	5.3
2010/10/05	14:51:48.781	33.181	-115.665	4.2
2010/10/05	14:52:49.781	33.176	-115.609	2.1
2010/10/05	14:55:27.781	33.181	-115.665	4.2
2010/10/05	15:03:06.781	33.179	-115.594	1.5
2010/10/05	15:29:57.781	33.183	-115.599	0.1
2010/10/05	15:44:17.781	33.188	-115.599	0.8
2010/10/05	19:21:09.781	33.179	-115.594	1.5
2010/10/06	01:47:23.781	33.181	-115.665	4.2
2010/10/06	04:49:14.781	33.177	-115.606	0.1
2010/10/06	04:51:23.781	33.181	-115.659	6.0
2010/10/06	04:52:19.781	33.176	-115.609	2.1
2010/10/06	05:12:17.781	33.181	-115.612	1.1
2010/10/06	05:23:28.781	33.177	-115.606	0.1
2010/10/06	05:30:32.781	33.181	-115.612	1.1
2010/10/06	05:33:44.781	33.181	-115.612	1.1
2010/10/06	05:43:21.781	33.181	-115.608	0.0
2010/10/06	05:43:38.781	33.181	-115.608	1.0
2010/10/06	05:43:53.781	33.183	-115.599	0.1
2010/10/06	05:45:14.781	33.183	-115.599	0.1
2010/10/06	05:45:48.781	33.183	-115.599	0.1
2010/10/06	06:24:22.781	33.176	-115.618	3.7
2010/10/06	11:37:38.781	33.115	-115.585	6.5
2010/10/06	18:38:04.781	33.184	-115.611	2.7
2010/10/06	22:28:03.781	33.202	-115.575	3.8
2010/10/07	07:30:47.781	33.198	-115.593	2.3
2010/10/07	08:34:46.781	33.192	-115.626	7.7
2010/10/08	04:55:06.781	33.173	-115.650	1.8
2010/10/08	13:08:33.781	33.161	-115.644	1.0
2010/10/08	13:53:46.781	33.157	-115.680	0.2
2010/10/08	18:32:36.781	33.161	-115.644	1.0
2010/10/09	09:21:35.781	33.182	-115.606	1.7
2010/10/09	09:26:44.781	33.179	-115.594	1.5
2010/10/09	13:17:44.781	33.190	-115.574	3.1
2010/10/09	13:21:36.781	33.194	-115.583	3.0
2010/10/09	14:53:40.781	33.117	-115.613	7.9
2010/10/09	18:59:57.781	33.190	-115.604	1.2
2010/10/09	19:01:07.781	33.176	-115.608	0.4
2010/10/10	03:36:58.781	33.165	-115.643	1.7
2010/10/10	13:38:09.781	33.108	-115.602	8.1
2010/10/11	07:24:40.781	33.182	-115.602	2.5
2010/10/11	08:47:20.781	33.176	-115.608	0.4
2010/10/12	06:18:24.781	33.179	-115.614	1.8
2010/10/12	06:32:59.781	33.188	-115.599	0.8
2010/10/12	09:50:29.781	33.183	-115.607	0.0

2010/10/12	14:38:09.781	33.182	-115.602	2.5
2010/10/12	15:06:08.781	33.181	-115.665	4.2
2010/10/12	18:56:20.781	33.186	-115.612	0.6
2010/10/12	18:56:41.781	33.176	-115.609	2.1
2010/10/13	00:55:56.781	33.176	-115.606	6.3
2010/10/13	00:55:57.781	33.194	-115.583	3.0
2010/10/13	01:31:03.781	33.181	-115.608	0.0
2010/10/13	05:51:22.781	33.147	-115.623	7.9
2010/10/13	06:04:36.781	33.221	-115.605	5.1
2010/10/13	09:56:07.781	33.231	-115.655	4.8
2010/10/13	11:08:38.781	33.164	-115.632	2.6
2010/10/15	14:47:20.781	33.117	-115.613	7.9
2010/10/15	17:30:11.781	33.140	-115.636	7.3
2010/10/15	17:32:03.781	33.164	-115.668	0.0
2010/10/15	17:54:28.781	33.184	-115.597	0.1
2010/10/15	18:13:22.781	33.165	-115.623	7.0
2010/10/16	11:47:15.781	33.147	-115.623	7.9
2010/10/16	13:41:16.781	33.194	-115.583	3.0
2010/10/16	16:40:41.781	33.100	-115.590	14.6
2010/10/16	19:05:07.781	33.181	-115.665	4.2
2010/10/17	03:07:17.781	33.200	-115.590	3.5
2010/10/17	03:50:44.781	33.201	-115.584	3.7
2010/10/17	05:44:01.781	33.177	-115.606	0.1
2010/10/17	09:46:06.781	33.188	-115.599	0.8
2010/10/17	12:08:08.781	33.170	-115.600	1.1
2010/10/17	13:45:41.781	33.176	-115.608	0.4
2010/10/17	14:10:15.781	33.186	-115.612	0.6
2010/10/17	18:36:48.781	33.176	-115.608	0.4
2010/10/17	20:38:15.781	33.193	-115.583	5.9
2010/10/18	01:11:35.781	33.185	-115.569	3.7
2010/10/18	20:04:14.781	33.164	-115.640	3.4
2010/10/18	20:05:40.781	33.205	-115.577	0.0
2010/10/18	20:33:43.781	33.197	-115.596	3.0
2010/10/18	22:34:27.781	33.165	-115.623	7.0
2010/10/18	22:41:19.781	33.165	-115.623	7.0
2010/10/19	00:02:23.781	33.176	-115.604	0.5
2010/10/19	00:03:59.781	33.182	-115.602	2.5
2010/10/19	00:10:25.781	33.176	-115.609	2.1
2010/10/19	00:10:49.781	33.179	-115.594	1.5
2010/10/19	00:15:24.781	33.176	-115.608	0.4
2010/10/19	00:18:11.781	33.182	-115.602	2.5
2010/10/19	00:18:48.781	33.214	-115.620	5.3
2010/10/19	00:20:50.781	33.176	-115.608	0.4
2010/10/19	00:26:03.781	33.179	-115.594	1.5
2010/10/19	00:28:26.781	33.176	-115.609	2.1
2010/10/19	00:30:52.781	33.182	-115.606	1.7

2010/10/19	00:31:24.781	33.130	-115.634	0.0
2010/10/19	03:12:21.781	33.157	-115.668	0.1
2010/10/19	03:13:05.781	33.157	-115.668	0.1
2010/10/19	03:26:58.781	33.157	-115.668	0.1
2010/10/19	03:27:46.781	33.157	-115.668	0.1
2010/10/19	03:31:18.781	33.157	-115.668	0.1
2010/10/19	03:36:34.781	33.157	-115.668	0.1
2010/10/19	03:37:04.781	33.157	-115.668	0.1
2010/10/19	05:02:16.781	33.177	-115.614	1.2
2010/10/20	01:17:00.781	33.158	-115.644	0.1
2010/10/20	01:31:30.781	33.158	-115.644	0.1
2010/10/20	01:43:26.781	33.181	-115.629	4.0
2010/10/20	02:26:10.781	33.190	-115.574	3.1
2010/10/20	03:58:25.781	33.108	-115.602	8.1
2010/10/20	04:11:51.781	33.182	-115.602	2.5
2010/10/20	05:33:55.781	33.179	-115.594	1.5
2010/10/20	17:38:58.781	33.118	-115.610	9.1
2010/10/20	18:04:56.781	33.229	-115.645	5.7
2010/10/20	18:07:22.781	33.209	-115.590	3.1
2010/10/20	18:07:36.781	33.213	-115.584	1.3
2010/10/20	18:09:36.781	33.176	-115.606	6.3
2010/10/20	18:11:49.781	33.192	-115.572	1.6
2010/10/20	19:02:42.781	33.196	-115.618	7.3
2010/10/20	20:50:00.781	33.192	-115.572	1.6
2010/10/22	04:03:22.781	33.176	-115.618	3.7
2010/10/22	05:44:39.781	33.183	-115.617	4.3
2010/10/22	11:49:08.781	33.172	-115.611	3.7
2010/10/22	14:38:30.781	33.157	-115.680	0.2
2010/10/23	09:21:51.781	33.157	-115.656	2.4
2010/10/23	09:36:04.781	33.157	-115.656	2.4
2010/10/24	02:22:53.781	33.187	-115.622	4.0
2010/10/24	04:34:54.781	33.174	-115.604	0.1
2010/10/24	10:24:42.781	33.108	-115.602	8.1
2010/10/24	13:46:15.781	33.140	-115.636	7.3
2010/10/24	15:12:52.781	33.108	-115.602	8.1
2010/10/24	15:14:03.781	33.108	-115.602	8.1
2010/10/24	22:24:19.781	33.173	-115.650	1.8
2010/10/24	22:34:44.781	33.163	-115.637	0.1
2010/10/25	04:17:50.781	33.190	-115.608	2.2
2010/10/25	10:03:35.781	33.193	-115.583	5.9
2010/10/25	16:45:58.781	33.199	-115.571	3.3
2010/10/26	03:44:09.781	33.218	-115.639	3.0
2010/10/26	07:38:38.781	33.170	-115.626	0.6
2010/10/26	07:43:18.781	33.108	-115.602	8.1
2010/10/26	08:22:24.781	33.176	-115.608	0.4
2010/10/26	08:26:47.781	33.188	-115.573	0.2

2010/10/26	08:39:33.781	33.197	-115.659	6.4
2010/10/26	08:44:48.781	33.197	-115.659	6.4
2010/10/26	20:42:02.781	33.157	-115.680	0.2
2010/10/26	21:15:09.781	33.157	-115.680	0.2
2010/10/27	07:05:14.781	33.170	-115.654	0.0
2010/10/27	07:34:35.781	33.170	-115.654	0.0
2010/10/27	07:56:54.781	33.170	-115.654	0.0
2010/10/27	14:28:33.781	33.199	-115.570	0.2
2010/10/27	19:03:28.781	33.202	-115.575	3.8
2010/10/27	19:04:33.781	33.159	-115.641	0.9
2010/10/27	19:37:09.781	33.108	-115.602	8.1
2010/10/28	06:12:34.641	33.177	-115.606	0.1
2010/10/28	06:27:07.641	33.180	-115.609	0.0
2010/10/28	06:28:38.641	33.177	-115.606	0.1
2010/10/28	06:29:56.641	33.177	-115.606	0.1
2010/10/28	06:32:13.641	33.177	-115.606	0.1
2010/10/28	06:35:18.641	33.181	-115.608	0.0
2010/10/28	08:12:30.641	33.108	-115.602	8.1
2010/10/28	08:15:41.641	33.135	-115.644	6.9
2010/10/28	08:16:59.641	33.161	-115.644	1.0
2010/10/28	09:38:46.641	33.178	-115.632	2.3
2010/10/28	12:02:38.641	33.176	-115.609	2.1
2010/10/28	18:36:27.641	33.188	-115.573	0.2
2010/10/28	18:37:59.641	33.187	-115.604	3.2
2010/10/28	21:26:38.641	33.176	-115.608	0.4
2010/10/28	22:35:00.641	33.176	-115.604	0.5
2010/10/29	00:30:11.641	33.176	-115.608	0.4
2010/10/29	09:57:51.641	33.187	-115.622	4.0
2010/10/29	09:59:31.641	33.188	-115.609	2.3
2010/10/29	10:09:00.641	33.187	-115.622	4.0
2010/10/29	10:13:23.641	33.188	-115.599	0.8
2010/10/29	10:36:04.641	33.190	-115.608	2.2
2010/10/29	13:13:06.641	33.178	-115.611	1.6
2010/10/29	18:31:09.641	33.140	-115.636	7.3
2010/10/29	20:00:06.641	33.108	-115.602	8.1
2010/10/29	20:41:25.641	33.175	-115.601	0.1
2010/10/29	20:47:55.641	33.189	-115.576	0.1
2010/10/29	20:49:29.641	33.178	-115.611	1.6
2010/10/29	21:45:45.641	33.176	-115.609	2.1
2010/10/29	23:39:59.641	33.108	-115.602	8.1
2010/10/30	10:09:48.641	33.139	-115.602	7.0
2010/10/30	10:20:29.641	33.179	-115.614	1.8
2010/10/30	17:07:48.641	33.175	-115.601	0.1
2010/10/30	18:09:51.641	33.175	-115.601	0.1
2010/10/30	18:10:40.641	33.175	-115.601	0.1
2010/10/30	18:11:02.641	33.208	-115.582	2.5

2010/10/30	22:13:16.641	33.117	-115.613	7.9
2010/10/31	00:39:05.641	33.183	-115.607	0.0
2010/10/31	00:46:32.641	33.177	-115.606	0.1
2010/10/31	07:02:36.641	33.181	-115.665	4.2
2010/10/31	19:13:01.641	33.192	-115.572	1.6
2010/11/01	00:24:26.641	33.226	-115.588	4.6
2010/11/01	11:56:45.641	33.159	-115.635	7.3
2010/11/01	20:02:18.641	33.117	-115.613	7.9
2010/11/02	04:35:17.641	33.185	-115.608	2.0
2010/11/02	04:38:48.641	33.193	-115.583	5.9
2010/11/02	04:39:54.641	33.187	-115.604	3.2
2010/11/02	05:57:51.641	33.184	-115.604	0.1
2010/11/02	15:15:23.641	33.181	-115.665	4.2
2010/11/03	03:57:52.641	33.208	-115.582	2.5
2010/11/03	11:40:43.641	33.177	-115.606	0.1
2010/11/03	13:49:41.641	33.117	-115.613	7.9
2010/11/04	01:03:27.641	33.205	-115.577	0.0
2010/11/04	06:41:06.641	33.143	-115.638	4.8
2010/11/04	12:12:14.641	33.174	-115.604	0.1
2010/11/04	12:12:57.641	33.135	-115.644	6.9
2010/11/04	17:57:26.641	33.203	-115.578	2.2
2010/11/04	19:01:56.641	33.118	-115.590	13.8
2010/11/04	19:02:53.641	33.160	-115.633	4.6
2010/11/04	19:09:19.641	33.100	-115.590	14.6
2010/11/05	03:44:17.641	33.186	-115.614	2.4
2010/11/05	04:52:55.641	33.231	-115.605	4.8
2010/11/05	04:55:45.641	33.157	-115.668	0.1
2010/11/05	09:44:19.641	33.190	-115.604	1.2
2010/11/05	09:51:18.641	33.179	-115.594	1.5
2010/11/05	11:38:26.641	33.176	-115.604	0.0
2010/11/06	00:38:02.641	33.193	-115.615	3.9
2010/11/06	02:21:00.641	33.188	-115.609	2.3
2010/11/06	05:53:03.641	33.179	-115.614	1.8
2010/11/06	05:54:24.641	33.179	-115.614	1.8
2010/11/06	05:56:38.641	33.179	-115.614	1.8
2010/11/06	05:57:13.641	33.179	-115.614	1.8
2010/11/06	05:59:12.641	33.202	-115.575	3.8
2010/11/06	05:59:32.641	33.208	-115.582	2.5
2010/11/06	06:00:14.641	33.208	-115.582	2.5
2010/11/06	06:01:02.641	33.179	-115.614	1.8
2010/11/06	07:05:00.641	33.179	-115.614	1.8
2010/11/06	20:07:34.641	33.174	-115.604	0.1
2010/11/07	01:11:56.641	33.196	-115.587	5.3
2010/11/07	01:16:31.641	33.196	-115.587	5.3
2010/11/07	02:33:15.641	33.196	-115.587	5.3
2010/11/08	03:52:14.641	33.181	-115.665	4.2

2010/11/08	04:11:31.641	33.181	-115.665	4.2
2010/11/08	09:49:05.641	33.184	-115.611	2.7
2010/11/08	09:49:56.641	33.184	-115.611	2.7
2010/11/08	13:22:58.641	33.158	-115.638	0.4
2010/11/08	13:23:50.641	33.158	-115.638	0.4
2010/11/08	13:24:48.641	33.158	-115.638	0.4
2010/11/08	13:25:08.641	33.159	-115.640	1.5
2010/11/08	18:45:20.641	33.177	-115.606	0.1
2010/11/10	01:16:52.641	33.198	-115.571	0.2
2010/11/10	05:59:50.641	33.192	-115.572	1.6
2010/11/10	07:02:09.641	33.190	-115.612	1.0
2010/11/10	07:02:35.641	33.190	-115.612	1.0
2010/11/10	07:08:19.641	33.174	-115.604	0.1
2010/11/10	07:23:29.641	33.229	-115.645	5.7
2010/11/10	09:40:30.641	33.231	-115.655	4.8
2010/11/10	10:09:13.641	33.175	-115.601	0.1
2010/11/10	14:26:30.641	33.140	-115.636	7.3
2010/11/10	15:10:38.641	33.199	-115.617	0.0
2010/11/10	20:02:18.641	33.135	-115.644	6.9
2010/11/11	01:51:07.641	33.199	-115.617	0.0
2010/11/11	05:55:04.641	33.173	-115.610	1.3
2010/11/11	19:32:16.641	33.180	-115.609	0.0
2010/11/11	19:53:44.641	33.180	-115.609	0.0
2010/11/12	05:13:10.641	33.108	-115.602	8.1
2010/11/12	11:16:35.641	33.183	-115.617	4.3
2010/11/12	11:17:37.641	33.177	-115.622	4.2
2010/11/12	11:18:56.641	33.177	-115.622	4.2
2010/11/12	11:22:40.641	33.177	-115.622	4.2
2010/11/12	11:23:53.641	33.177	-115.622	4.2
2010/11/12	11:24:17.641	33.177	-115.622	4.2
2010/11/12	11:25:02.641	33.177	-115.622	4.2
2010/11/12	11:25:57.641	33.177	-115.622	4.2
2010/11/12	11:26:54.641	33.177	-115.622	4.2
2010/11/12	11:27:11.641	33.177	-115.622	4.2
2010/11/12	11:27:58.641	33.177	-115.622	4.2
2010/11/12	11:28:23.641	33.161	-115.640	0.1
2010/11/12	11:28:44.641	33.177	-115.622	4.2
2010/11/12	11:28:55.641	33.177	-115.622	4.2
2010/11/12	11:29:30.641	33.161	-115.640	0.1
2010/11/12	11:30:19.641	33.161	-115.640	0.1
2010/11/12	11:30:52.641	33.177	-115.622	4.2
2010/11/12	11:31:19.641	33.161	-115.640	0.1
2010/11/12	11:32:23.641	33.177	-115.622	4.2
2010/11/12	11:33:06.641	33.190	-115.612	1.0
2010/11/12	11:34:06.641	33.160	-115.633	4.6
2010/11/12	11:34:45.641	33.160	-115.633	4.6

2010/11/12	11:35:19.641	33.160	-115.633	4.6
2010/11/12	11:36:06.641	33.160	-115.633	4.6
2010/11/12	11:36:42.641	33.160	-115.633	4.6
2010/11/12	11:37:08.641	33.160	-115.633	4.6
2010/11/12	11:37:48.641	33.164	-115.632	2.6
2010/11/12	11:38:22.641	33.160	-115.633	4.6
2010/11/12	11:38:44.641	33.161	-115.640	0.1
2010/11/12	11:39:40.641	33.177	-115.622	4.2
2010/11/12	11:40:36.641	33.186	-115.612	0.6
2010/11/12	11:42:38.641	33.160	-115.633	4.6
2010/11/12	11:43:50.641	33.160	-115.633	4.6
2010/11/12	11:49:41.641	33.160	-115.633	4.6
2010/11/12	11:50:25.641	33.160	-115.633	4.6
2010/11/12	11:51:31.641	33.177	-115.622	4.2
2010/11/12	11:52:20.641	33.193	-115.615	3.9
2010/11/12	11:52:33.641	33.177	-115.622	4.2
2010/11/12	11:54:30.641	33.100	-115.590	14.6
2010/11/12	11:57:22.641	33.165	-115.623	7.0
2010/11/12	12:13:18.641	33.190	-115.612	1.0
2010/11/12	12:19:45.641	33.160	-115.633	4.6
2010/11/12	12:54:32.641	33.176	-115.604	0.5
2010/11/12	12:55:27.641	33.164	-115.632	2.6
2010/11/12	13:10:55.641	33.181	-115.608	0.0
2010/11/12	13:11:06.641	33.181	-115.608	0.0
2010/11/12	15:06:42.641	33.177	-115.622	4.2
2010/11/12	15:23:15.641	33.108	-115.602	8.1
2010/11/12	17:14:26.641	33.170	-115.626	0.6
2010/11/12	17:15:04.641	33.135	-115.644	6.9
2010/11/12	17:19:44.641	33.158	-115.638	0.4
2010/11/12	17:22:32.641	33.115	-115.585	6.5
2010/11/12	17:33:30.641	33.158	-115.638	0.4
2010/11/12	17:33:52.641	33.135	-115.644	6.9
2010/11/12	17:35:29.641	33.158	-115.638	0.4
2010/11/12	18:11:24.641	33.135	-115.644	6.9
2010/11/12	18:12:29.641	33.149	-115.640	3.5
2010/11/12	18:12:46.641	33.158	-115.638	0.4
2010/11/12	18:25:03.641	33.158	-115.642	0.1
2010/11/12	19:24:09.641	33.158	-115.638	0.4
2010/11/13	01:15:18.641	33.181	-115.629	4.0
2010/11/13	07:50:35.641	33.147	-115.623	7.9
2010/11/13	11:01:51.641	33.158	-115.638	0.4
2010/11/13	11:05:37.641	33.158	-115.638	0.4
2010/11/13	16:15:15.641	33.157	-115.680	0.2
2010/11/13	16:38:33.641	33.157	-115.680	0.2
2010/11/13	16:39:23.641	33.157	-115.680	0.2
2010/11/13	17:00:31.641	33.142	-115.628	10.3

2010/11/13	17:37:13.641	33.108	-115.602	8.1
2010/11/13	17:47:16.641	33.177	-115.622	4.2
2010/11/14	04:59:11.641	33.181	-115.603	1.4
2010/11/14	09:38:29.641	33.160	-115.633	4.6
2010/11/14	10:13:51.641	33.179	-115.614	1.8
2010/11/14	10:14:35.641	33.193	-115.615	3.9
2010/11/14	10:15:02.641	33.193	-115.615	3.9
2010/11/14	10:16:03.641	33.193	-115.615	3.9
2010/11/14	10:17:02.641	33.192	-115.572	1.6
2010/11/14	15:32:58.641	33.108	-115.602	8.1
2010/11/14	16:50:39.641	33.164	-115.632	2.6
2010/11/14	17:00:47.641	33.164	-115.632	2.6
2010/11/14	17:06:29.641	33.196	-115.587	5.3
2010/11/14	18:28:11.641	33.161	-115.644	1.0
2010/11/14	19:23:25.641	33.141	-115.641	4.5
2010/11/15	00:20:28.641	33.181	-115.611	0.4
2010/11/15	01:03:32.641	33.149	-115.640	3.5
2010/11/15	22:20:39.641	33.108	-115.602	8.1
2010/11/15	23:50:24.641	33.184	-115.609	2.2
2010/11/15	23:51:19.641	33.176	-115.608	0.4
2010/11/15	23:59:49.641	33.184	-115.609	2.2
2010/11/16	02:19:38.641	33.181	-115.601	0.7
2010/11/16	10:58:33.641	33.176	-115.604	0.5
2010/11/16	12:18:40.641	33.117	-115.613	7.9
2010/11/16	15:33:59.641	33.154	-115.672	0.3
2010/11/16	15:34:19.641	33.157	-115.656	2.4
2010/11/16	15:34:46.641	33.161	-115.644	1.0
2010/11/16	15:36:40.641	33.157	-115.680	0.2
2010/11/16	15:37:50.641	33.155	-115.663	2.3
2010/11/16	15:38:28.641	33.108	-115.602	8.1
2010/11/16	16:33:37.641	33.140	-115.636	7.3
2010/11/16	21:38:47.641	33.140	-115.636	7.3
2010/11/16	21:45:49.641	33.163	-115.637	0.1
2010/11/16	21:49:22.641	33.163	-115.637	0.1
2010/11/16	21:54:35.641	33.161	-115.644	0.3
2010/11/17	01:24:14.641	33.117	-115.613	7.9
2010/11/17	09:15:23.641	33.160	-115.633	4.6
2010/11/17	09:15:39.641	33.160	-115.633	4.6
2010/11/17	09:16:42.641	33.160	-115.633	4.6
2010/11/17	12:12:32.641	33.160	-115.633	4.6
2010/11/17	13:10:07.641	33.160	-115.633	4.6
2010/11/17	13:17:54.641	33.160	-115.633	4.6
2010/11/17	15:10:04.641	33.184	-115.601	3.5
2010/11/17	15:10:50.641	33.184	-115.601	3.5
2010/11/17	18:21:20.641	33.108	-115.602	8.1
2010/11/17	18:29:23.641	33.187	-115.622	4.0

2010/11/17	21:55:09.641	33.199	-115.570	0.2
2010/11/17	21:56:15.641	33.199	-115.570	0.2
2010/11/17	22:55:04.641	33.184	-115.604	0.1
2010/11/17	22:56:18.641	33.179	-115.614	1.8
2010/11/17	22:56:42.641	33.179	-115.614	1.8
2010/11/17	23:00:46.641	33.179	-115.614	1.8
2010/11/17	23:05:26.641	33.184	-115.609	2.2
2010/11/17	23:06:38.641	33.184	-115.609	2.2
2010/11/18	07:42:26.641	33.140	-115.636	7.3
2010/11/18	07:43:06.641	33.140	-115.636	7.3
2010/11/18	11:41:01.641	33.135	-115.644	6.9
2010/11/19	04:40:43.641	33.176	-115.609	2.1
2010/11/19	10:58:54.641	33.100	-115.590	14.6
2010/11/19	13:06:55.641	33.108	-115.602	8.1
2010/11/19	23:02:22.641	33.140	-115.636	7.3
2010/11/19	23:30:38.641	33.181	-115.665	4.2
2010/11/20	10:00:26.641	33.117	-115.613	7.9
2010/11/20	12:18:35.641	33.176	-115.608	0.4
2010/11/20	12:29:30.641	33.108	-115.602	8.1
2010/11/20	22:27:52.641	33.202	-115.671	6.3
2010/11/20	23:37:11.641	33.176	-115.609	2.1
2010/11/21	00:28:43.641	33.100	-115.590	14.6
2010/11/21	02:54:30.641	33.183	-115.599	0.1
2010/11/21	05:14:32.641	33.148	-115.633	4.3
2010/11/21	05:30:41.641	33.100	-115.590	14.6
2010/11/21	06:50:06.641	33.177	-115.606	0.1
2010/11/22	06:00:12.641	33.108	-115.602	8.1
2010/11/22	11:52:05.641	33.170	-115.600	1.1
2010/11/22	15:54:50.641	33.201	-115.544	3.4
2010/11/22	15:55:22.641	33.188	-115.573	0.2
2010/11/23	06:04:43.641	33.172	-115.610	2.2
2010/11/23	06:25:27.641	33.189	-115.605	1.5
2010/11/23	14:28:30.641	33.108	-115.602	8.1
2010/11/24	06:36:38.641	33.183	-115.599	0.1
2010/11/24	06:36:58.641	33.183	-115.599	0.1
2010/11/24	06:49:41.641	33.183	-115.599	0.1
2010/11/24	07:27:10.641	33.173	-115.609	0.1
2010/11/24	09:41:12.641	33.196	-115.573	0.1
2010/11/24	23:03:18.641	33.181	-115.612	1.1
2010/11/24	23:05:07.641	33.176	-115.609	2.1
2010/11/24	23:06:02.641	33.179	-115.594	1.5
2010/11/25	00:11:57.641	33.184	-115.597	0.1
2010/11/25	08:15:15.641	33.170	-115.600	1.1
2010/11/25	13:55:15.641	33.195	-115.572	0.1
2010/11/26	06:47:48.641	33.161	-115.651	0.7
2010/11/26	08:24:19.641	33.176	-115.606	6.3

2010/11/26	10:58:01.641	33.118	-115.610	9.1
2010/11/26	13:01:28.641	33.164	-115.668	0.0
2010/11/26	13:11:14.641	33.157	-115.656	2.4
2010/11/26	13:22:00.641	33.161	-115.651	0.7
2010/11/26	17:30:52.641	33.186	-115.593	0.1
2010/11/26	20:51:37.641	33.177	-115.606	0.1
2010/11/26	20:57:20.641	33.176	-115.604	0.5
2010/11/26	21:06:16.641	33.177	-115.621	2.7
2010/11/26	22:08:33.641	33.188	-115.599	0.8
2010/11/26	23:52:57.641	33.176	-115.604	0.5
2010/11/27	03:02:20.641	33.175	-115.601	0.1
2010/11/27	04:07:37.641	33.100	-115.590	14.6
2010/11/27	04:07:53.641	33.100	-115.590	14.6
2010/11/27	04:14:15.641	33.149	-115.640	3.5
2010/11/27	04:38:19.641	33.157	-115.668	0.1
2010/11/28	09:06:39.641	33.182	-115.606	1.7
2010/11/28	15:22:36.641	33.157	-115.680	0.2
2010/11/28	15:23:22.641	33.157	-115.680	0.2
2010/11/28	19:37:53.641	33.189	-115.619	2.2
2010/11/28	19:38:36.641	33.189	-115.619	2.2
2010/11/28	19:55:12.641	33.189	-115.619	2.2
2010/11/28	22:05:25.641	33.187	-115.608	0.2
2010/11/28	22:52:36.641	33.203	-115.578	2.2
2010/11/28	22:58:57.641	33.187	-115.608	0.2
2010/11/28	23:29:24.641	33.149	-115.640	3.5
2010/11/28	23:35:28.641	33.117	-115.613	7.9
2010/11/29	05:49:49.641	33.208	-115.582	2.5
2010/11/29	05:54:24.641	33.186	-115.604	2.0
2010/11/29	06:05:08.641	33.181	-115.665	4.2
2010/11/29	11:27:05.641	33.179	-115.594	1.5
2010/11/29	14:54:24.641	33.187	-115.608	0.2
2010/11/29	21:41:29.641	33.214	-115.620	5.3
2010/11/29	21:42:08.641	33.214	-115.620	5.3
2010/11/29	22:02:08.641	33.214	-115.620	5.3
2010/11/29	22:02:24.641	33.214	-115.620	5.3
2010/11/29	22:02:44.641	33.201	-115.544	3.4
2010/11/29	22:03:05.641	33.214	-115.620	5.3
2010/11/29	22:19:53.641	33.214	-115.620	5.3
2010/11/30	03:23:33.641	33.189	-115.619	2.2
2010/11/30	03:25:12.641	33.189	-115.619	2.2
2010/11/30	03:25:38.641	33.193	-115.583	5.9
2010/11/30	03:26:04.641	33.189	-115.619	2.2
2010/11/30	03:26:51.641	33.181	-115.665	4.2
2010/11/30	03:28:07.641	33.189	-115.619	2.2
2010/11/30	03:28:47.641	33.214	-115.620	5.3
2010/11/30	03:33:45.641	33.184	-115.609	2.2

2010/11/30	03:37:12.641	33.189	-115.619	2.2
2010/11/30	03:42:59.641	33.188	-115.573	0.2
2010/11/30	03:47:52.641	33.189	-115.619	2.2
2010/11/30	03:49:40.641	33.192	-115.572	1.6
2010/11/30	03:50:23.641	33.189	-115.619	2.2
2010/11/30	03:51:08.641	33.194	-115.583	3.0
2010/11/30	03:56:46.641	33.183	-115.599	0.1
2010/11/30	04:01:39.641	33.193	-115.615	3.9
2010/11/30	04:07:13.641	33.179	-115.594	1.5
2010/11/30	04:13:40.641	33.177	-115.621	2.7
2010/11/30	04:14:46.641	33.214	-115.620	5.3
2010/11/30	04:28:06.641	33.186	-115.604	2.0
2010/11/30	04:39:54.641	33.179	-115.621	4.8
2010/11/30	05:04:39.641	33.192	-115.572	1.6
2010/11/30	05:16:49.641	33.179	-115.594	1.5
2010/11/30	05:17:46.641	33.189	-115.619	2.2
2010/11/30	05:32:59.641	33.175	-115.601	0.1
2010/11/30	12:51:26.641	33.186	-115.624	2.5
2010/11/30	15:49:49.641	33.208	-115.582	2.5
2010/11/30	15:58:38.641	33.108	-115.602	8.1
2010/11/30	15:58:57.641	33.108	-115.602	8.1
2010/11/30	16:03:15.641	33.158	-115.642	0.1
2010/11/30	16:03:59.641	33.158	-115.642	0.1
2010/11/30	16:23:33.641	33.176	-115.608	0.4
2010/11/30	21:09:06.641	33.100	-115.590	14.6
2010/11/30	21:52:18.641	33.118	-115.610	9.1
2010/11/30	22:16:40.641	33.181	-115.665	4.2
2010/12/01	02:21:50.641	33.175	-115.601	0.1
2010/12/01	04:16:41.641	33.136	-115.649	5.3
2010/12/01	08:01:25.641	33.177	-115.606	0.1
2010/12/01	11:55:26.641	33.135	-115.644	6.9
2010/12/01	12:23:46.641	33.115	-115.585	6.5
2010/12/02	08:56:14.641	33.214	-115.620	5.3
2010/12/02	23:18:48.641	33.117	-115.613	7.9
2010/12/03	00:31:54.641	33.135	-115.644	6.9
2010/12/03	00:40:25.641	33.142	-115.628	10.3
2010/12/03	00:42:20.641	33.158	-115.644	0.1
2010/12/03	00:42:34.641	33.135	-115.644	6.9
2010/12/03	00:43:36.641	33.149	-115.640	3.5
2010/12/03	00:45:23.641	33.158	-115.638	0.4
2010/12/03	01:09:42.641	33.158	-115.644	0.1
2010/12/03	05:53:37.641	33.157	-115.668	0.1
2010/12/03	05:57:46.641	33.157	-115.668	0.1
2010/12/03	06:36:22.641	33.156	-115.652	0.2
2010/12/03	06:39:14.641	33.157	-115.668	0.1
2010/12/03	06:40:19.641	33.161	-115.651	0.7

2010/12/03	06:41:24.641	33.161	-115.651	0.7
2010/12/03	06:43:41.641	33.108	-115.602	8.1
2010/12/03	06:44:11.641	33.100	-115.590	14.6
2010/12/03	06:48:27.641	33.161	-115.651	0.7
2010/12/03	06:49:20.641	33.156	-115.652	0.2
2010/12/03	06:59:28.641	33.156	-115.652	0.2
2010/12/03	07:10:47.641	33.156	-115.652	0.2
2010/12/03	07:12:00.641	33.161	-115.651	0.7
2010/12/03	07:31:29.641	33.193	-115.583	5.9
2010/12/04	04:42:27.641	33.187	-115.608	0.2
2010/12/04	04:42:51.641	33.187	-115.608	0.2
2010/12/04	04:43:38.641	33.186	-115.614	2.4
2010/12/04	04:44:21.641	33.229	-115.576	3.4
2010/12/04	04:44:41.641	33.177	-115.621	2.7
2010/12/04	04:44:58.641	33.214	-115.620	5.3
2010/12/04	04:46:00.641	33.188	-115.600	0.1
2010/12/04	04:50:45.641	33.187	-115.608	0.2
2010/12/04	04:51:47.641	33.196	-115.587	5.3
2010/12/04	04:53:43.641	33.212	-115.590	7.2
2010/12/04	04:54:15.641	33.184	-115.609	2.2
2010/12/04	05:00:57.641	33.188	-115.600	0.1
2010/12/04	05:01:32.641	33.176	-115.609	2.1
2010/12/04	05:02:06.641	33.181	-115.665	4.2
2010/12/04	05:04:01.641	33.187	-115.608	0.2
2010/12/04	05:04:15.641	33.184	-115.609	2.2
2010/12/04	05:26:04.641	33.184	-115.609	2.2
2010/12/04	05:27:39.641	33.176	-115.609	2.1
2010/12/04	05:36:54.641	33.187	-115.608	0.2
2010/12/04	05:39:56.641	33.187	-115.608	0.2
2010/12/04	05:40:31.641	33.186	-115.614	2.4
2010/12/04	05:42:11.641	33.179	-115.594	1.5
2010/12/04	05:43:09.641	33.226	-115.588	4.6
2010/12/04	08:01:54.641	33.135	-115.644	6.9
2010/12/04	10:11:40.641	33.187	-115.608	0.2
2010/12/04	22:54:29.641	33.197	-115.644	3.0
2010/12/05	02:00:25.641	33.176	-115.604	0.5
2010/12/05	06:30:40.641	33.160	-115.633	4.6
2010/12/05	06:33:27.641	33.180	-115.603	0.1
2010/12/05	06:33:45.641	33.135	-115.644	6.9
2010/12/05	06:37:53.641	33.135	-115.644	6.9
2010/12/05	06:39:54.641	33.108	-115.602	8.1
2010/12/05	06:46:48.641	33.176	-115.609	2.1
2010/12/05	06:48:08.641	33.182	-115.606	1.7
2010/12/05	06:59:46.641	33.173	-115.610	1.3
2010/12/05	09:28:38.641	33.187	-115.608	0.2
2010/12/05	09:39:13.641	33.187	-115.608	0.2

2010/12/05	09:41:51.641	33.187	-115.608	0.2
2010/12/05	10:28:52.641	33.182	-115.602	2.5
2010/12/05	16:24:09.641	33.183	-115.599	0.1
2010/12/05	18:34:37.641	33.157	-115.648	0.1
2010/12/05	19:12:51.641	33.118	-115.610	9.1
2010/12/05	23:01:08.641	33.188	-115.599	0.8
2010/12/05	23:02:03.641	33.176	-115.608	0.4
2010/12/05	23:02:29.641	33.188	-115.599	0.8
2010/12/05	23:03:20.641	33.188	-115.599	0.8
2010/12/05	23:06:44.641	33.188	-115.599	0.8
2010/12/05	23:09:05.641	33.188	-115.599	0.8
2010/12/05	23:15:36.641	33.188	-115.599	0.8
2010/12/06	02:09:13.641	33.143	-115.638	4.8
2010/12/06	02:14:09.641	33.143	-115.638	4.8
2010/12/06	02:51:56.641	33.159	-115.635	7.3
2010/12/06	04:12:50.641	33.143	-115.638	4.8
2010/12/06	05:02:17.641	33.143	-115.638	4.8
2010/12/06	07:00:01.641	33.205	-115.577	0.0
2010/12/06	07:24:25.641	33.192	-115.626	7.7
2010/12/06	07:24:47.641	33.192	-115.626	7.7
2010/12/06	07:26:14.641	33.192	-115.626	7.7
2010/12/06	07:39:53.641	33.207	-115.580	1.9
2010/12/06	11:16:26.641	33.165	-115.623	7.0
2010/12/06	11:45:24.641	33.199	-115.571	3.3
2010/12/06	15:26:01.641	33.228	-115.626	3.7
2010/12/06	17:06:26.641	33.214	-115.620	5.3
2010/12/06	18:35:11.641	33.194	-115.583	3.0
2010/12/06	23:13:18.641	33.149	-115.640	3.5
2010/12/07	01:05:19.641	33.177	-115.607	4.2
2010/12/07	01:05:19.641	33.193	-115.615	3.9
2010/12/07	03:02:09.641	33.226	-115.588	4.6
2010/12/07	03:35:07.641	33.214	-115.620	5.3
2010/12/07	09:03:11.641	33.177	-115.621	2.7
2010/12/07	18:40:32.641	33.159	-115.635	7.3
2010/12/08	08:56:41.641	33.149	-115.640	3.5
2010/12/08	23:18:38.641	33.214	-115.620	5.3
2010/12/09	08:55:58.641	33.184	-115.597	0.1
2010/12/09	09:05:53.641	33.184	-115.597	0.1
2010/12/09	09:14:57.641	33.177	-115.606	0.1
2010/12/09	10:52:12.641	33.184	-115.597	0.1
2010/12/10	03:23:13.641	33.175	-115.601	0.1
2010/12/10	03:28:28.641	33.108	-115.602	8.1
2010/12/10	03:57:56.641	33.205	-115.577	0.0
2010/12/10	04:07:41.641	33.207	-115.580	1.9
2010/12/10	08:30:03.641	33.186	-115.612	0.6
2010/12/10	23:02:23.641	33.190	-115.612	1.0

2010/12/11	01:04:32.641	33.229	-115.576	3.4
2010/12/11	02:03:05.641	33.182	-115.602	2.5
2010/12/11	06:10:06.641	33.158	-115.629	6.0
2010/12/11	06:13:21.641	33.158	-115.629	6.0
2010/12/11	07:01:15.641	33.183	-115.607	0.0
2010/12/11	07:01:29.641	33.183	-115.606	0.1
2010/12/11	10:11:37.641	33.194	-115.583	3.0
2010/12/11	10:12:21.641	33.194	-115.583	3.0
2010/12/11	10:12:58.641	33.194	-115.583	3.0
2010/12/11	10:13:40.641	33.194	-115.583	3.0
2010/12/11	10:20:07.641	33.192	-115.626	7.7
2010/12/11	11:52:09.641	33.184	-115.604	0.1
2010/12/11	16:07:26.641	33.207	-115.580	1.9
2010/12/11	16:08:01.641	33.207	-115.580	1.9
2010/12/11	16:10:58.641	33.207	-115.580	1.9
2010/12/11	16:15:18.641	33.207	-115.580	1.9
2010/12/11	16:16:09.641	33.207	-115.580	1.9
2010/12/11	18:36:54.641	33.208	-115.582	2.5
2010/12/11	22:31:00.641	33.149	-115.640	3.5
2010/12/12	10:05:51.641	33.176	-115.604	0.5
2010/12/13	15:31:58.641	33.183	-115.599	0.1
2010/12/13	15:33:40.641	33.203	-115.578	2.2
2010/12/13	16:35:48.641	33.193	-115.615	3.9
2010/12/13	19:02:41.641	33.193	-115.615	3.9
2010/12/13	19:13:59.641	33.117	-115.613	7.9
2010/12/13	19:29:36.641	33.117	-115.613	7.9
2010/12/13	19:30:08.641	33.117	-115.613	7.9
2010/12/13	19:33:02.641	33.117	-115.613	7.9
2010/12/13	20:18:28.641	33.117	-115.613	7.9
2010/12/14	11:35:27.641	33.141	-115.641	4.5
2010/12/14	12:52:44.641	33.231	-115.605	4.8
2010/12/14	15:24:50.641	33.226	-115.588	4.6
2010/12/14	16:20:17.641	33.181	-115.610	0.9
2010/12/14	16:41:24.641	33.118	-115.610	9.1
2010/12/14	20:37:12.641	33.182	-115.602	2.5
2010/12/14	22:38:57.641	33.159	-115.641	0.9
2010/12/14	22:40:13.641	33.157	-115.668	0.1
2010/12/14	23:48:14.641	33.179	-115.594	1.5
2010/12/15	01:18:03.641	33.183	-115.599	0.1
2010/12/15	01:18:39.641	33.193	-115.583	5.9
2010/12/15	01:18:58.641	33.188	-115.573	0.2
2010/12/15	01:19:24.641	33.234	-115.604	4.8
2010/12/15	01:25:05.641	33.188	-115.573	0.2
2010/12/15	01:25:43.641	33.183	-115.599	0.1
2010/12/15	01:28:24.641	33.177	-115.606	0.1
2010/12/15	04:43:43.641	33.183	-115.599	0.1

2010/12/15	04:43:55.641	33.183	-115.599	0.1
2010/12/15	04:44:19.641	33.188	-115.573	0.2
2010/12/15	04:45:17.641	33.183	-115.599	0.1
2010/12/15	04:46:29.641	33.183	-115.599	0.1
2010/12/15	04:46:49.641	33.184	-115.605	0.1
2010/12/15	04:48:08.641	33.183	-115.599	0.1
2010/12/15	04:54:10.641	33.177	-115.606	0.1
2010/12/15	08:27:42.641	33.177	-115.621	2.7
2010/12/15	09:37:30.641	33.176	-115.608	0.4
2010/12/15	10:03:06.641	33.192	-115.626	7.7
2010/12/15	11:46:05.641	33.188	-115.573	0.2
2010/12/15	11:46:19.641	33.193	-115.583	5.9
2010/12/15	20:27:48.641	33.118	-115.610	9.1
2010/12/15	20:34:59.641	33.108	-115.602	8.1
2010/12/15	23:46:12.641	33.108	-115.602	8.1
2010/12/16	09:46:52.641	33.145	-115.634	4.8
2010/12/16	09:47:57.641	33.160	-115.633	4.6
2010/12/16	16:14:47.641	33.139	-115.602	7.0
2010/12/16	16:28:24.641	33.139	-115.602	7.0
2010/12/16	18:39:41.641	33.176	-115.608	0.4
2010/12/16	21:47:48.641	33.170	-115.600	1.1
2010/12/16	23:13:24.641	33.174	-115.604	0.1
2010/12/17	02:54:56.641	33.183	-115.617	4.3
2010/12/17	06:40:37.641	33.175	-115.601	0.1
2010/12/17	10:06:45.641	33.231	-115.605	4.8
2010/12/17	10:11:38.641	33.156	-115.652	0.2
2010/12/18	10:01:05.641	33.201	-115.544	3.4
2010/12/19	00:43:24.641	33.193	-115.615	3.9
2010/12/19	06:29:58.641	33.208	-115.631	5.0
2010/12/19	11:53:19.641	33.181	-115.659	6.0
2010/12/19	14:30:56.641	33.197	-115.644	3.0
2010/12/20	03:25:13.641	33.186	-115.624	2.5
2010/12/20	03:47:05.641	33.186	-115.624	2.5
2010/12/20	03:48:24.641	33.186	-115.624	2.5
2010/12/20	03:49:03.641	33.186	-115.624	2.5
2010/12/20	03:49:53.641	33.220	-115.571	5.3
2010/12/20	04:59:31.641	33.182	-115.602	2.5
2010/12/21	06:15:31.641	33.196	-115.587	5.3
2010/12/21	09:03:32.641	33.176	-115.609	2.1
2010/12/21	14:18:29.641	33.161	-115.644	1.0
2010/12/21	17:01:52.641	33.208	-115.631	5.0
2010/12/21	18:36:54.641	33.181	-115.659	6.0
2010/12/21	22:25:42.641	33.176	-115.609	2.1
2010/12/21	22:26:40.641	33.176	-115.609	2.1
2010/12/21	22:27:15.641	33.176	-115.609	2.1
2010/12/21	22:27:41.641	33.176	-115.609	2.1

2010/12/21	22:42:31.641	33.176	-115.604	0.5
2010/12/21	22:47:53.641	33.176	-115.604	0.5
2010/12/21	22:53:03.641	33.176	-115.609	2.1
2010/12/21	23:00:31.641	33.176	-115.604	0.5
2010/12/22	03:03:01.641	33.139	-115.602	7.0
2010/12/22	03:03:02.641	33.108	-115.602	8.1
2010/12/22	05:46:18.641	33.193	-115.583	5.9
2010/12/23	17:54:21.641	33.172	-115.610	2.2
2010/12/23	17:54:39.641	33.176	-115.609	2.1
2010/12/23	21:39:57.641	33.170	-115.626	0.6
2010/12/24	06:12:50.641	33.196	-115.559	0.2
2010/12/24	08:39:17.641	33.182	-115.603	0.1
2010/12/24	16:09:54.641	33.202	-115.575	3.8
2010/12/25	00:24:20.641	33.175	-115.601	0.1
2010/12/25	00:35:49.641	33.170	-115.600	1.1
2010/12/25	01:06:13.641	33.175	-115.601	0.1
2010/12/25	04:04:30.641	33.183	-115.617	4.3
2010/12/25	04:54:54.641	33.139	-115.602	7.0
2010/12/25	07:58:12.641	33.198	-115.571	0.2
2010/12/25	09:45:58.641	33.179	-115.614	1.8
2010/12/25	10:06:38.641	33.187	-115.608	0.2
2010/12/25	10:08:09.641	33.176	-115.604	0.5
2010/12/25	10:54:12.641	33.248	-115.633	2.9
2010/12/25	14:07:32.641	33.157	-115.668	0.1
2010/12/25	20:35:14.641	33.140	-115.636	7.3
2010/12/25	20:37:45.641	33.140	-115.636	7.3
2010/12/26	03:07:20.641	33.182	-115.602	2.5
2010/12/26	06:54:33.641	33.117	-115.613	7.9
2010/12/26	06:55:48.641	33.117	-115.613	7.9
2010/12/26	06:58:59.641	33.108	-115.602	8.1
2010/12/26	08:57:49.641	33.175	-115.601	0.1
2010/12/26	08:58:10.641	33.175	-115.601	0.1
2010/12/26	11:39:56.641	33.192	-115.579	4.3
2010/12/26	11:56:29.641	33.130	-115.634	0.0
2010/12/26	12:05:00.641	33.199	-115.571	3.3
2010/12/26	15:10:18.641	33.188	-115.573	1.2
2010/12/26	15:10:41.641	33.188	-115.573	1.2
2010/12/26	15:11:03.641	33.188	-115.573	0.2
2010/12/26	15:11:18.641	33.188	-115.573	1.2
2010/12/26	15:12:51.641	33.188	-115.573	0.2
2010/12/26	22:15:16.641	33.177	-115.606	0.1
2010/12/26	23:44:19.641	33.193	-115.615	3.9
2010/12/26	23:47:29.641	33.193	-115.615	3.9
2010/12/26	23:57:03.641	33.193	-115.615	3.9
2010/12/27	02:00:12.641	33.175	-115.603	0.1
2010/12/27	03:58:41.641	33.108	-115.602	8.1

2010/12/27	05:22:46.641	33.183	-115.677	0.5
2010/12/27	06:05:39.641	33.193	-115.615	3.9
2010/12/27	07:30:34.641	33.100	-115.590	14.6
2010/12/27	11:01:49.641	33.174	-115.603	0.1
2010/12/27	17:55:59.641	33.115	-115.585	6.5
2010/12/27	21:44:54.641	33.184	-115.604	0.1
2010/12/27	22:51:19.641	33.193	-115.615	3.9
2010/12/27	23:41:16.641	33.193	-115.615	3.9
2010/12/27	23:42:33.641	33.193	-115.615	3.9
2010/12/27	23:43:54.641	33.193	-115.615	3.9
2010/12/27	23:44:23.641	33.193	-115.615	3.9
2010/12/28	00:02:46.641	33.209	-115.590	3.1
2010/12/28	00:07:09.641	33.193	-115.615	3.9
2010/12/28	00:11:47.641	33.203	-115.578	2.2
2010/12/28	00:16:27.641	33.209	-115.590	3.1
2010/12/28	00:19:40.641	33.176	-115.608	0.4
2010/12/28	00:21:37.641	33.176	-115.608	0.4
2010/12/28	00:43:09.641	33.193	-115.615	3.9
2010/12/28	01:18:40.641	33.193	-115.615	3.9
2010/12/28	01:19:23.641	33.193	-115.615	3.9
2010/12/28	01:20:51.641	33.193	-115.615	3.9
2010/12/28	01:21:06.641	33.193	-115.615	3.9
2010/12/28	01:21:57.641	33.193	-115.615	3.9
2010/12/28	01:24:05.641	33.193	-115.615	3.9
2010/12/28	01:25:38.641	33.193	-115.615	3.9
2010/12/28	01:30:57.641	33.193	-115.615	3.9
2010/12/28	01:31:26.641	33.193	-115.615	3.9
2010/12/28	01:42:34.641	33.193	-115.615	3.9
2010/12/28	01:43:14.641	33.208	-115.582	2.5
2010/12/28	01:44:16.641	33.193	-115.615	3.9
2010/12/28	01:53:03.641	33.193	-115.615	3.9
2010/12/28	01:56:34.641	33.193	-115.615	3.9
2010/12/28	01:57:38.641	33.193	-115.615	3.9
2010/12/28	01:58:08.641	33.193	-115.615	3.9
2010/12/28	01:59:07.641	33.193	-115.615	3.9
2010/12/28	01:59:58.641	33.176	-115.606	6.3
2010/12/28	02:00:41.641	33.193	-115.615	3.9
2010/12/28	02:01:25.641	33.193	-115.615	3.9
2010/12/28	02:02:18.641	33.193	-115.615	3.9
2010/12/28	02:05:39.641	33.193	-115.615	3.9
2010/12/28	02:17:04.641	33.193	-115.615	3.9
2010/12/28	02:21:54.641	33.193	-115.615	3.9
2010/12/28	02:25:30.641	33.193	-115.615	3.9
2010/12/28	02:25:59.641	33.193	-115.615	3.9
2010/12/28	02:26:49.641	33.193	-115.615	3.9
2010/12/28	02:27:27.641	33.193	-115.615	3.9

2010/12/28	02:31:00.641	33.202	-115.575	3.8
2010/12/28	02:35:23.641	33.193	-115.615	3.9
2010/12/28	02:38:36.641	33.193	-115.615	3.9
2010/12/28	02:40:20.641	33.193	-115.615	3.9
2010/12/28	02:40:39.641	33.183	-115.617	4.3
2010/12/28	02:41:08.641	33.193	-115.615	3.9
2010/12/28	02:41:32.641	33.193	-115.615	3.9
2010/12/28	02:41:55.641	33.193	-115.615	3.9
2010/12/28	02:42:21.641	33.183	-115.617	4.3
2010/12/28	02:42:47.641	33.193	-115.615	3.9
2010/12/28	02:43:14.641	33.183	-115.617	4.3
2010/12/28	02:43:27.641	33.183	-115.617	4.3
2010/12/28	02:44:22.641	33.193	-115.615	3.9
2010/12/28	02:44:34.641	33.193	-115.615	3.9
2010/12/28	02:44:49.641	33.218	-115.639	3.0
2010/12/28	02:45:30.641	33.186	-115.593	0.1
2010/12/28	02:46:02.641	33.184	-115.608	0.3
2010/12/28	02:46:35.641	33.175	-115.610	2.4
2010/12/28	02:46:59.641	33.184	-115.608	0.3
2010/12/28	02:48:14.641	33.196	-115.587	4.5
2010/12/28	02:49:09.641	33.193	-115.615	3.9
2010/12/28	02:49:39.641	33.193	-115.615	3.9
2010/12/28	02:49:51.641	33.193	-115.615	3.9
2010/12/28	02:50:08.641	33.193	-115.615	3.9
2010/12/28	02:50:31.641	33.193	-115.615	3.9
2010/12/28	02:51:31.641	33.183	-115.617	4.3
2010/12/28	02:52:26.641	33.118	-115.610	9.1
2010/12/28	02:53:22.641	33.193	-115.615	3.9
2010/12/28	02:54:01.641	33.193	-115.615	3.9
2010/12/28	02:54:53.641	33.193	-115.615	3.9
2010/12/28	02:55:14.641	33.193	-115.615	3.9
2010/12/28	02:55:35.641	33.193	-115.615	3.9
2010/12/28	02:56:16.641	33.188	-115.609	2.3
2010/12/28	02:56:45.641	33.193	-115.615	3.9
2010/12/28	02:58:26.641	33.183	-115.617	4.3
2010/12/28	02:59:01.641	33.176	-115.609	2.1
2010/12/28	02:59:16.641	33.213	-115.584	1.3
2010/12/28	02:59:57.641	33.173	-115.609	0.1
2010/12/28	03:01:16.641	33.179	-115.614	1.8
2010/12/28	03:01:50.641	33.193	-115.615	3.9
2010/12/28	03:02:41.641	33.184	-115.601	3.5
2010/12/28	03:03:09.641	33.180	-115.609	0.0
2010/12/28	03:03:43.641	33.193	-115.615	3.9
2010/12/28	03:05:07.641	33.193	-115.615	3.9
2010/12/28	03:06:29.641	33.187	-115.604	3.2
2010/12/28	03:07:13.641	33.108	-115.602	8.1

2010/12/28	03:07:33.641	33.187	-115.604	3.2
2010/12/28	03:09:27.641	33.184	-115.604	0.1
2010/12/28	03:10:40.641	33.184	-115.608	0.3
2010/12/28	03:13:25.641	33.176	-115.609	2.1
2010/12/28	03:13:56.641	33.202	-115.575	3.8
2010/12/28	03:15:19.641	33.213	-115.584	1.3
2010/12/28	03:15:51.641	33.175	-115.600	1.1
2010/12/28	03:16:05.641	33.193	-115.615	3.9
2010/12/28	03:17:06.641	33.175	-115.610	2.4
2010/12/28	03:18:45.641	33.193	-115.615	3.9
2010/12/28	03:19:05.641	33.193	-115.615	3.9
2010/12/28	03:20:28.641	33.193	-115.615	3.9
2010/12/28	03:20:41.641	33.186	-115.593	0.1
2010/12/28	03:20:59.641	33.193	-115.615	3.9
2010/12/28	03:23:44.641	33.193	-115.615	3.9
2010/12/28	03:26:06.641	33.193	-115.615	3.9
2010/12/28	03:27:04.641	33.170	-115.600	1.1
2010/12/28	03:27:46.641	33.214	-115.620	5.3
2010/12/28	03:28:37.641	33.193	-115.615	3.9
2010/12/28	03:28:48.641	33.142	-115.628	10.3
2010/12/28	03:29:14.641	33.203	-115.578	2.2
2010/12/28	03:29:35.641	33.183	-115.617	4.3
2010/12/28	03:31:28.641	33.181	-115.611	0.4
2010/12/28	03:32:04.641	33.171	-115.605	0.7
2010/12/28	03:34:07.641	33.236	-115.573	5.0
2010/12/28	03:36:39.641	33.176	-115.606	6.3
2010/12/28	03:39:16.641	33.183	-115.617	4.3
2010/12/28	03:42:32.641	33.208	-115.582	2.5
2010/12/28	03:42:51.641	33.170	-115.600	1.1
2010/12/28	03:43:25.641	33.184	-115.608	0.3
2010/12/28	03:45:56.641	33.196	-115.587	5.3
2010/12/28	03:47:48.641	33.208	-115.582	2.5
2010/12/28	03:48:17.641	33.181	-115.659	6.0
2010/12/28	03:49:22.641	33.241	-115.633	3.4
2010/12/28	03:51:50.641	33.108	-115.602	8.1
2010/12/28	03:56:15.641	33.231	-115.655	4.8
2010/12/28	03:59:49.641	33.173	-115.610	1.3
2010/12/28	04:00:56.641	33.251	-115.564	0.1
2010/12/28	04:01:27.641	33.193	-115.615	3.9
2010/12/28	04:07:47.641	33.193	-115.615	3.9
2010/12/28	04:11:09.641	33.202	-115.575	3.8
2010/12/28	04:14:03.641	33.183	-115.617	4.3
2010/12/28	04:22:05.641	33.231	-115.655	4.8
2010/12/28	04:22:17.641	33.193	-115.615	3.9
2010/12/28	04:22:39.641	33.190	-115.574	3.1
2010/12/28	04:41:34.641	33.213	-115.584	1.3

2010/12/28	04:46:04.641	33.173	-115.610	1.3
2010/12/28	04:56:01.641	33.193	-115.615	3.9
2010/12/28	04:58:35.641	33.193	-115.615	3.9
2010/12/28	04:58:52.641	33.193	-115.615	3.9
2010/12/28	05:02:28.641	33.201	-115.544	3.4
2010/12/28	05:04:07.641	33.193	-115.615	3.9
2010/12/28	05:17:43.641	33.193	-115.615	3.9
2010/12/28	05:18:04.641	33.193	-115.615	3.9
2010/12/28	05:45:55.641	33.100	-115.590	14.6
2010/12/28	05:51:37.641	33.193	-115.615	3.9
2010/12/28	05:52:33.641	33.186	-115.593	0.1
2010/12/28	06:12:41.641	33.208	-115.582	2.5
2010/12/28	06:13:35.641	33.115	-115.585	6.5
2010/12/28	06:44:39.641	33.183	-115.599	0.1
2010/12/28	06:44:51.641	33.183	-115.599	0.1
2010/12/28	06:45:40.641	33.183	-115.599	0.1
2010/12/28	06:52:53.641	33.183	-115.599	0.1
2010/12/28	07:50:32.641	33.173	-115.610	1.3
2010/12/28	07:50:54.641	33.190	-115.612	1.0
2010/12/28	07:51:31.641	33.190	-115.612	1.0
2010/12/28	07:52:53.641	33.190	-115.612	1.0
2010/12/28	08:18:43.641	33.181	-115.611	0.4
2010/12/28	08:25:57.641	33.197	-115.614	5.3
2010/12/28	09:36:47.641	33.193	-115.583	5.9
2010/12/28	10:43:13.641	33.190	-115.608	2.2
2010/12/28	10:45:48.641	33.199	-115.617	0.0
2010/12/28	10:58:09.641	33.172	-115.611	3.7
2010/12/28	11:10:03.641	33.157	-115.680	0.2
2010/12/28	11:13:10.641	33.157	-115.680	0.2
2010/12/28	12:13:12.641	33.193	-115.615	3.9
2010/12/28	12:23:20.641	33.193	-115.615	3.9
2010/12/28	12:51:15.641	33.208	-115.582	2.5
2010/12/28	13:19:19.641	33.108	-115.602	8.1
2010/12/28	18:06:00.641	33.202	-115.575	3.8
2010/12/28	18:09:34.641	33.179	-115.614	1.8
2010/12/28	18:28:11.641	33.202	-115.575	3.8
2010/12/28	20:58:12.641	33.213	-115.584	1.3
2010/12/29	02:20:12.641	33.176	-115.618	3.7
2010/12/29	02:20:25.641	33.208	-115.582	2.5
2010/12/29	02:28:05.641	33.196	-115.587	4.5
2010/12/29	02:41:44.641	33.202	-115.575	3.8
2010/12/29	04:50:36.641	33.184	-115.608	0.3
2010/12/29	06:58:59.641	33.181	-115.665	4.2
2010/12/29	08:27:24.641	33.118	-115.610	9.1
2010/12/29	08:29:38.641	33.188	-115.599	0.8
2010/12/29	08:58:08.641	33.108	-115.602	8.1

2010/12/29	09:32:08.641	33.135	-115.644	6.9
2010/12/29	10:08:36.641	33.193	-115.615	3.9
2010/12/29	12:43:13.641	33.208	-115.582	2.5
2010/12/29	13:02:25.641	33.193	-115.615	3.9
2010/12/29	14:21:57.641	33.187	-115.608	0.2
2010/12/29	14:53:57.641	33.135	-115.644	6.9
2010/12/29	17:14:25.641	33.175	-115.601	0.1
2010/12/29	22:23:05.641	33.117	-115.613	7.9
2010/12/30	01:12:01.641	33.189	-115.576	0.1
2010/12/30	01:13:10.641	33.202	-115.575	3.8
2010/12/30	04:51:18.641	33.158	-115.638	0.4
2010/12/30	08:33:37.641	33.108	-115.602	8.1
2010/12/30	11:38:41.641	33.212	-115.590	7.2
2010/12/30	11:55:51.641	33.202	-115.575	3.8
2010/12/30	15:16:19.641	33.190	-115.574	3.1
2010/12/30	15:17:57.641	33.185	-115.569	3.7
2010/12/30	16:13:44.641	33.157	-115.680	0.2
2010/12/30	16:14:11.641	33.157	-115.680	0.2
2010/12/30	19:41:54.641	33.172	-115.611	3.7
2010/12/30	19:46:44.641	33.218	-115.639	3.0
2010/12/30	20:22:37.641	33.172	-115.611	3.7
2010/12/30	21:21:26.641	33.149	-115.640	3.5
2010/12/31	06:24:01.641	33.193	-115.615	3.9
2010/12/31	08:19:32.641	33.183	-115.606	0.1
2010/12/31	10:47:32.641	33.172	-115.611	3.7
2010/12/31	13:20:29.641	33.170	-115.654	0.0
2010/12/31	13:21:11.641	33.170	-115.654	0.0
2010/12/31	19:33:19.641	33.172	-115.611	3.7
2010/12/31	22:30:31.641	33.177	-115.606	0.1